A.M.D.G.




# CITY OF WEST MEMPHIS
## RECREATION CENTER
ST HWY 191/I-40 SERV
West Memphis, AR 72301

**CURRENT ISSUE:** ISSUE FOR PERMIT
**ISSUE DATE:** 2026-05-01


**ARCHITECT**
Project Luong
820 Gessner Rd., Suite 775
Houston, Texas 77024
+1 346.708.8241
projectluong.com

**CIVIL ENGINEER**
HALFF
14800 St. Mary's Lane, Suite 160
Houston, Texas 770790
+1 713.588.2450
halff.com

**STRUCTURAL ENGINEER**
MARTIN MARTIN
12499 West Colfax Avenue
Lakewood, Colorado 80215
+1 303.431.6100
martinmartin.com

**FRAMING STRUCTURAL ENGINEER**
StruktureOne
121 Stratton Ct
Austin, Texas 78737
+1 512.814.7966
teamsk1.com

**MEP**
Henderson Engineers
8345 Lenexa Drive, Suite 300
Lenexa, Kansas 66214
+1 913.742.5172
hendersonengineers.com

**AQUATICS ENGINEER**
Martin Aquatic
189 South Orange Avenue, Suite 1220
Orlando, Florida 32801
+1 407.598.0553
martinaquatic.com


**SEAL**

THIS DOCUMENT IS RELEASED FOR THE PURPOSE OF PRELIMINARY SUBMITTAL
ALEC A. LUONG
LICENSE #912494

IT IS NOT TO BE USED FOR CONSTRUCTION PURPOSES

**CLIENT**

**City of West Memphis**
205 Redding St. West
Memphis, AR 72301

**DRAWING ISSUE**

| IN | DATE | DESCRIPTION |
|---|---|---|
| | 2025-09-29 | ISSUE FOR SCHEMATIC DESIGN |
| | 2025-12-22 | ISSUE FOR DESIGN DEVELOPMENT |
| | 2026-03-06 | ISSUE FOR SITE PERMIT |
| | 2026-03-16 | 75% CONSTRUCTION DOCUMENT PROGRESS |

**ARCHITECT**


PROJECT LUONG
820 Gessner Rd., Suite 775, Houston, TX 77024
700 N. St. Mary's St., Suite 1400, San Antonio, TX 78205
730 Arizona Ave., Santa Monica, CA 90401
+1 346 708 8241
+1 726 245 1378
+1 213 394 7230
Projectluong.com
HOUSTON
SAN ANTONIO
SANTA MONICA
TBAE REG. No. BR 4215


**CONSULTANT**

**JOB INFO**

CITY OF WEST MEMPHIS
RECREATION CENTER
ST HWY 191/I-40 SERV
West Memphis, AR 72301

JOB No.: WESCIT00561

**SHEET TITLE**

COVER PAGE

**SHEET NUMBER**

G-000


FILE PATH: ...\Current Docs\City of West Memphis Recreation Center\RAR_BLDG_A_INC_ARCH.rvt
DATE PRINTED: 5/1/2026 9:56:24 AM

A.M.D.G.

## ABBREVIATIONS

| | | |
|---|---|---|
| | @ | AT |
| | & | AND |
| A | AB | ANCHOR BOLT |
| | AFF | ABOVE FINISHED FLOOR |
| | AHJ | AUTHORITY HAVING JURISDICTION |
| | ALUM | ALUMINUM |
| | ANOD | ANODIZED |
| | AFES | AUTOMATIC FIRE EXTINGUISHING SYSTEM |
| B | BD | BOARD |
| | BLDG | BUILDING |
| | BLKG | BLOCKING |
| C | CL | CENTER LINE |
| | CAB | CABINET |
| | CB | CATCH BASIN |
| | CER | CERAMIC |
| | CJ | CONTROL JOINT |
| | CLG | CEILING |
| | CLO | CLOSET |
| | CLR | CLEAR |
| | CO | CASED OPENING |
| | COL | COLUMN |
| | CONC | CONCRETE |
| | CONSTR | CONSTRUCTION |
| | CONT | CONTINUOUS |
| | CONTR | CONTRACTOR |
| D | DBL | DOUBLE |
| | DET | DETAIL |
| | DIA | DIAMETER |
| | DN | DOWN |
| | DS | DOWN SPOUT |
| | DWG | DRAWING |
| E | EA | EACH |
| | EDF | ELECTRIC DRINKING FOUNTAIN |
| | EL | ELEVATION |
| | ELEC | ELECTRICAL |
| | ELEV | ELEVATOR |
| | EQ | EQUAL |
| | EJ | EXPANSION JOINT |
| | EXT | EXTERIOR |
| F | FA | FIRE ALARM |
| | FD | FLOOR DRAIN |
| | FE | FIRE EXTINGUISHER W/ WALL BRACKET |
| | FEC | FIRE EXTINGUISHER CABINET |
| | FHC | FIRE HOSE CABINET |
| | FIN | FINISH |
| | FLR | FLOOR |
| | FOC | FACE OF CONCRETE |
| | FOM | FACE OF MASONRY |
| | FOS | FACE OF STUD |
| | FT | FEET |
| G | GA | GAUGE |
| | GALV | GALVANIZED |
| | GI | GALVANIZED IRON |
| | GL | GLASS |
| | GYP BD | GYPSUM BOARD |
| H | HC | HOLLOW CORE |
| | HM | HOLLOW METAL |
| | HORIZ | HORIZONTAL |
| | HNDRL | HAND RAIL |
| | HT | HEIGHT |
| | HW | HOT WATER |
| I | ID | INSIDE DIAMETER |
| | IN | INCH |
| | INSUL | INSULATION |
| K | KIT | KITCHEN |
| L | LAV | LAVATORY |
| | LB | POUND |
| M | MAX | MAXIMUM |
| | MB | MINI BLINDS |
| | MEMB | MEMBRANE |
| | MFR | MANUFACTURER |
| | MTL | METAL |
| N | NIC | NOT IN CONTRACT |
| | NTS | NOT TO SCALE |
| O | OC | ON CENTER |
| | OD | OUTSIDE DIAMETER |
| | OPH | OPPOSITE HAND |
| P | PL | PROPERTY LINE |
| | PLAM | PLASTIC LAMINATE |
| | PLAS | PLASTIC |
| | PLYWD | PLYWOOD |
| | PTD | PAINTED |
| | PTN | PARTITION |
| R | R | RADIUS |
| | RA | RETURN AIR |
| | RB | RESILIENT BASE |
| | RD | ROOF DRAIN |
| | REF | REFERENCE |
| | REQD | REQUIRED |
| | RO | ROUGH OPENING |
| S | SC | SOLID CORE |
| | STN | STAIN |
| | SST | STAINLESS STEEL |
| | STD | STANDARD |
| | STOR | STORAGE |
| | STRUCT | STRUCTURAL |
| T | TOC | TOP OF CURB |
| | TCH | TRASH CHUTE |
| | THK | THICK |
| | TOC | TOP OF CONCRETE |
| | TOP | TOP OF PARAPET |
| | TOS | TOP OF STEEL |
| | TOW | TOP OF WALL |
| | TYP | TYPICAL |
| U | UR | URINAL |
| | UNO | UNLESS NOTED OTHERWISE |
| V | VR | VAPOR RETARDER |
| | VERT | VERTICAL |
| | VIF | VERIFY IN FIELD |
| W | WI | WITH |
| | WC | WATER CLOSET |
| | WH | WATER HEATER |
| | WP | WATER PROOF |
| | WD | WOOD |

## GRAPHICS AND SYMBOLS

### CONSTRUCTION TYPE SYMBOLS

- EXISTING CONSTRUCTION TO REMAIN
- EXISTING CONSTRUCTION TO BE DEMOLISHED
- NEW NON-RATED CONSTRUCTION
- NEW SMOKE RATED CONSTRUCTION (30 MIN)
- NEW 1 HR. RATED CONSTRUCTION
- NEW 2 HR. RATED CONSTRUCTION
- NEW 3 HR. RATED CONSTRUCTION
- PROPERTY LINE
- MATCH LINE

### PLAN REFERENCE SYMBOLS

- OFFICE / 1002 — ROOM NAME / ROOM NO. — ROOM SYMBOL
- 03 / A3.2 — DETAIL NO. — BUILDING SECTION SYMBOL
- 03 / A3.2 — SHEET NO. — WALL SECTION SYMBOL
- 01 / A12.34 — DETAIL NO. / SHEET NO. — INTERIOR ELEVATION SYMBOL
- 01 / A12.34 — DETAIL NO. / SHEET NO. — EXTERIOR ELEVATION SYMBOL
- 03 / A3.2 — DETAIL NO. / SHEET NO. — SECTION DETAIL SYMBOL (NOTE: SHADED ARROW IDENTIFIES VIEW DIRECTION)
- 03 / A3.1 — DETAIL NO. / SHEET NO. — ENLARGED DETAIL SYMBOL SECTION OR PLAN
- N — TRUE NORTH — PLAN NORTH
- DR/A — DOOR NO. — DOOR TAG
- W140 — PARTITION TAG (RE:PARTITION SCHEDULE)
- W1 — WINDOW TYPE SYMBOL
- TA-1 — EQUIPMENT REFERENCE
- 01.00 — KEY NOTE
- 1 — REVISION DELTA
- LEVEL 10'-0" — DATUM POINT
- ST PT — START POINT FOR CEILING GRIDS, FINISHES, ETC.
- 105.05 — FINISH GRADE ELEVATION

### MATERIAL SYMBOLS - PLAN

- BRICK
- CONCRETE MASONRY UNIT
- CAST-IN-PLACE CONCRETE
- PRECAST CONCRETE
- STONE
- GRAVEL
- COMPACTED EARTH FILL

### MATERIAL SYMBOLS - DETAIL

- STEEL
- OTHER METALS
- BATT INSULATION
- RIGID INSULATION
- GYPSUM BOARD
- PLASTER ON LATHE
- PLYWOOD
- MDF BOARD
- FINISHED WOOD
- GLASS
- TILE
- CARPET
- ACOUSTICAL TILE
- CONTINUOUS WOOD BLOCKING
- WOOD SHIM
- GRAVEL
- CONCRETE
- SAND

## SHEET INDEX


| SHEET # | SHEET NAME | INITIAL ISSUE DATE | CURRENT REV | CURRENT REVISION DATE |
|---|---|---|---|---|
| GENERAL | | | | |
| G-000 | COVER PAGE | 2026-05-01 | | |
| G-002 | SHEET INDEX AND GENERAL INFO | 2026-03-16 | | |
| G-010 | CODE ANALYSIS | 2026-03-16 | | |
| G-011 | FIRE ACCESS PLAN | 2026-03-16 | | |
| G-012 | LIFE SAFETY PLAN | 2026-03-16 | | |
| G-020 | ADA STANDARDS | 2026-03-16 | | |
| G-021 | ADA STANDARDS | 2026-03-16 | | |
| CIVIL | | | | |
| C0.00 | GENERAL NOTES | 2026-03-16 | | |
| C1.00 | EXISTING CONDITIONS & DEMOLITION PLAN | 2026-03-16 | | |
| C2.00 | EROSION CONTROL PLAN | 2026-03-16 | | |
| C3.00 | OVERALL SITE PLAN | 2026-03-16 | | |
| C4.01 | PAVING & DIMENSIONAL CONTROL PLAN | 2026-03-16 | | |
| C4.02 | PAVING & DIMENSIONAL CONTROL PLAN | 2026-03-16 | | |
| C5.01 | GRADING & DRAINAGE PLAN | 2026-03-16 | | |
| C5.02 | GRADING & DRAINAGE PLAN | 2026-03-16 | | |
| C5.03 | GRADING & DRAINAGE PLAN | 2026-03-16 | | |
| C6.01 | WATER & SEWER PLAN | 2026-03-16 | | |
| C6.02 | WATER & SEWER PLAN | 2026-03-16 | | |
| C7.01 | STORM DETAILS | 2026-03-16 | | |
| C7.02 | STORM & WASTEWATER DETAILS | 2026-03-16 | | |
| C7.03 | WATER LINE, HANDICAP, & PAVING DETAILS | 2026-03-16 | | |
| C7.04 | STREET & SIDEWALK DETAILS | 2026-03-16 | | |
| C7.05 | EROSION CONTROL & MISC. DETAILS | 2026-03-16 | | |
| LANDSCAPE | | | | |
| L-001 | LANDSCAPE TREE PROTECTION PLAN | 2026-03-16 | | |
| L-002 | LANDSCAPE TREE PROTECTION DETAILS AND NOTES | 2026-03-16 | | |
| L-100 | LANDSCAPE SITE PLAN | 2026-03-16 | | |
| L-200 | LANDSCAPE DETAILS AND NOTES | 2026-03-16 | | |
| L-300 | PLANTING PLAN | 2026-03-16 | | |
| L-400 | LANDSCAPE PLANTING DETAILS AND NOTES | 2026-03-16 | | |
| STRUCTURAL | | | | |
| S-001 | GENERAL NOTES | 2026-03-16 | | |
| S-002 | GENERAL NOTES | 2026-03-16 | | |
| S-201 | FOUNDATION PLAN | 2026-03-16 | | |
| S-202 | FOUNDATION PLAN - SECTOR A | 2026-03-16 | | |
| S-203 | FOUNDATION PLAN - SECTOR B | 2026-03-16 | | |
| S-204 | FOUNDATION PLAN - SECTOR C | 2026-03-16 | | |
| S-300 | TYPICAL CONCRETE DETAILS | 2026-03-16 | | |
| S-301 | TYPICAL FOUNDATION DETAILS | 2026-03-16 | | |
| S-302 | PEMB FOUNDATION DETAILS | 2026-03-16 | | |
| ARCHITECTURE | | | | |
| A-000 | ARCHITECTURAL SITE PLAN | 2026-03-16 | | |
| A-101 | FLOOR PLAN | 2026-03-16 | | |
| A-102 | FLOOR PLAN - SECTOR A | 2026-03-16 | | |
| A-103 | FLOOR PLAN - SECTOR B | 2026-03-16 | | |
| A-104 | FLOOR PLAN - SECTOR B | 2026-03-16 | | |
| A-105 | FLOOR PLAN - SECTOR C | 2026-03-16 | | |
| A-110 | SLAB EDGE PLAN | 2026-03-16 | | |
| A-140 | FINISH PLAN | 2026-03-16 | | |
| A-141 | FINISH PLAN - SECTOR A | 2026-03-16 | | |
| A-142 | FINISH PLAN - SECTOR B | 2026-03-16 | | |
| A-143 | FINISH PLAN - SECTOR C | 2026-03-16 | | |
| A-150 | CEILING PLAN | 2026-03-16 | | |
| A-151 | CEILING PLAN - SECTOR A | 2026-03-16 | | |
| A-152 | CEILING PLAN - SECTOR B | 2026-03-16 | | |
| A-153 | CEILING PLAN - SECTOR C | 2026-03-16 | | |
| A-160 | FURNITURE PLAN | 2026-03-16 | | |
| A-161 | FURNITURE PLAN - SECTOR A | 2026-03-16 | | |
| A-162 | FURNITURE PLAN - SECTOR B | 2026-03-16 | | |
| A-163 | FURNITURE PLAN - SECTOR C | 2026-03-16 | | |
| A-170 | ROOF PLAN | 2026-03-16 | | |
| A-180 | ENLARGED PLANS | 2026-03-16 | | |
| A-200 | BUILDING ELEVATIONS | 2026-03-16 | | |
| A-300 | BUILDING SECTIONS | 2026-03-16 | | |
| A-310 | WALL SECTIONS | 2026-03-16 | | |
| A-560 | PARTITION TYPES | 2026-03-16 | | |
| A-570 | PLAN DETAILS | 2026-03-16 | | |
| A-571 | PLAN DETAILS | 2026-03-16 | | |
| A-610 | DOOR TYPES & SCHEDULE | 2026-03-16 | | |
| A-615 | DOOR DETAILS | 2026-03-16 | | |
| A-620 | WINDOW TYPES & SCHEDULES | 2026-03-16 | | |
| A-621 | WINDOW TYPES & SCHEDULES | 2026-03-16 | | |
| A-625 | WINDOW DETAILS | 2026-03-16 | | |
| A-630 | SIGNAGE TYPES, SCHEDULES AND DETAILS | 2026-03-16 | | |
| A-640 | FINISH AND MATERIAL LEGEND | 2026-03-16 | | |
| A-700 | INTERIOR ELEVATIONS | 2026-03-16 | | |
| A-701 | INTERIOR ELEVATIONS | 2026-03-16 | | |
| A-702 | INTERIOR ELEVATIONS | 2026-03-16 | | |
| A-703 | INTERIOR ELEVATIONS | 2026-03-16 | | |
| A-704 | INTERIOR ELEVATIONS | 2026-03-16 | | |
| A-705 | INTERIOR ELEVATIONS | 2026-03-16 | | |
| A-706 | INTERIOR ELEVATIONS | 2026-03-16 | | |
| FOOD SERVICE | | | | |
| QF000 | FOODSERVICE CONSTRUCTION NOTES/ SHEET INDEX | 2026-03-16 | | |
| QF101 | FOODSERVICE EQUIPMENT PLAN | 2026-03-16 | | |
| QF201 | FOODSERVICE EQUIPMENT SCHEDULE | 2026-03-16 | | |
| QF301 | FOODSERVICE PLUMBING ROUGH-IN PLAN | 2026-03-16 | | |
| QF401 | FOODSERVICE ELECTRICAL ROUGH-IN PLAN | 2026-03-16 | | |
| QF501 | FOODSERVICE WALL BACKING AND STRUCTURAL SUPPORT PLAN | 2026-03-16 | | |
| QF601 | FOODSERVICE REFRIGERATION AND CONDUIT PLAN | 2026-03-16 | | |
| QF901 | FOODSERVICE ELEVATION KEY PLAN | 2026-03-16 | | |
| QF902 | FOODSERVICE ELEVATIONS | 2026-03-16 | | |
| FIRE PROTECTION | | | | |
| SP-000 | FIRE SPRINKLER GENERAL NOTES AND LEGED | 2026-03-16 | | |
| SP-101 | FIRE SPRINKLER LEVEL 01 PLAN - OVERALL | 2026-03-16 | | |
| PLUMBING | | | | |
| P-100 | PLUMBING SITE PLAN | 2026-03-16 | | |
| ELECTRICAL | | | | |
| E-001 | ELECTRICAL SITE PLAN | 2026-03-16 | | |
| E-500 | ELECTRICAL DETAILS | 2026-03-16 | | |
| E-600 | ELECTRICAL ONE-LINE DIAGRAM | 2026-03-16 | | |
| AQUATICS | | | | |
| AQ-000 | GENERAL NOTES & LEGENDS | 2026-02-13 | | |
| AQ-100 | SITE EQUIPMENT ID & UTILITY CONNECTIONS | 2026-02-13 | | |
| AQ-200 | SPA EQUIPMENT ID, DIMENSION, & SECTIONS | 2026-02-13 | | |
| AQ-210 | LAP POOL EQUIPMENT ID | 2026-02-13 | | |
| AQ-214 | LAP POOL SECTIONS | 2026-02-13 | | |
| AQ-220 | ACTIVITY POOL EQUIPMENT ID & DIMENSIONS | 2026-02-13 | | |
| AQ-224 | ACTIVITY POOL SECTIONS | 2026-02-13 | | |
| AQ-300 | MECH ROOM 1 EQUIPMENT ID | 2026-02-13 | | |
| AQ-310 | SPA PIPING DIAGRAM | 2026-02-13 | | |
| AQ-320 | LAP POOL PIPING DIAGRAM | 2026-02-13 | | |
| AQ-330 | ACTIVITY POOL PIPING DIAGRAM | 2026-02-13 | | |
| AQ-400 | ELECTRICAL GENERAL NOTES | 2026-02-13 | | |
| AQ-411 | SPA FUNCTIONAL BLOCK DIAGRAM | 2026-02-13 | | |
| AQ-421 | LAP POOL FUNCTIONAL BLOCK DIAGRAM | 2026-02-13 | | |
| AQ-431 | ACTIVITY POOL FUNCTIONAL BLOCK DIAGRAM | 2026-02-13 | | |
| AQ-450 | MECH ROOM 1 SINGLE LINE DIAGRAM | 2026-02-13 | | |
| AQ-451 | MECH ROOM 1 SINGLE LINE DIAGRAM | 2026-02-13 | | |
| AQ-452 | MECH ROOM 1 SINGLE LINE DIAGRAM | 2026-02-13 | | |
| AQ-460 | MECH ROOM 1 PANEL SCHEDULES | 2026-02-13 | | |
| AQ-470 | MECH ROOM 1 ELECTRICAL EQUIPMENT SCHEDULES | 2026-02-13 | | |
| AQ-600 | EQUIPMENT SCHEDULES | 2026-02-13 | | |


**SEAL**

THIS DOCUMENT IS RELEASED FOR THE PURPOSE OF PRELIMINARY SUBMITTAL
ALEC A. LUONG
LICENSE #912494

IT IS NOT TO BE USED FOR CONSTRUCTION PURPOSES

**CLIENT**

City of West Memphis
205 Redding St. West
Memphis, AR 72301

**DRAWING ISSUE**

| NO. | DATE | DESCRIPTION |
|---|---|---|
| 1 | 2026-01-12 | ISSUE FOR DESIGN DEVELOPMENT |
| 2 | 2026-02-13 | 50% CONSTRUCTION DOCUMENT PROGRESS |
| 3 | 2026-03-16 | 75% CONSTRUCTION DOCUMENT PROGRESS |

**ARCHITECT**


PROJECT LUONG
HOUSTON
SAN ANTONIO
SANTA MONICA
TBAE REG. No. BR 4215
820 Gessner Rd., Suite 775, Houston, TX 77024 +1 346 708 8241
700 N. St. Mary's St., Suite 1400, San Antonio, TX 78205 +1 726 245 1378
730 Arizona Ave., Santa Monica, CA 90401 +1 213 394 7230
Projectluong.com


**CONSULTANT**

**JOB INFO**

CITY OF WEST MEMPHIS
RECREATION CENTER
ST HWY 191/I-40 SERV
West Memphis, AR 72301

JOB No.: WESCIT00561

**SHEET TITLE**

SHEET INDEX AND GENERAL INFO

**SHEET NUMBER**

G-002


FILE PATH: Autodesk Docs://City of West Memphis Recreation Center/WR_BLOCK_A_INIC_ARCH.rvt
DATE PRINTED: 3/31/2026 9:44:08 AM

A.M.O.G.

## PROJECT INFORMATION

**SCOPE OF WORK:**
NEW CONSTRUCTION OF A RECREATION CENTER WITH NATATORIUM, COURTS,CONCESSIONS, OFFICES AND RESTROOMS.

**AUTHORITES HAVING JURISDICTION:**
CITY OF WEST MEMPHIS BUILDING DEPARTMENT AND FIRE DEPARTMENT

**APPLICABLE CODES:**

| | |
|---|---|
| BUILDING CODE: | 2021 ARKANSAS FIRE PREVENTION CODE VOL II (BUILDING) |
| ENERGY CODE: | 2014 ARKANSAS ENERGY CODE |
| MECHANICAL CODE: | 2021 ARKANSAS MECHANICAL CODE |
| ELECTRICAL CODE: | 2023 NATIONAL ELECTRICAL CODE |
| PLUMBING CODE: | 2018 ARKANSAS PLUMBING CODE AND ARKANSAS GAS CODE |
| FIRE CODE: | 2021 ARKANSAS FIRE PREVENTION CODE VOL 1 (FIRE) |
| ACCESSIBILITY: | 2010 ADA STANDARDS |

**BUILDING ADDRESS:**
ST HWY 191I-40 SERV, West Memphis, AR 72301

**BUILDING NUMBER:**
1 OF 1

**BUILDING HEIGHT:**
37'-5 1/4"

**NUMBER OF STORIES:**
1 STORY

**BUILDING AREA:**

| TYPE | AREA |
|---|---|
| CONDITIONED | 83,108 SF |
| UNCONDITIONED | 4,495 SF |
| TOTAL GROSS | 87,603 SF |

## VICINITY MAP




## BUILDING OCCUPANCY AND CONSTRUCTION

**OCCUPANCY CLASSIFICATION (IBC SECTION 302):**
NON-SEPARATED MIXED USE:
A-4 ASSEMBLY (PRIMARY USE)
A-2 ASSEMBLY
A-3 ASSEMBLY
B BUSINESS
S STORAGE

H-2 HAZARD

**CONSTRUCTION TYPE (IBC TABLE 601):**
TYPE II-B

**ALLOWABLE HEIGHT/STORIES ABOVE GRADE PLANE (IBC TABLE 504.3 & 504.4)**
HEIGHT: 75FT
STORIES : 1 (PER 507.4 RESTRICTIONS)

**ALLOWABLE BUILDING AREA (IBC TABLE 506.2)**
BASED ON THE MOST RESTRICTIVE USE FOR NON-SEPARATED MIX USE
AREA (SPRINKLERED): 38,000 SF
FRONTAGE INCREASE: N/A
TOTAL ALLOWABLE: UNLIMITED PER SEC 507.4

**REQUIRED SEPARATION OF OCCUPANCIES (IBC TABLE 508.4)**

| OCCUPANCY TYPE | ADJACENT OCCUPANCY | REQUIRED SEPARATION (HOURS) |
|---|---|---|
| H-2 | A,S-2 | 3 |
| H-2 | B | 2 |

## FIRE RESISTANCE REQUIREMENTS

**FIRE RESISTANCE REQUIREMENTS FOR ALL BUILDING ELEMENTS (IBC TABLE 601)**

| BUILDING ELEMENT | FIRE RATING (HOURS) | UL ASSEMBLY |
|---|---|---|
| PRIMARY STRUCTURAL FRAME | 0 | N/A |
| BEARING WALLS | | |
| EXTERIOR | 0 | N/A |
| INTERIOR | 0 | N/A |
| NON-BEARING WALLS & PARTITIONS | | |
| INTERIOR | 0 | N/A |
| FLOOR CONSTRUCTION & ASSOCIATED SECONDARY STRUCTURAL MEMBERS | 0 | N/A |
| ROOF CONSTRUCTION & ASSOCIATED SECONDARY STRUCTURAL MEMBERS | 0 | N/A |

**FIRE PROTECTION (IBC SECTION 903, 906.1 & 907.2.1)**
AUTOMATIC FIRE SPRINKLER SYSTEM: REQUIRED & PROVIDED, RE: SHEET XX.XXXX
PORTABLE FIRE EXTINGUISHER: REQUIRED & PROVIDED, RE: SHEET G-012
FIRE ALARM DETECTION SYSTEM
MANUAL FIRE ALARM BOXES: NOT REQUIRED

**FIRE RESISTANCE RATING REQUIREMENTS FOR EXTERIOR WALLS (IBC TABLE 705.5)**

| FIRE SEPARATION (FEET) | FIRE RESISTANCE (HOURS) |
|---|---|
| X ≥ 30' | H OCC = 0 HR<br>A,B,S-E OCC = 0 HR |

**MAXIMUM AREA OF EXTERIOR WALL OPENINGS (IBC TABLE 705.8)**

| FIRE SEPARATION (FEET) | DEGREE OF OPENING PROTECTION | ALLOWABLE PERCENT: |
|---|---|---|
| X ≥ 30' | UNPROTECTED, SPRINKLERED | NO LIMIT |

**CONCEALED SPACES (SECTION 718)**
DRAFTSTOPPING NOT REQUIRED IN NON-COMBUSTIBLE CONSTRUCTION AND BUILDINGS EQUIPPED WITH AUTOMATIC SPRINKLER SYSTEM.
FIREBLOCKING (718.2)
CONCEALED WALL SPACES (718.2.2)
DRAFTSTOPPING IN FLOORS NOT REQUIRED (718.3)
DRAFTSTOPPING IN ATTICS NOT REQUIRED (718.4)

**CORRIDOR FIRE-RESISTANCE RATING (TABLE 1020.2)**

| OCCUPANCY | OCCUPANCY LOAD SERVED BY CORRIDOR | REQUIRED FIRE RATING |
|---|---|---|
| A | > 30 | WITH SPRINKLER = 0 HR |

## PLUMBING FIXTURE COUNTS - BUILDING

**MINIMUM FIXTURES REQUIRED ARE CALCULATED BASED ON 50% MALE AND 50% FEMALE OCCUPANTS**

ASSEMBLY
1,195 OCCUPANTS = 598 MALE, 598 FEMALE

STORAGE
5 OCCUPANTS = 3 MALE, 3 FEMALE

| CLASSIFICATION | DESCRIPTION | WATER CLOSET MALE | WATER CLOSET FEMALE | LAVATORIES MALE | LAVATORIES FEMALE | SHOWERS | DRINKING FOUNTAINS | SERVICE SINKS |
|---|---|---|---|---|---|---|---|---|
| ASSEMBLY CODE REQTS. | INDOOR SPORTING EVENTS | FIRST 1,500 = 1/75 REMAINDER = 1/120 | FIRST 1,520 = 1/40 REMAINDER = 1/60 | 1/200 | 1/150 | -- | 1/1,000 | 1 |
| FIXTURES REQUIRED | | 7.97 | 14.95 | 2.99 | 3.99 | -- | 1.20 | 1 |
| STORAGE CODE REQTS. | CHEMICAL STORAGE ROOMS | 1/100 | 1/100 | 1/100 | 1/100 | -- | 1/1,000 | 1 |
| FIXTURES REQUIRED | | .03 | .03 | .03 | .03 | -- | .01 | 1 |
| TOTAL FIXTURES REQUIRED | | 8 | 15 | 4 | 5 | -- | 2 | 2 |
| TOTAL FIXTURES PROVIDED | | 15+2* | 15 | 11+2* | 11 | -- | 4 | 2 |

NOTES:
* UNISEX RESTROOMS

## PLUMBING FIXTURE COUNTS - POOL

**ISPSC 2018 SECTION 609**
**MINIMUM FIXTURES REQUIRED ARE CALCULATED BASED ON 50% MALE AND 50% FEMALE OCCUPANTS**

2,000 OCCUPANTS = 600 MALE, 600 FEMALE

| | WATER CLOSET MALE | WATER CLOSET FEMALE | URINAL MALE | LAVATORIES MALE | LAVATORIES FEMALE | CLEANSING SHOWERS MALE | CLEANSING SHOWERS FEMALE | RINSE SHOWERS MALE | RINSE SHOWERS FEMALE |
|---|---|---|---|---|---|---|---|---|---|
| FIXTURES REQUIRED | 1** | 3 | 1 | 1*** | 2 | 2 | 2 | 1 | 1 |
| TOTAL FIXTURES PROVIDED * | -- | -- | -- | -- | -- | 3 | 3 | 1 | 1 |

NOTES:
* SEE SECTION ABOVE FOR TOTAL WATER CLOSETS AND LAVATORIES PROVIDED
** .7X(8,067/7,500)= .76 =1
*** .85X(8,067/7,500)= .92 =1

## ENERGY CODE

**CLIMATE ZONE:**
3

**INTERNATIONAL ENERGY CONSERVATION CODE REQUIREMENTS:**

| | CODE DESIGN REQUIREMENTS | PROPOSED DESIGN VALUES |
|---|---|---|
| WINDOWS | U-FACTOR: ≤ 0.50<br>SHGC: ≤ 0.30<br>VISIBLE LIGHT TRANSMISSION: | U-FACTOR:<br>SHGC:<br>VISIBLE LIGHT TRANSMISSION: |
| DOORS | U-FACTOR: ≤ 0.65 | U-FACTOR: |
| OVERHEAD DOOR | U-FACTOR: | U-FACTOR: |
| WALL INSULATION | METAL BUILDING<br>R-VALUE: R-13 + R-3 CONTINUOUS INSULATION OR EQUIVALENT | R-VALUE: X |
| ROOF INSULATION | METAL BUILDING<br>R-VALUE: R-19 W/ R-5 THERMAL BLOCKS | R-VALUE: X |

NOTE: R-VALUES LISTED ARE MINIMUMS, U-FACTORS LISTED ARE MAXIMUMS

**SEAL**

THIS DOCUMENT IS RELEASED FOR THE PURPOSE OF PRELIMINARY SUBMITTAL
ALEC A. LUONG
LICENSE #912494

IT IS NOT TO BE USED FOR CONSTRUCTION PURPOSES

**CLIENT**

**City of West Memphis**
205 Redding St. West
Memphis, AR 72301

**DRAWING ISSUE**

| No. | DATE | DESCRIPTION |
|---|---|---|
| | 2025-01-17 | ISSUE FOR DESIGN DEVELOPMENT |
| | 2025-03-07 | 50% CONSTRUCTION DOCUMENT |
| | 2025-03-18 | 75% CONSTRUCTION DOCUMENT PROGRESS |

**ARCHITECT**


PROJECT LUONG
820 Gessner Rd., Suite 775, Houston, TX 77024 +1 346 708 8241
700 N. St. Mary's St., Suite 1400, San Antonio, TX 78205 +1 726 245 1378
730 Arizona Ave., Santa Monica, CA 90401 +1 213 394 7230
Projectluong.com
HOUSTON SAN ANTONIO SANTA MONICA
TBAE REG. No. BR-4215


**CONSULTANT**

**JOB INFO**

CITY OF WEST MEMPHIS
RECREATION CENTER
ST HWY 191I-40 SERV
West Memphis, AR 72301

JOB No.: WESCIT00561

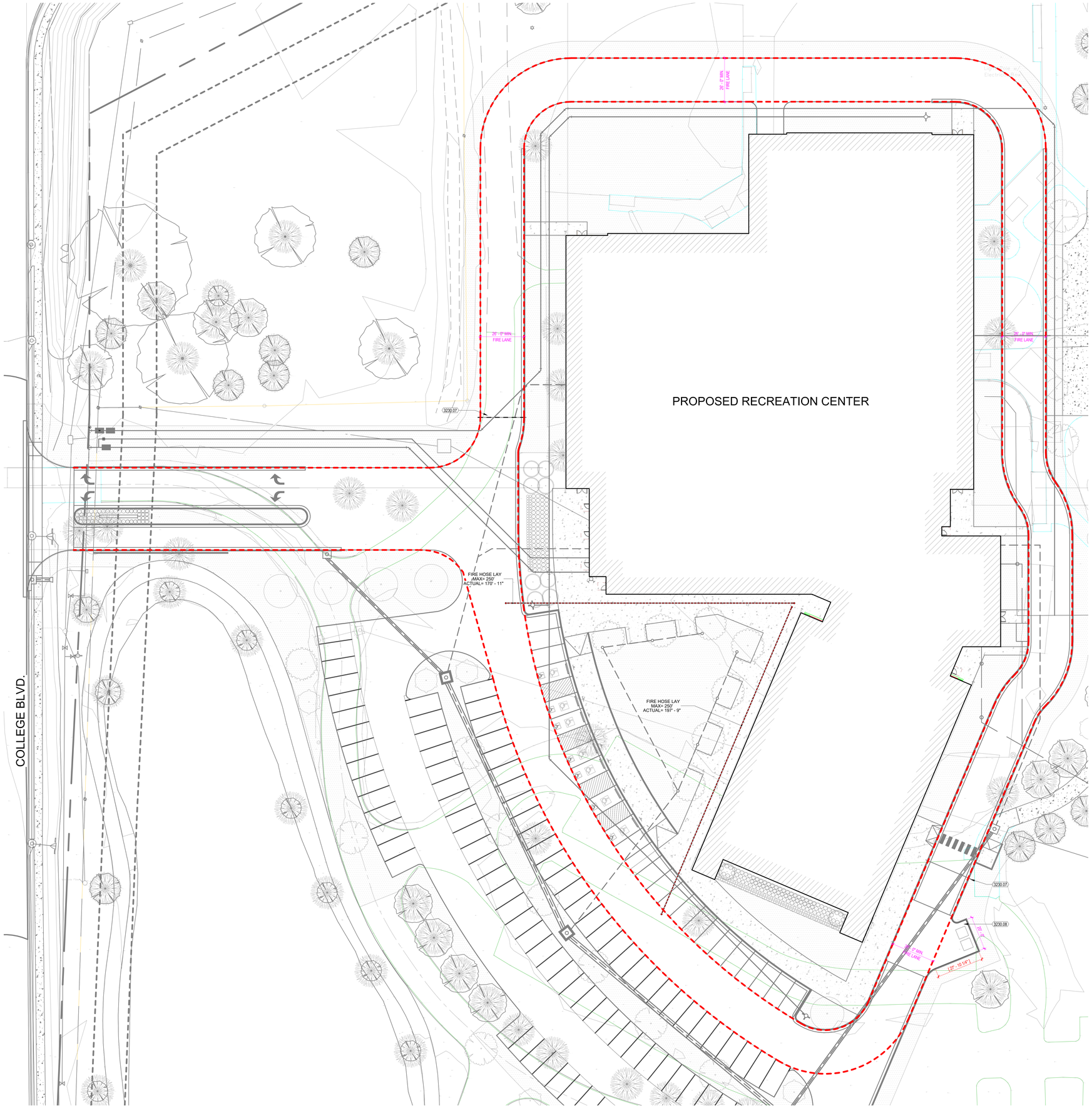
**SHEET TITLE**

CODE ANALYSIS

**SHEET NUMBER**

G-010


FILE PATH: Autodesk Docs://City of West Memphis Recreation Center/WR_BLDG_A_INC_ARCH.rvt
DATE PRINTED: 3/31/2025 3:29:57 AM




## GENERAL NOTES - FIRE HOSE LAY

1. ANY DIMENSIONS INDICATED ON THIS PLAN ARE FOR LIFE SAFETY REVIEW ONLY AND SHOULD NOT BE USED FOR CONSTRUCTION PURPOSES OR SIZES.
2. FIRE ACCESS ROADS TO MEET ALL APPLICABLE REQUIREMENTS OF APPENDIX D OF THE INTERNATIONAL FIRE CODE
3. REFER TO CIVIL DRAWINGS FOR LOCATIONS OF EXISTING AND PROPOSED FIRE HYDRANTS.

## LEGEND - FIRE HOSE LAY

FIRE LANE

START — END

FIRE HOSE LAY DISTANCE
MAX = _____
ACTUAL= _____

*(S) SPRINKLED

## KEYNOTES

NOTE: KEYNOTE NUMBERING IS FOR ORGANIZATIONAL PURPOSES ONLY AND NOT INTENDED TO REFERENCE A SPECIFIC CSI DIVISION

| NUMBER | DESCRIPTION |
|---|---|
| 3230.07 | EMERGENCY BREAKAWAY GATE RE: LANDSCAPE |
| 3230.08 | ASPHALT DUMPSTER PAD |

FIRE HOSE LAY 1
1" = 20'-0"

SEAL

THIS DOCUMENT IS RELEASED FOR THE PURPOSE OF PRELIMINARY SUBMITTAL
ALEC A. LUONG
LICENSE #912494

IT IS NOT TO BE USED FOR CONSTRUCTION PURPOSES

CLIENT

City of West Memphis
205 Redding St. West
Memphis, AR 72301

DRAWING ISSUE

| No. | DATE | DESCRIPTION |
|---|---|---|
| | 2025-01-17 | ISSUE FOR DESIGN DEVELOPMENT |
| | 2025-04-04 | ISSUE FOR 50% SET |
| | 2025-05-16 | 75% CONSTRUCTION DOCUMENT PROGRESS |

ARCHITECT

PROJECT LUONG
HOUSTON +1 346 708 8241
820 Gessner Rd., Suite 775, Houston, TX 77024
SAN ANTONIO +1 726 245 13778
700 N. St. Mary's St., Suite 1400, San Antonio, TX 78205
SANTA MONICA +1 213 394 7230
730 Arizona Ave., Santa Monica, CA 90401
TBAE REG. No. BR 4215
Projectluong.com

CONSULTANT

JOB INFO

CITY OF WEST MEMPHIS
RECREATION CENTER
ST HWY 191/I-40 SERV
West Memphis, AR 72301

JOB No.: WESCIT00561

SHEET TITLE

FIRE ACCESS PLAN

SHEET NUMBER

G-011

A.M.D.G.
FILE PATH: ...\Luong Docs\City of West Memphis Recreation Center\WM_R_ECEX_INC_ARCH.rvt
DATE PRINTED: 5/2/2025 9:5:14 AM

A.M.O.G.

## MEANS OF EGRESS REQUIREMENTS

**MEANS OF EGRESS SIZING (IBC SECTION 1005)**

EXIT WIDTH REQUIRED FOR OTHER EGRESS COMPONENTS: 1,200 X .15 = 180"
TOTAL EGRESS DOOR WIDTH PROVIDED: (2) 3' DOORS AND (6) 6' DOUBLE DOORS = 648"

NOTES:
1. EGRESS REQUIREMENTS SHALL NOT BE LESS THAN REQUIRED BY 2021 ARKANSAS FIRE PREVENTION CODE VOL II AND ELSEWHERE AS REQUIRED BY APPLICABLE CODE. INCLUDING THE AMERICANS WITH DISABILITIES ACT (ADA). IN THE EVENT OF DISCREPANCIES BETWEEN CODES, COMPLY WITH THE MORE RESTRICTIVE REQUIREMENT IN ALL CASES.
2. MEANS OF EGRESS DOORS SHALL MEET THE REQUIREMENTS OF THE 2021 ARKANSAS FIRE PREVENTION CODE VOL II SECTION 1005 AND ADA SECTION 404. DOORS PROVIDED FOR EGRESS PURPOSES IN NUMBERS GREATER THAN REQUIRED BY CODE SHALL ALSO MEET THE REQUIREMENTS OF THESE SECTIONS.
3. PROJECTIONS INTO THE REQUIRED EGRESS CLEAR OPENING WIDTH, INCLUDING HANDRAILS, SHALL COMPLY WITH THE 2021 ARKANSAS FIRE PREVENTION CODE VOL II SECTION 1005.7 AND ADA SECTION 307 NOT TO EXCEED 4" BETWEEN 27" AND 80" ABOVE THE FLOOR OR GROUND.

**COMMON PATH OF EGRESS TRAVEL DISTANCE (IBC TABLE 1006.2.1)**

| OCCUPANCY TYPE | MAX OCC LOAD OF SPACE: | MAX COMMON PATH OF EGREES TRAVEL DISTANCE |
|---|---|---|
| A | 49 | WITH SPRINKLER SYSTEM = 75' |
| H-2 | 3 | WITH SPRINKLER SYSTEM = 25' |

**MINIMUM NUMBER OF EXITS OR ACCESS TO EXITS PER STORY (IBC TABLE 1006.3.3)**
NUMBER OF EXITS REQUIRED: 4
NUMBER OF EXITS PROVIDED:

**EXIT ACCESS TRAVEL DISTANCE (IBC TABLE 1017.2)**
OCCUPANCY TYPE A WITH SPRINKLER SYSTEM = 250' MAX

**DEAD END CORRIDOR (SECTION 1020.5)**
20FT

## GENERAL NOTES - LIFE SAFETY

1. ANY DOORS SHOWN IN RATED ASSEMBLIES SHALL ALSO BE RATED AS REQUIRED BY CODE. REFERENCE DOOR SCHEDULE.
2. ANY SIZES INDICATED ON THIS PLAN ARE FOR LIFE SAFETY REVIEW ONLY AND SHOULD NOT BE USED FOR CONSTRUCTION PURPOSES OR SIZES.
3. ALL LIFE SAFETY DEVICES SHOWN ARE REQUIRED, BUT PRODUCT TYPES, DETAILS, MEANS, AND METHODS MUST BE FULLY COORDINATED BY THE CONTRACTOR.
4. MINIMUM SETBACKS SHOWN FOR REFERENCE ONLY IN THESE DRAWINGS.
5. DO NOT SCALE DIMENSIONS FROM DRAWINGS, ANY UNKNOWN DIMENSIONS SHALL BE OBTAINED FROM DESIGN PROFESSIONALS.
6. ROOM AND DOOR NUMBERS ARE FOR CONSTRUCTION & DESIGN COORDINATION. FINAL ROOM NAMES AND NUMBERS SHALL BE CONFIRMED PRIOR TO FABRICATION OF SIGNAGE.
7. FURNITURE SHOWN IS BY OTHERS AND IS FOR PLANNING PURPOSES ONLY.
8. FIRE EXTINGUISHERS SHALL BE INSTALLED PER NFPA 10.
9. REFER TO MECHANICAL DRAWINGS FOR SMOKE AND/OR FIRE DAMPER LOCATIONS.
10. REFER TO ELECTRICAL DRAWINGS SMOKE DETECTOR LOCATIONS.
11. EXIT SIGN LOCATIONS/QUANTITIES INDICATED ARE APPROXIMATE AND ADDITIONAL SIGNS MAY BE REQUIRED BY THE AUTHORITY HAVING JURISDICTION. CONFIRM FINAL LOCATIONS WITH THE AHJ PRIOR TO INSTALLATION AND PROVIDE ANY ADDITIONAL EXIT SIGNS AS REQUIRED BY THE AHJ.

## LEGEND - LIFE SAFETY

START — EXIT — TRAVEL DISTANCE MAX = _____ ACTUAL= _____ *(S) SPRINKLED

COMMON PATH MAX = _____ ACTUAL= _____

FEC — FE: WALL MOUNTED FIRE EXTINGUISHER
FEC: FIRE EXTINGUISHER CABINET
75' RADIUS SHOWN

EXIT SIGN

.5 HOUR RATED WALL

1 HOUR RATED WALL

2 HOUR RATED WALL

3 HOUR RATED WALL

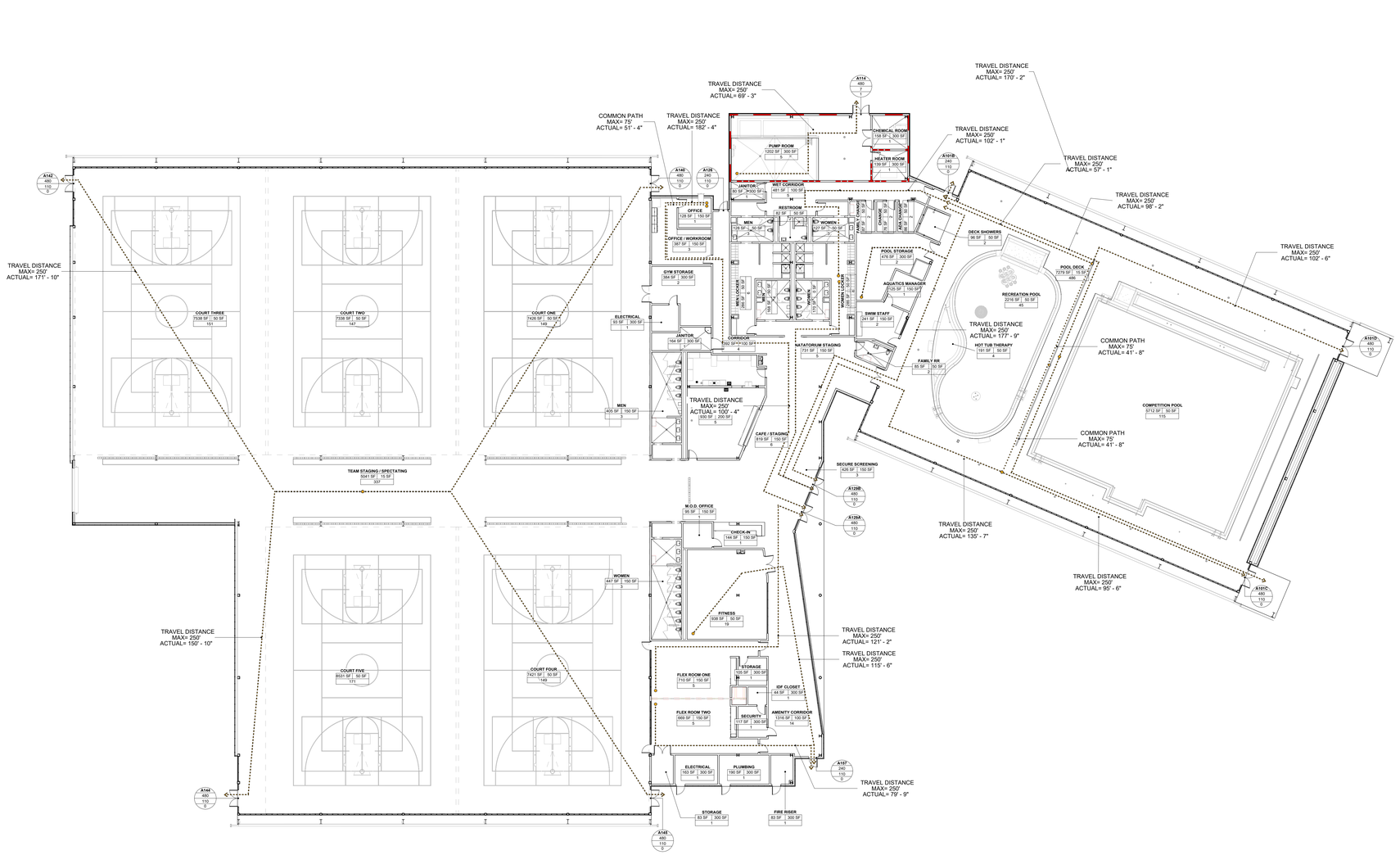
ROOM NAME
5,000 SF | 50 SF — OCCUPANCY LOAD FACTOR
100 — OCCUPANCY LOAD
ROOM AREA

100 — DOOR NUMBER
180 — MAX EGRESS CAPACITY
50 — ACTUAL EGRESS LOAD
1 HR — DOOR FIRE RATING

## KEYNOTES

NOTE: KEYNOTE NUMBERING IS FOR ORGANIZATIONAL PURPOSES ONLY AND NOT INTENDED TO REFERENCE A SPECIFIC CSI DIVISION

| NUMBER | DESCRIPTION |
|---|---|




## OCCUPANCY LOADS (IBC TABLE 1004.5)

| ROOM DATA | | | | OCCUPANCY LOADS | | |
|---|---|---|---|---|---|---|
| RM # | NAME | AREA | OCC. TYPE | O.L.F. | O.L. |
| A137 | CONCESSION | 930 SF | A-2 | 200 SF | 5 |
| A-2 | | 930 SF | | | 5 |
| A134 | FITNESS | 938 SF | A-3 | 50 SF | 19 |
| A-3 | | 938 SF | | | 19 |
| A100 | COMPETITION POOL | 5,712 SF | A-4 | 50 SF | 115 |
| A101 | POOL DECK | 7,279 SF | A-4 | 15 SF | 486 |
| A102 | RECREATION POOL | 2,216 SF | A-4 | 50 SF | 45 |
| A103 | HOT TUB THERAPY | 191 SF | A-4 | 50 SF | 4 |
| A125 | WOMEN | 170 SF | A-4 | 0 SF | |
| A140 | COURT ONE | 7,426 SF | A-4 | 50 SF | 149 |
| A141 | COURT TWO | 7,338 SF | A-4 | 50 SF | 147 |
| A142 | COURT THREE | 7,538 SF | A-4 | 50 SF | 151 |
| A144 | COURT FIVE | 8,531 SF | A-4 | 50 SF | 171 |
| A145 | COURT FOUR | 7,421 SF | A-4 | 50 SF | 149 |
| A146 | TEAM STAGING / SPECTATING | 5,041 SF | A-4 | 15 SF | 337 |
| A-4 | | 58,862 SF | | | 1,754 |
| A104 | SWIM STAFF | 241 SF | B | 150 SF | 2 |
| A105 | AQUATICS MANAGER | 125 SF | B | 150 SF | 1 |
| A107 | DECK SHOWERS | 96 SF | B | 50 SF | 2 |
| A108 | ADA CHANGE | 86 SF | B | 50 SF | 2 |
| A109 | CHANGE | 76 SF | B | 50 SF | 2 |
| A110 | FAMILY CHANGE | 87 SF | B | 50 SF | 2 |
| A111 | WOMEN SHOWER | 142 SF | B | 50 SF | 3 |
| A112 | WOMEN LOCKER | 285 SF | B | 50 SF | 6 |
| A113 | FAMILY RR | 85 SF | B | 50 SF | 2 |
| A115 | WET CORRIDOR | 481 SF | B | 100 SF | 5 |
| A117 | VESTIBULE | 57 SF | B | 100 SF | 1 |
| A118 | VESTIBULE | 62 SF | B | 100 SF | 1 |
| A119 | WOMEN | 127 SF | B | 50 SF | 3 |
| A120 | RESTROOM | 82 SF | B | 50 SF | 2 |
| A121 | MEN | 128 SF | B | 50 SF | 3 |
| A122 | MEN SHOWER | 140 SF | B | 50 SF | 3 |
| A123 | MEN LOCKER | 286 SF | B | 50 SF | 6 |
| A124 | MEN | 168 SF | B | 50 SF | 4 |
| A126 | CORRIDOR | 392 SF | B | 100 SF | 4 |
| A127 | NATATORIUM STAGING | 731 SF | B | 150 SF | 5 |
| A129 | SECURE SCREENING | 426 SF | B | 150 SF | 3 |
| A132 | FLEX ROOM TWO | 669 SF | B | 150 SF | 5 |
| A133 | FLEX ROOM ONE | 710 SF | B | 150 SF | 5 |
| A135 | ENTRY / STAGING | 906 SF | B | 150 SF | 7 |
| A136 | CHECK-IN | 144 SF | B | 150 SF | 1 |
| A138 | OFFICE / WORKROOM | 387 SF | B | 150 SF | 3 |
| A139 | OFFICE | 128 SF | B | 150 SF | 1 |
| A153 | WOMEN | 447 SF | B | 150 SF | 3 |
| A154 | MEN | 405 SF | B | 150 SF | 3 |
| A156 | M.O.D. OFFICE | 95 SF | B | 150 SF | 1 |
| A157 | AMENITY CORRIDOR | 1,316 SF | B | 100 SF | 14 |
| A158 | CAFE / STAGING | 819 SF | B | 150 SF | 6 |
| B | | 10,329 SF | | | 111 |
| A114 | PUMP ROOM | 1,202 SF | H-2 | 300 SF | 5 |
| A151 | CHEMICAL ROOM | 158 SF | H-2 | 300 SF | 1 |
| H-2 | | 1,360 SF | | | 6 |
| A106 | POOL STORAGE | 476 SF | S-2 | 300 SF | 2 |
| A116 | HEATER ROOM | 139 SF | S-2 | 300 SF | 1 |
| A128 | JANITOR | 164 SF | S-2 | 300 SF | 1 |
| A130 | PLUMBING | 190 SF | S-2 | 300 SF | 1 |
| A131 | STORAGE | 83 SF | S-2 | 300 SF | 1 |
| A148 | ELECTRICAL | 93 SF | S-2 | 300 SF | 1 |
| A149 | GYM STORAGE | 384 SF | S-2 | 300 SF | 2 |
| A150 | SECURITY | 117 SF | S-2 | 300 SF | 1 |
| A152 | STORAGE | 105 SF | S-2 | 300 SF | 1 |
| A155 | FIRE RISER | 83 SF | S-2 | 300 SF | 1 |
| A159 | JANITOR | 80 SF | S-2 | 300 SF | 1 |
| A160 | ELECTRICAL | 163 SF | S-2 | 300 SF | 1 |
| A161 | IDF CLOSET | 44 SF | S-2 | 300 SF | 1 |
| S-2 | | 2,122 SF | | | 15 |
| | | 74,540 SF | | | 1,910 |

**CALCULATION NOTES**

1. BUILDING OCCUPANT LOAD SHALL BE LIMITED TO 1,200 OCCUPANTS.
2. OCCUPANCY TYPES B, S-2, A-2, A-3 DO NOT EXCEED 10% OF FLOOR AREA AND SERVICE THE PRIMARY A-4 OCCUPANCY, THEREFORE CLASSIFYING THEM AS ACCESSORY OCCUPANCIES PER IBC SECTION 508.2.
3. 'N/A' OCCUPANCY CATEGORY - NOT REGULARLY OCCUPIED SPACES.

**LEVEL 01 - LIFE SAFETY** 1
1/16" = 1'-0"

SEAL

CLIENT

City of West Memphis
205 Redding St. West
Memphis, AR 72301

DRAWING ISSUE

| IN | DATE | DESCRIPTION |
|---|---|---|
| | 2025-01-17 | ISSUE FOR DESIGN DEVELOPMENT |
| | 2025-03-14 | PER A CONSTRUCTION DOCUMENT IN PROGRESS |

ARCHITECT

PROJECT LUONG
HOUSTON 820 Gessner Rd., Suite 775, Houston, TX 77024 +1 346 708 8241
SAN ANTONIO 700 N. St. Mary's St., Suite 1400, San Antonio, TX 78205 +1 726 245 1378
SANTA MONICA 730 Arizona Ave., Santa Monica, CA 90401 +1 213 394 7230
TBAE REG. No. BR 4215
Projectluong.com

CONSULTANT

JOB INFO

CITY OF WEST MEMPHIS
RECREATION CENTER
ST HWY 191/I-40 SERV
West Memphis, AR 72301

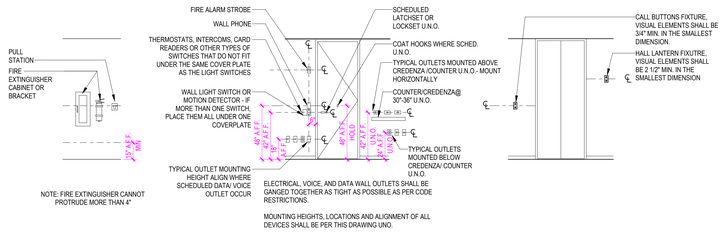
JOB No.: WESCIT00561

SHEET TITLE
LIFE SAFETY PLAN

SHEET NUMBER
G-012

FILE PATH: Autodesk Docs://City of West Memphis Recreation Center/AMR_BLDG1_A_R&C_ARCH.rvt
DATE PRINTED: 3/25/2025 2:39:32 AM

A.M.D.G.

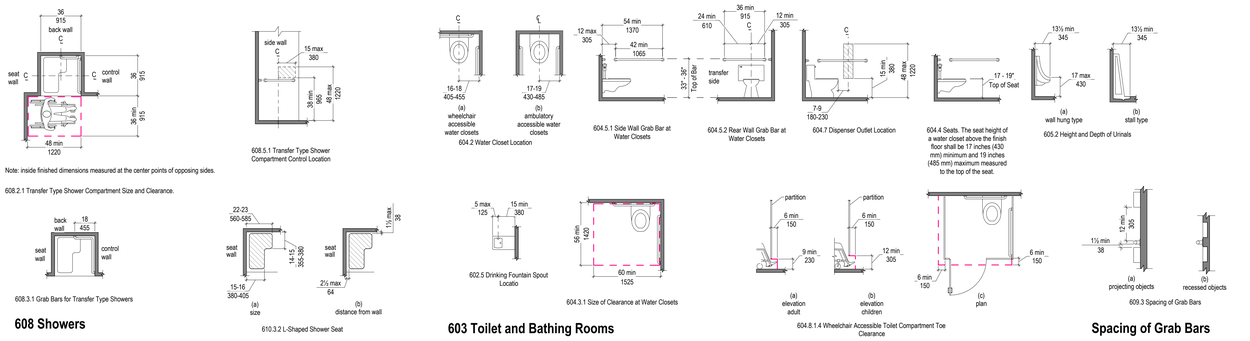



**FIRE PROTECTION** **TYPICAL** **ELEVATOR**

## Graphic Convention for Figures

| Convention | Description |
|---|---|
| 36 915 | dimension showing English units (in inches unless otherwise specified) above the line and SI units (in millimeters unless otherwise specified) below the line |
| 6 150 | dimension for small measurements |
| 33-36 840-915 | dimension showing a range with minimum - maximum |
| min | minimum |
| max | maximum |
| > | greater than |
| ≥ | greater than or equal to |
| < | less than |
| ≤ | less than or equal to |
| | boundary of clear floor space or maneuvering clearance |
| | centerline |
| | a permitted element or its extension |
| | direction of travel or approach |
| | a wall, floor, ceiling or other element cut in section or plan |
| | a highlighted element in elevation or plan |
| | location zone of element, control or feature |

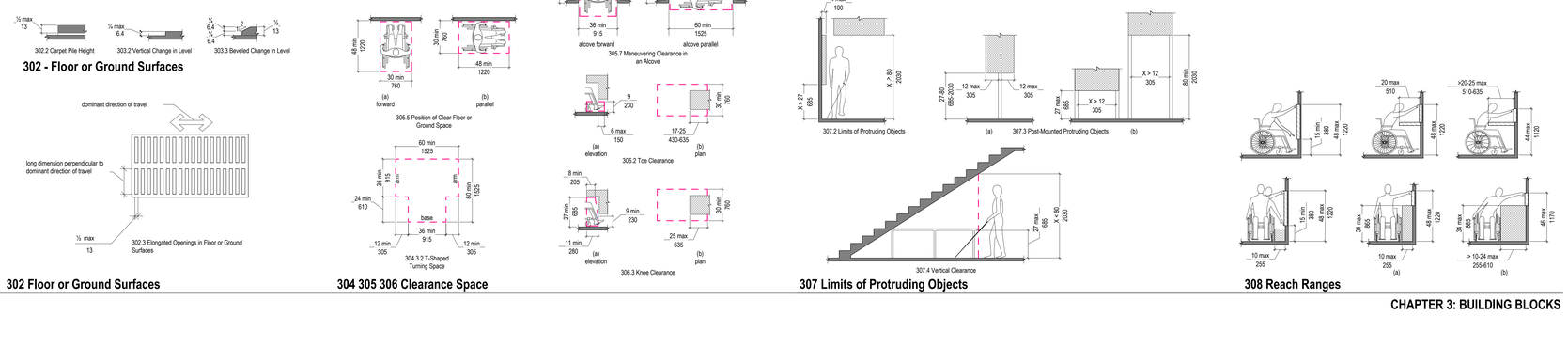
## TYPICAL INSTALLATION HEIGHTS




## CHAPTER 6: PLUMBING ELEMENTS AND FACILITIES




## CHAPTER 4: ACCESSIBLE ROUTES




## CHAPTER 3: BUILDING BLOCKS

SEAL

CLIENT

City of West Memphis
205 Redding St. West
Memphis, AR 72301

DRAWING ISSUE

| No. | DATE | DESCRIPTION |
|---|---|---|
| | 2025-01-17 | ISSUE FOR DESIGN DEVELOPMENT |
| | 2025-03-18 | CONSTRUCTION DOCUMENT PROGRESS |

ARCHITECT

PROJECT LUONG
HOUSTON
SAN ANTONIO
SANTA MONICA
TBAE REG. No. BR 4215
820 Gessner Rd., Suite 775, Houston, TX 77024 +1 346 708 8241
700 N. St. Mary's St., Suite 1400, San Antonio, TX 78205 +1 726 245 1378
730 Arizona Ave., Santa Monica, CA 90401 +1 213 394 7230
Projectluong.com

CONSULTANT

JOB INFO

CITY OF WEST MEMPHIS
RECREATION CENTER
ST HWY 191/I-40 SERV
West Memphis, AR 72301

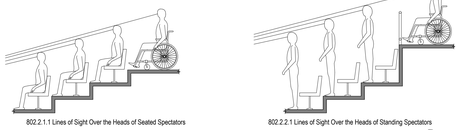
JOB No.: WESCIT00561

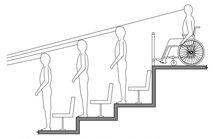
SHEET TITLE
ADA STANDARDS

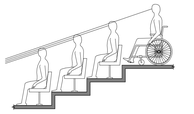
SHEET NUMBER
G-020

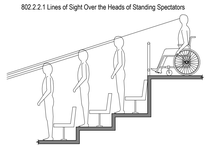
FILE PATH: ...\Luong Dropbox\City of West Memphis Recreation Center\RWB_BLOCK_INC_ARCH.rvt
DATE PRINTED: 4/2/2025 9:57:31 AM

A.M.D.G.


802.2.1.1 Lines of Sight Over the Heads of Seated Spectators

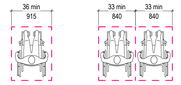

802.2.2.1 Lines of Sight Over the Heads of Standing Spectators


802.2.1.2 Lines of Sight Between the Heads of Seated Spectators


802.2.2.2 Lines of Sight Between the Heads of Standing Spectators

**Lines of Sight Over the Heads of Seated Spectators**

**NOTE: NOT ALL DETAILS OR CONDITIONS SHOWN ON THIS SHEET WILL BE USED .**

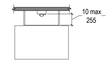



**Width of Wheelchair Spaces in Assembly Areas**

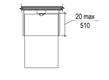
## CHAPTER 8: SPECIAL ROOMS, SPACES AND ELEMENTS


703.7.2.4 International Symbol of Access for Hearing Loss


703.7.2.1 International Symbol of Accessibility



704.2.1.1 Parallel Approach to Telephone



704.2.1.2 Forward Approach to Telephone



(a) 12-key ascending (b) 12-key descending
707.6.2 Numeric Key Layout

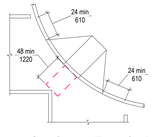

703.7.2.3 Volume-Controlled Telephone


703.7.2.2 International TTY Symbol

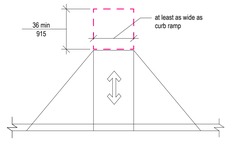
## CHAPTER 7: COMMUNICATION ELEMENTS AND FEATURES



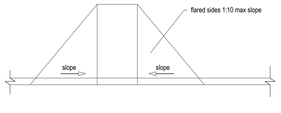

**Counter Slope of Surfaces Adjacent to Curb Ramps**



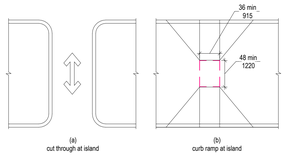

**Diagonal or Corner Type Curb Ramps**



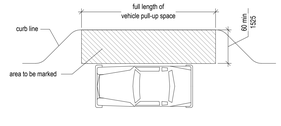

**Landings at the Top of Curb Ramps**



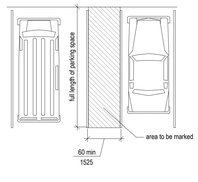

**Sides of Curb Ramps**



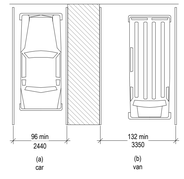

**Islands in Crossings**




**Passenger Loading Zone Access Aisle**




**Parking Space Access Aisle**




**Vehicle Parking Spaces**

## CHAPTER 5: GENERAL SITE AND BUILDING ELEMENTS

SEAL

CLIENT

**City of West Memphis**
205 Redding St. West
Memphis, AR 72301

DRAWING ISSUE

| No. | DATE | DESCRIPTION |
|---|---|---|
| | 2025-01-17 | ISSUE FOR DESIGN DEVELOPMENT |
| | 2025-02-14 | PLN SUBMITTED FOR COMMENT PROGRESS |

ARCHITECT

PROJECT LUONG
HOUSTON
SAN ANTONIO
SANTA MONICA
TBAE REG. No. BR-4215
820 Gessner Rd., Suite 775, Houston, TX 77024 +1 346 708 8241
700 N. St. Mary's St., Suite 1400, San Antonio, TX 78205 +1 726 245 1378
730 Arizona Ave., Santa Monica, CA 90401 +1 213 394 7230
Projectluong.com

CONSULTANT

JOB INFO

CITY OF WEST MEMPHIS
RECREATION CENTER
ST HWY 191/I-40 SERV
West Memphis, AR 72301

JOB No.: WESCIT00561

SHEET TITLE

ADA STANDARDS

SHEET NUMBER

G-021

FILE PATH: Autodesk Docs://City of West Memphis Recreation Center/AR_BLDG_A_R24_ARCH.rvt
DATE PRINTED: 3/5/2025 9:47:55 AM

A.M.D.G.

## GENERAL NOTES - SITE PLAN

1. CONTRACTOR TO RESTRICT ACTIVITIES AND STAGING TO LIMITS OF CONSTRUCTION UNLESS OTHERWISE APPROVED BY THE OWNER.
2. PROTECT ALL EXISTING TREES INSIDE OF CONSTRUCTION ZONE AS REQUIRED BY OWNER.
3. CONTRACTOR SHALL INFORM THE OWNER PRIOR TO ANY SITE DEMOLITION AND SHALL SCHEDULE SUCH DEMOLITION IN A MANNEL NOT TO INTERFERE WITH THE OWNER OPERATIONS OF THE EXISTING SITE.
4. REFER TO CIVIL PLANS FOR ALL DIMENSIONS OF SURFACE PARKING AND PAVING AS WELL AS FINISH FLOOR ELEVATIONS.
5. REFER TO LANDSCAPE AND CIVIL PLANS FOR CURB RAMP LOCATIONS AND DETAILS.
6. REFER TO ELECTRICAL DRAWINGS FOR SITE LIGHTING.
7. REFER TO STRUCTURAL DRAWINGS FOR FOUNDATION PLAN AND TYPICAL DETAILS.
8. DIMENSIONS SHOWN ARE FOR REFERENCE ONLY. REFER TO CIVIL DRAWINGS FOR EXACT BOUNDARY DIMENSIONS AND DIMENSION CONTROL PLAN.

## LEGEND - SITE PLAN

PROPERTY LINE

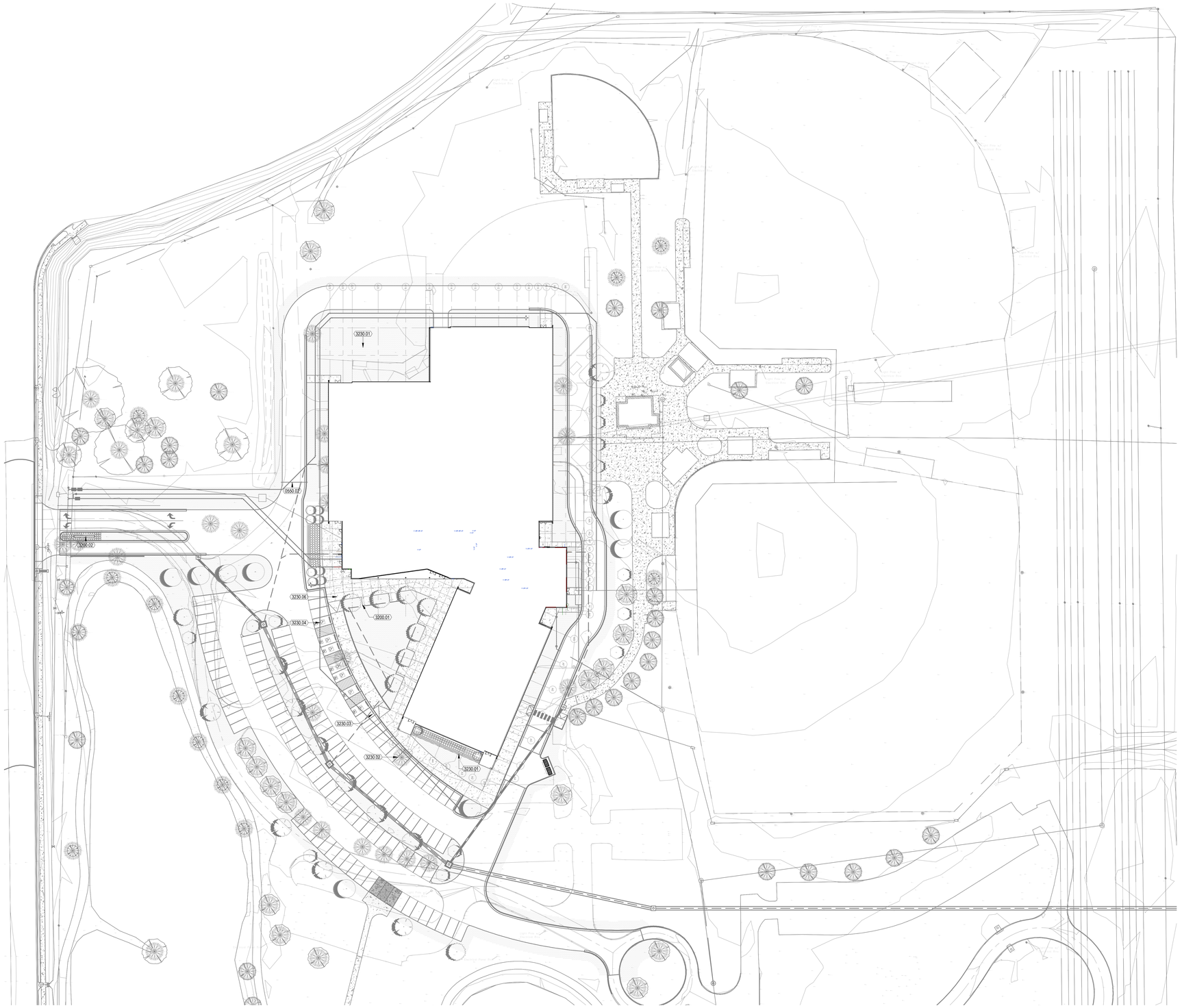
SETBACK LINE

EASEMENT LINE

## KEYNOTES

NOTE: KEYNOTE NUMBERING IS FOR ORGANIZATIONAL PURPOSES ONLY AND NOT INTENDED TO REFERENCE A SPECIFIC CSI DIVISION

| NUMBER | DESCRIPTION |
|---|---|
| 0550.02 | 30'-10" VEHICULAR STEEL GATE WITH LOCKABLE LATCH, RE: LANDSCAPE |
| 3200.01 | CONCRETE BENCH, RE: LANDSCAPE |
| 3200.02 | NEW ENTRY MONUMENT, RE: LANDSCAPE |
| 3230.01 | LANDSCAPE, RE LANDSCAPE |
| 3230.02 | NEW PARKING LOT STRIPING, RE:CIVIL |
| 3230.03 | WHEEL STOP, TYP., RE: CIVIL |
| 3230.04 | NEW ADA PARKING SIGNAGE, RE: LANDSCAPE |
| 3230.06 | NEW SIDEWALK, RE: LANDSCAPE |




ARCHITECTURAL SITE PLAN 1
1" = 40'-0"

SEAL

CLIENT

City of West Memphis
205 Redding St. West
Memphis, AR 72301

DRAWING ISSUE

| No. | DATE | DESCRIPTION |
|---|---|---|
| | 2025-01-17 | ISSUE FOR DESIGN DEVELOPMENT |
| | 2025-03-18 | CONSTRUCTION DOCUMENT PROGRESS |

ARCHITECT


PROJECT LUONG
HOUSTON
SAN ANTONIO
SANTA MONICA
TBAE REG. No. BR 4215

820 Gessner Rd., Suite 775, Houston, TX 77024 +1 346 708 8241
700 N. St. Mary's St., Suite 1400, San Antonio, TX 78205 +1 726 245 1378
730 Arizona Ave., Santa Monica, CA 90401 +1 213 394 7230
Projectluong.com


CONSULTANT

JOB INFO

CITY OF WEST MEMPHIS
RECREATION CENTER
ST HWY 191/I-40 SERV
West Memphis, AR 72301

JOB No.: WESCIT00561

SHEET TITLE

ARCHITECTURAL SITE PLAN

SHEET NUMBER

A-000


FILE PATH: ...\Luong Docs\City of West Memphis Recreation Center\RAR_BLDG_R_25C_ARCH.rvt
DATE PRINTED: 3/27/2025 9:30:11 AM

A.M.O.G.

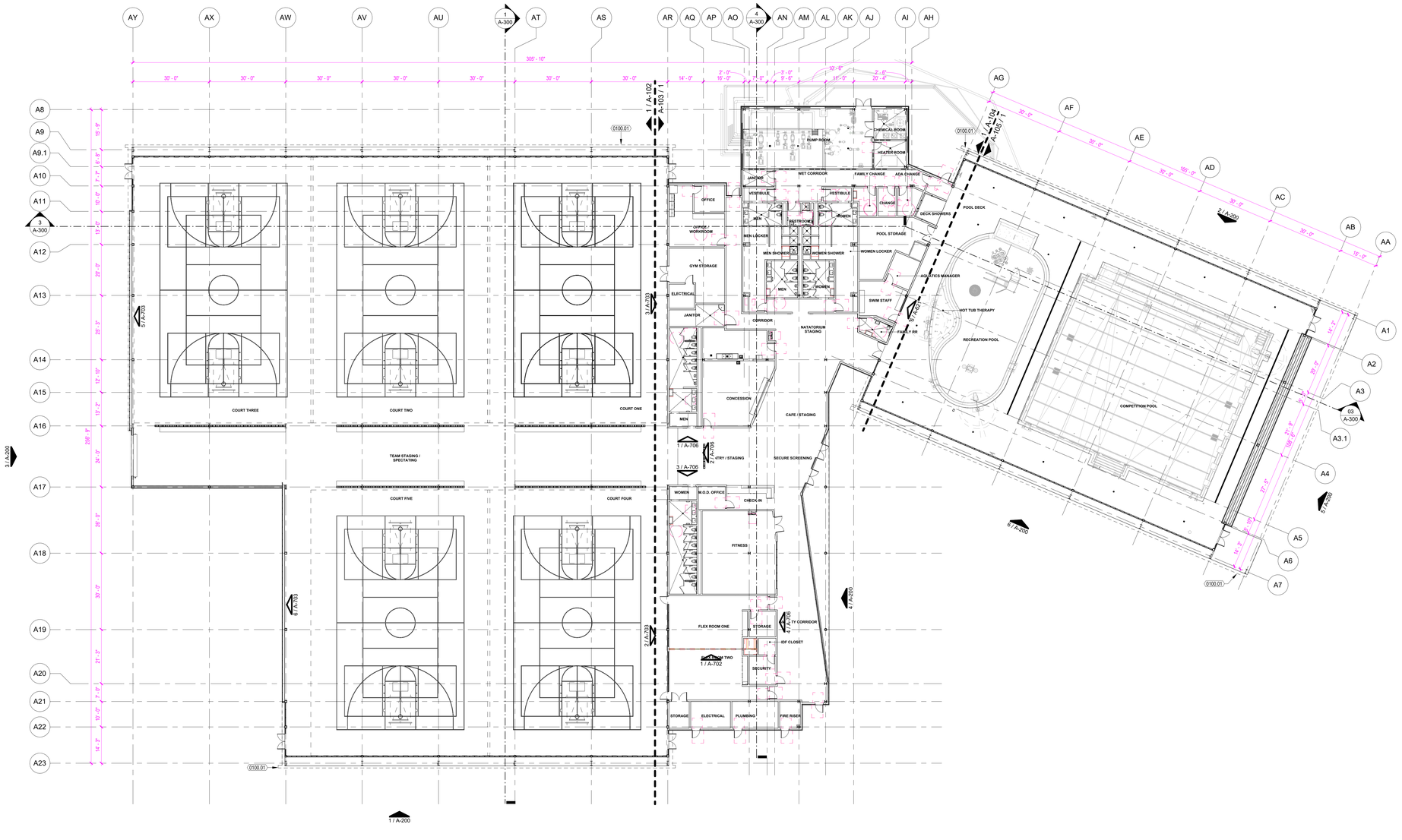
## GENERAL NOTES - FLOOR PLAN

1. REFER TO G SERIES FOR ALL PROJECT INFORMATION, ACCESSIBILITY STANDARDS, AND STANDARD MOUNTING HEIGHTS.
2. GENERAL CONTRACTOR TO PROVIDE AND COORDINATE WOOD BLOCKING REQUIREMENTS FOR ALL MILLWORK AND VISUAL DISPLAY SURFACES.
3. DO NOT SCALE DRAWINGS. WRITTEN DIMENSIONS GOVERN PARTITION LOCATIONS, DIMENSIONS, TYPES, DOORS, AND WINDOWS SHALL BE AS SHOWN ON THE FLOOR PLAN. IN CASE OF CONFLICT, NOTIFY ARCHITECT FOR WRITTEN CLARIFICATIONS PRIOR TO PROCEEDING WITH CONSTRUCTION. FLOOR PLANS BY ARCHITECT SUPERCEDE OTHER PLANS FOR LAYOUT.
4. PARTITIONS ARE DIMENSIONED FROM FACE OF GYP TO FACE OF GYP, U.N.O. DIMENSIONS MARKED "CLEAR" SHALL BE MAINTAINED AND SHALL ALLOW FOR THICKNESS OF FINISHES INCLUDING CARPET, TILE, VCT, ETC., CONTRACTOR SHALL NOT ADJUST DIMENSIONS WITHOUT WRITTEN INSTRUCTIONS FROM THE ARCHITECT.
5. CONTRACTOR SHALL INSTALL GYPSUM BOARD FURRING TO ACCOMMODATE DEPTH OF FIRE EXTINGUISHER CABINET/HOSE CABINET, ELECTRICAL PANEL BOARDS, AND OTHER ITEMS INDICATED ON DRAWINGS AS RECESSED INTO GYPSUM BOARD CONSTRUCTION. CONTRACTOR SHALL COORDINATE DEPTH AND SIZE OF RECESS REQUIRED WITH SPECIFIED EQUIPMENT.
6. EXPOSED GYPSUM BOARD EDGES SHALL HAVE METAL TRIM. PROVIDE CORNER BEADS ALONG FULL LENGTH OF OUTSIDE CORNERS AND J BEADS ALONG ENDS OF GYPSUM BOARD.
7. SLOPE TO FLOOR DRAINS NOT TO EXCEED 1:48 IN ALL DIRECTIONS.
8. U.N.O. FLOOR DRAINS TO BE IN THE GEOMETRIC CENTER OF ROOM.

## KEYNOTES

NOTE: KEYNOTE NUMBERING IS FOR ORGANIZATIONAL PURPOSES ONLY AND NOT INTENDED TO REFERENCE A SPECIFIC CSI DIVISION

| NUMBER | DESCRIPTION |
|---|---|
| 0100.01 | LINE OF WALL ABOVE |




**FLOOR PLAN** 1
1/16" = 1'-0"

SEAL

CLIENT

**City of West Memphis**
205 Redding St. West
Memphis, AR 72301

DRAWING ISSUE

| No. | DATE | DESCRIPTION |
|---|---|---|
| | 2025-01-17 | ISSUE FOR DESIGN DEVELOPMENT |
| | 2025-03-14 | 75% CONSTRUCTION DOCUMENT PROGRESS |

ARCHITECT


PROJECT LUONG
820 Gessner Rd., Suite 775, Houston, TX 77024 +1 346 708 8241
700 N. St. Mary's St., Suite 1400, San Antonio, TX 78205 +1 726 245 1378
730 Arizona Ave., Santa Monica, CA 90401 +1 213 394 7230
HOUSTON SAN ANTONIO SANTA MONICA
TBAE REG. No. BR 4215
Projectluong.com


CONSULTANT

JOB INFO

**CITY OF WEST MEMPHIS**
RECREATION CENTER
ST HWY 191/I-40 SERV
West Memphis, AR 72301

JOB No.: WESCIT00561

SHEET TITLE

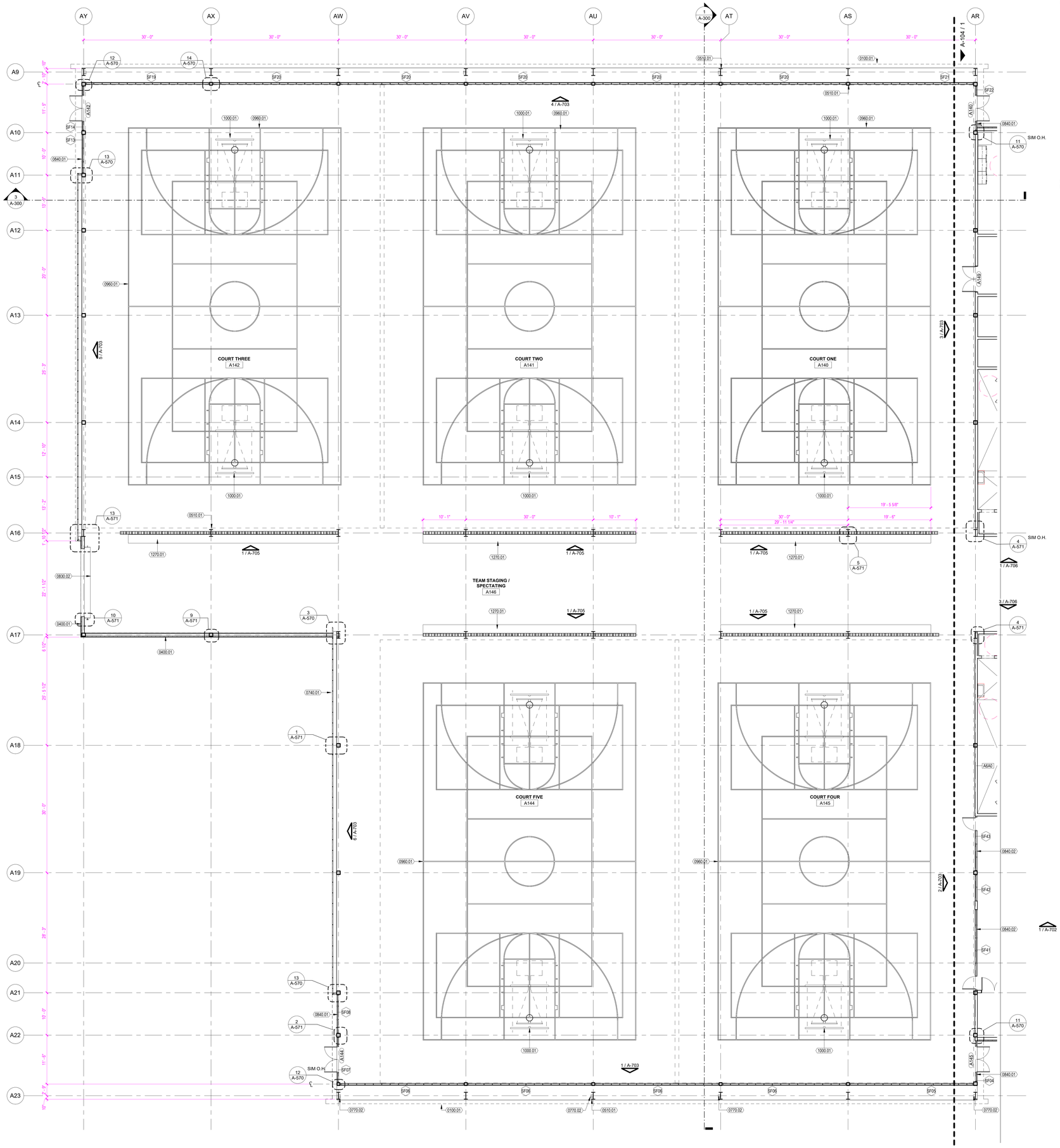
FLOOR PLAN

SHEET NUMBER

A-101


FILE PATH: Autodesk Docs://City of West Memphis Recreation Center/AMG_BLDG A_R&C_ARCH.rvt
DATE PRINTED: 3/25/2025 3:06:32 AM

A.M.D.G.




## GENERAL NOTES - FLOOR PLAN

1. REFER TO G SERIES FOR ALL PROJECT INFORMATION, ACCESSIBILITY STANDARDS, AND STANDARD MOUNTING HEIGHTS.
2. GENERAL CONTRACTOR TO PROVIDE AND COORDINATE WOOD BLOCKING REQUIREMENTS FOR ALL MILLWORK AND VISUAL DISPLAY SURFACES.
3. DO NOT SCALE DRAWINGS. WRITTEN DIMENSIONS GOVERN PARTITION LOCATIONS, DIMENSIONS, TYPES, DOORS, AND WINDOWS SHALL BE AS SHOWN ON THE FLOOR PLAN. IN CASE OF CONFLICT, NOTIFY ARCHITECT FOR WRITTEN CLARIFICATIONS PRIOR TO PROCEEDING WITH CONSTRUCTION. FLOOR PLANS BY ARCHITECT SUPERCEDE OTHER PLANS FOR LAYOUT.
4. PARTITIONS ARE DIMENSIONED FROM FACE OF GYP TO FACE OF GYP, U.N.O. DIMENSIONS MARKED "CLEAR" SHALL BE MAINTAINED AND SHALL ALLOW FOR THICKNESS OF FINISHES INCLUDING CARPET, TILE, VCT, ETC., CONTRACTOR SHALL NOT ADJUST DIMENSIONS WITHOUT WRITTEN INSTRUCTIONS FROM THE ARCHITECT.
5. CONTRACTOR SHALL INSTALL GYPSUM BOARD FURRING TO ACCOMMODATE DEPTH OF FIRE EXTINGUISHER CABINET/HOSE CABINET, ELECTRICAL PANEL BOARDS, AND OTHER ITEMS INDICATED ON DRAWINGS AS RECESSED INTO GYPSUM BOARD CONSTRUCTION. CONTRACTOR SHALL COORDINATE DEPTH AND SIZE OF RECESS REQUIRED WITH SPECIFIED EQUIPMENT.
6. EXPOSED GYPSUM BOARD EDGES SHALL HAVE METAL TRIM. PROVIDE CORNER BEADS ALONG FULL LENGTH OF OUTSIDE CORNERS AND J BEADS ALONG ENDS OF GYPSUM BOARD.
7. SLOPE TO FLOOR DRAINS NOT TO EXCEED 1:48 IN ALL DIRECTIONS.
8. U.N.O. FLOOR DRAINS TO BE IN THE GEOMETRIC CENTER OF ROOM.

## KEYNOTES

NOTE: KEYNOTE NUMBERING IS FOR ORGANIZATIONAL PURPOSES ONLY AND NOT INTENDED TO REFERENCE A SPECIFIC CSI DIVISION

| NUMBER | DESCRIPTION |
|---|---|
| 0100.01 | LINE OF WALL ABOVE |
| 0400.01 | SINGLE SOURCE THIN BRICK VENEER SYSTEM. ARRISCRAFT. MIN 2" XPS INSULATION WITH DRAINAGE PLANE PER MANF. RECOMMENDATION AND MIN R22D R-VALUE. RE: ELEVATIONS AND FINISH SCHEDULE FOR BRICK TYPE |
| 0510.01 | SOLE SOURCE PRE-ENGINEERED STRUCTURAL METAL FRAMING WITH HIGH PERFORMANCE STEEL COATING |
| 0740.01 | 30" INSULATED METAL PANEL SYSTEM. KINGSPAN QUADCORE. THICKNESS TO MEET CODE MIN. R-19. REFER TO ELEVATION FOR COLOR MAPPING AND FINISH SCHEDULE FOR RAL - PROVIDE EXTRUDED JOINT AND TRANSITION DETAILING - EXTRUSION FINISH TO MATCH PANEL ABOVE. |
| 0770.02 | ROOFDRAIN PIPING PER PLUMBING DRAWINGS. PAINT TO MATCH STEEL. RUN TIGHT TO ADJACENT COLUMN |
| 0830.02 | OVERHEAD COILING DOOR BY OVERHEAD DOOR - ROLLING STEEL SERVICE DOOR MODEL 610. FACE MOUNTED. -CHAIN HOIST LH. ROUND HOOD WITH CHAIN HOIST COVER. FINISH TO BE BLACK. |
| 0840.01 | STOREFRONT WITH INSULATED GLASS - REFER TO STOREFRONT SCHEDULE FOR PRODUCT TYPE - PROVIDE MANUFACTURER RECOMENCED FRAMING PER STRUCTURAL WIND LOADING REQUIREMENTS. REFER TO STOREFRONT SCHEDULE FOR FRAME FINISH. ALL EXTERIOR GLAZING TO BE GL-01 U.O.N. REFER TO GENERAL NOTES FOR TEMPERED GLAZING REQUIREMENTS |
| 0840.02 | INTERIOR GLAZED WALL - FULLY TEMPERRED GL-027 - RACO INTERIS OR SIMILAR |
| 0960.01 | SPECIALTY SPORTS STRIPING; VERIFY ALL DIMENSIONS WITH SPORTS PACKAGE REQUIREMENTS |
| 1000.01 | SPECIALTY SPORTS EQUIPMENT; REFER TO SPORTS CONSULTANT PACKAGE COORDINATE ADDITIONAL STRUCTURAL AND POWER REQUIREMENTS WITH MEP AND STRUCTURAL CONSULTANT |
| 1270.01 | SOLID SURFACE COUNTERTOP. REFER TO FINISH SCHEDULE. PROVIDE SUPPORT BRACKETS AS NEEDED. ROUT COUNTER AROUND STEEL STRUCTURE. |

FLOOR PLAN - SECTOR A
1/8" = 1'-0" | 1

SEAL

CLIENT

City of West Memphis
205 Redding St. West
Memphis, AR 72301

DRAWING ISSUE

| No. | DATE | DESCRIPTION |
|---|---|---|
| | 2025-01-17 | ISSUE FOR DESIGN DEVELOPMENT |
| | 2025-05-16 | 75% CONSTRUCTION DOCUMENTS PROGRESS |

ARCHITECT


PROJECT LUONG
HOUSTON
SAN ANTONIO
SANTA MONICA
TBAE REG. No. BR-4215
820 Gessner Rd., Suite 775, Houston, TX 77024 +1 346 708 8241
700 N. St. Mary's St., Suite 1400, San Antonio, TX 78205 +1 726 245 1378
730 Arizona Ave., Santa Monica, CA 90401 +1 213 394 7230
Projectluong.com


CONSULTANT

JOB INFO

CITY OF WEST MEMPHIS
RECREATION CENTER
ST HWY 191/I-40 SERV
West Memphis, AR 72301

JOB No.: WESCIT00561

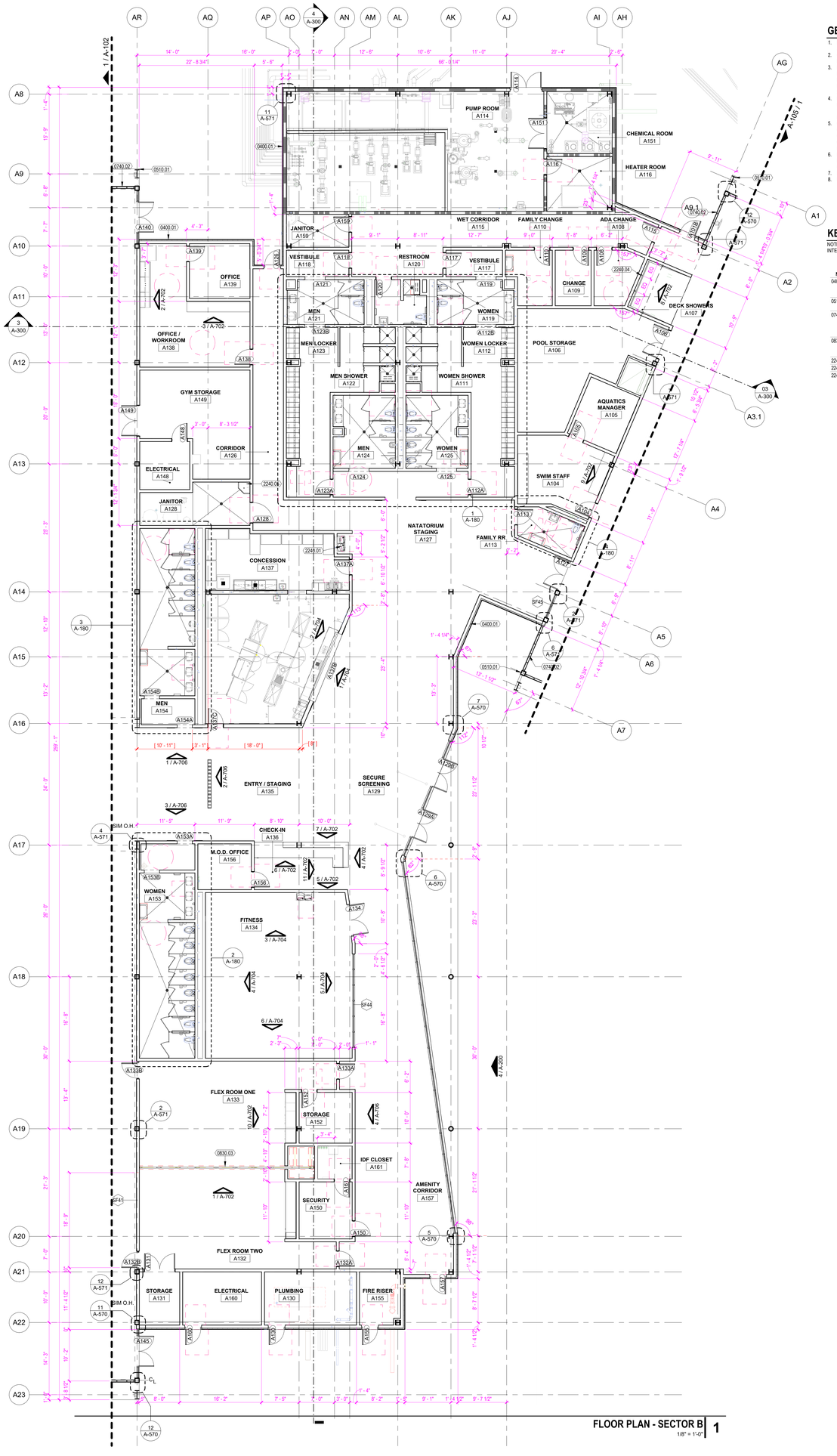
SHEET TITLE

FLOOR PLAN - SECTOR A

SHEET NUMBER

A-102


FILE PATH: Autodesk Docs://City of West Memphis Recreation Center/WM_BLDG_A_Rev_ARCH.rvt
DATE PRINTED: 5/15/2025 5:04:37 AM




FLOOR PLAN - SECTOR B 1
1/8" = 1'-0"

## GENERAL NOTES - FLOOR PLAN

1. REFER TO G SERIES FOR ALL PROJECT INFORMATION, ACCESSIBILITY STANDARDS, AND STANDARD MOUNTING HEIGHTS.
2. GENERAL CONTRACTOR TO PROVIDE AND COORDINATE WOOD BLOCKING REQUIREMENTS FOR ALL MILLWORK AND VISUAL DISPLAY SURFACES.
3. DO NOT SCALE DRAWINGS. WRITTEN DIMENSIONS GOVERN PARTITION LOCATIONS, DIMENSIONS, TYPES, DOORS, AND WINDOWS SHALL BE AS SHOWN ON THE FLOOR PLAN. IN CASE OF CONFLICT, NOTIFY ARCHITECT FOR WRITTEN CLARIFICATIONS PRIOR TO PROCEEDING WITH CONSTRUCTION. FLOOR PLANS BY ARCHITECT SUPERCEDE OTHER PLANS FOR LAYOUT.
4. PARTITIONS ARE DIMENSIONED FROM FACE OF GYP TO FACE OF GYP, U.N.O. DIMENSIONS MARKED "CLEAR" SHALL BE MAINTAINED AND SHALL ALLOW FOR THICKNESS OF FINISHES INCLUDING CARPET, TILE, VCT, ETC., CONTRACTOR SHALL NOT ADJUST DIMENSIONS WITHOUT WRITTEN INSTRUCTIONS FROM THE ARCHITECT.
5. CONTRACTOR SHALL INSTALL GYPSUM BOARD FURRING TO ACCOMMODATE DEPTH OF FIRE EXTINGUISHER CABINET/HOSE CABINET, ELECTRICAL PANEL BOARDS, AND OTHER ITEMS INDICATED ON DRAWINGS AS RECESSED INTO GYPSUM BOARD CONSTRUCTION. CONTRACTOR SHALL COORDINATE DEPTH AND SIZE OF RECESS REQUIRED WITH SPECIFIED EQUIPMENT.
6. EXPOSED GYPSUM BOARD EDGES SHALL HAVE METAL TRIM. PROVIDE CORNER BEADS ALONG FULL LENGTH OF OUTSIDE CORNERS AND J BEADS ALONG ENDS OF GYPSUM BOARD.
7. SLOPE TO FLOOR DRAINS NOT TO EXCEED 1:48 IN ALL DIRECTIONS.
8. U.N.O. FLOOR DRAINS TO BE IN THE GEOMETRIC CENTER OF ROOM.

## KEYNOTES

NOTE: KEYNOTE NUMBERING IS FOR ORGANIZATIONAL PURPOSES ONLY AND NOT INTENDED TO REFERENCE A SPECIFIC CSI DIVISION

| NUMBER | DESCRIPTION |
|---|---|
| 0400.01 | SINGLE SOURCE THIN BRICK VENEER SYSTEM, ARRISCRAFT, MIN 2" XPS INSULATION WITH DRAINAGE PLANE PER MANF. RECOMMENDATION AND MIN RECD R-VALUE, RE: ELEVATIONS AND FINISH SCHEDULE FOR BRICK TYPE. |
| 0510.01 | SOLE SOURCE PRE-ENGINEERED STRUCTURAL METAL FRAMING WITH HIGH PERFORMANCE STEEL COATING |
| 0740.02 | KINGSPAN 4" UNIQUAD POLYCARBONATE PANEL SYSTEM WITH ICE WHITE MATTE PANELS AND ANODIZED BLACK FRAME. PROVIDE INTERMEDIATE MULLIONS. PROVIDE MANUFACURER SIGNED AND SEALED STRUCTURAL ANALYSIS. |
| 0830.03 | MANUALLY OPERATED OPERABLE WALL; MODERNFOLD TYPE ACOUSTI-SEAL ENCORE. AUTOMATIC DROP SEALS. PROVIDE ADDITIONAL SUPPORT STEEL AS NEEDED TO MEET MANUFACTURER DEFLECTION REQUIREMENTS. |
| 2240.01 | ADA BI-LEVEL DRINKING FOUNTAIN WITH BOTTLE FILLER; RE: MEP |
| 2240.04 | WALL MOUNTED SHOWER AND CONTROLS |
| 2240.05 | MOP SINK - STERN WILLIAMS HL-1800 OR SIM W/ CHICAGO FAUCETS, HOSE/WALL HOOK, MOP HANGER AND SPLASH GUARD |

SEAL

CLIENT

City of West Memphis
205 Redding St. West
Memphis, AR 72301

DRAWING ISSUE

| No. | DATE | DESCRIPTION |
|---|---|---|
| | 2025-01-17 | ISSUE FOR DESIGN DEVELOPMENT |
| | 2025-03-19 | 75% CONSTRUCTION DOCUMENT PROGRESS |

ARCHITECT

PROJECT LUONG
HOUSTON
SAN ANTONIO
SANTA MONICA
TBAE REG. No. BR-4215
820 Gessner Rd., Suite 775, Houston, TX 77024 +1 346 708 8241
700 N. St. Mary's St., Suite 1400, San Antonio, TX 78205 +1 726 245 1378
730 Arizona Ave., Santa Monica, CA 90401 +1 213 394 7230
Projectluong.com

CONSULTANT

JOB INFO

CITY OF WEST MEMPHIS
RECREATION CENTER
ST HWY 191/I-40 SERV
West Memphis, AR 72301

JOB No.: WESCIT00561

SHEET TITLE

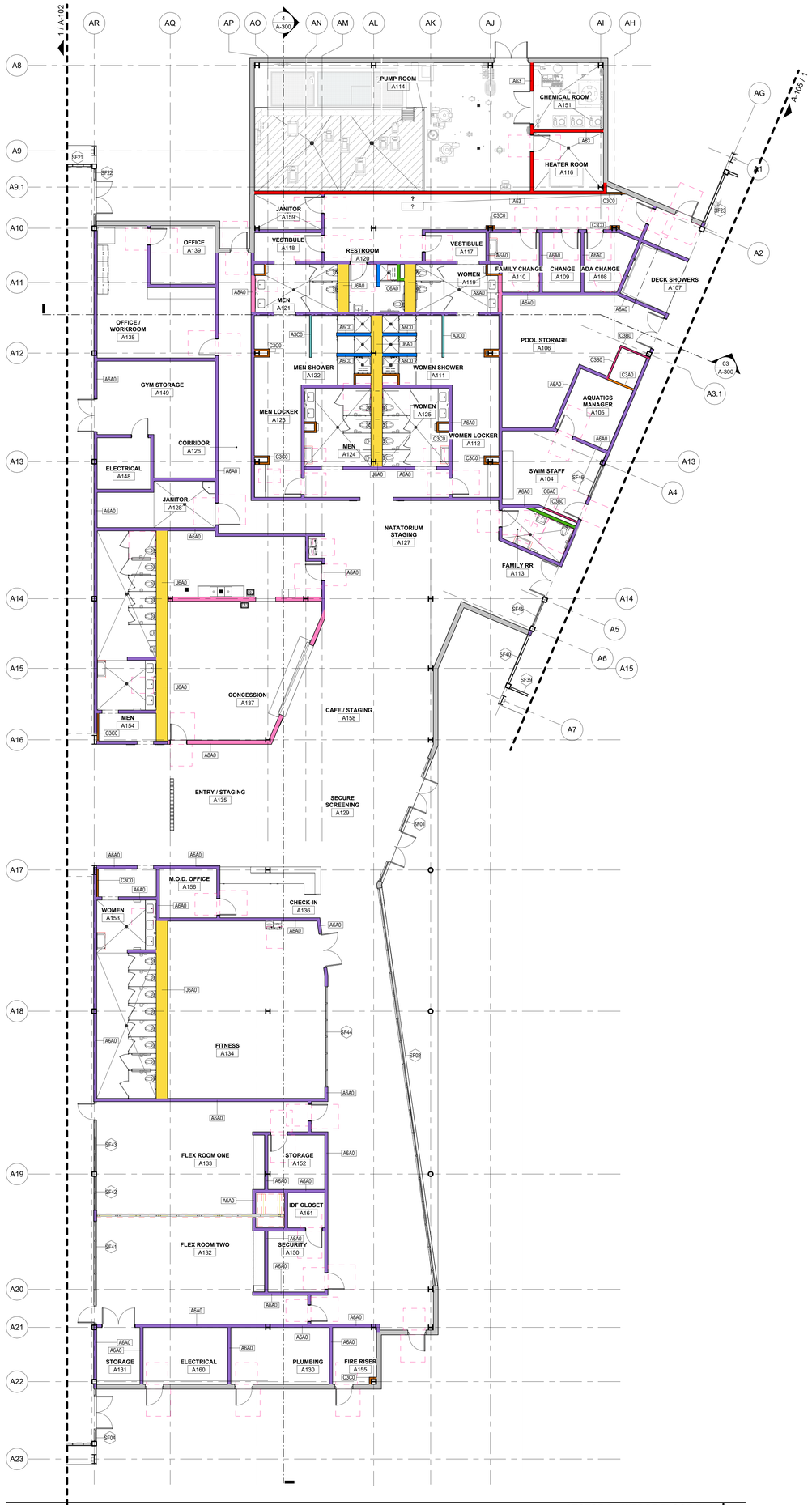
FLOOR PLAN - SECTOR B

SHEET NUMBER

A-103

A.M.O.D.
FILE PATH: Autodesk Docs://City of West Memphis Recreation Center/WR_BLDG_A_Rev_ARCH.rvt
DATE PRINTED: 3/19/2025 9:04:46 AM

A.M.D.G.




SECTOR B - WEDGE FLOOR PLAN 1
1/8" = 1'-0"

## GENERAL NOTES - FLOOR PLAN

1. REFER TO G SERIES FOR ALL PROJECT INFORMATION, ACCESSIBILITY STANDARDS, AND STANDARD MOUNTING HEIGHTS.
2. GENERAL CONTRACTOR TO PROVIDE AND COORDINATE WOOD BLOCKING REQUIREMENTS FOR ALL MILLWORK AND VISUAL DISPLAY SURFACES.
3. DO NOT SCALE DRAWINGS. WRITTEN DIMENSIONS GOVERN PARTITION LOCATIONS, DIMENSIONS, TYPES, DOORS, AND WINDOWS SHALL BE AS SHOWN ON THE FLOOR PLAN. IN CASE OF CONFLICT, NOTIFY ARCHITECT FOR WRITTEN CLARIFICATIONS PRIOR TO PROCEEDING WITH CONSTRUCTION. FLOOR PLANS BY ARCHITECT SUPERCEDE OTHER PLANS FOR LAYOUT.
4. PARTITIONS ARE DIMENSIONED FROM FACE OF GYP TO FACE OF GYP, U.N.O. DIMENSIONS MARKED "CLEAR" SHALL BE MAINTAINED AND SHALL ALLOW FOR THICKNESS OF FINISHES INCLUDING CARPET, TILE, VCT, ETC., CONTRACTOR SHALL NOT ADJUST DIMENSIONS WITHOUT WRITTEN INSTRUCTIONS FROM THE ARCHITECT.
5. CONTRACTOR SHALL INSTALL GYPSUM BOARD FURRING TO ACCOMMODATE DEPTH OF FIRE EXTINGUISHER CABINET/HOSE CABINET, ELECTRICAL PANEL BOARDS, AND OTHER ITEMS INDICATED ON DRAWINGS AS RECESSED INTO GYPSUM BOARD CONSTRUCTION. CONTRACTOR SHALL COORDINATE DEPTH AND SIZE OF RECESS REQUIRED WITH SPECIFIED EQUIPMENT.
6. EXPOSED GYPSUM BOARD EDGES SHALL HAVE METAL TRIM. PROVIDE CORNER BEADS ALONG FULL LENGTH OF OUTSIDE CORNERS AND J BEADS ALONG ENDS OF GYPSUM BOARD.
7. SLOPE TO FLOOR DRAINS NOT TO EXCEED 1:48 IN ALL DIRECTIONS.
8. U.N.O. FLOOR DRAINS TO BE IN THE GEOMETRIC CENTER OF ROOM.

## LEGEND - WALL TYPES

- A3C0
- A6A0
- A6C0
- A6A3
- J6A0
- C3A0
- C3B0
- C3C0
- C6A0
- A8A0

## KEYNOTES

NOTE: KEYNOTE NUMBERING IS FOR ORGANIZATIONAL PURPOSES ONLY AND NOT INTENDED TO REFERENCE A SPECIFIC CSI DIVISION

| NUMBER | DESCRIPTION |
|---|---|

SEAL

CLIENT

City of West Memphis
205 Redding St. West
Memphis, AR 72301

DRAWING ISSUE

| No. | DATE | DESCRIPTION |
|---|---|---|
| | 2025-01-17 | ISSUE FOR DESIGN DEVELOPMENT |
| | 2025-02-18 | 75% CONSTRUCTION DOCUMENT PROGRESS |

ARCHITECT

PROJECT LUONG
HOUSTON
SAN ANTONIO
SANTA MONICA
TBAE REG. No. BR 4215
820 Gessner Rd., Suite 775, Houston, TX 77024 +1 346 708 8241
700 N. St. Mary's St., Suite 1400, San Antonio, TX 78205 +1 726 245 1378
730 Arizona Ave., Santa Monica, CA 90401 +1 213 394 7230
Projectluong.com

CONSULTANT

JOB INFO

CITY OF WEST MEMPHIS
RECREATION CENTER
ST HWY 191/I-40 SERV
West Memphis, AR 72301

JOB No.: WESCIT00561

SHEET TITLE

FLOOR PLAN - SECTOR B

SHEET NUMBER

A-104

FILE PATH: Autodesk Docs://City of West Memphis Recreation Center/AR_BLDG A_MAC_ARCH.rvt
DATE PRINTED: 3/20/2025 2:28:21 AM

A.M.D.G.

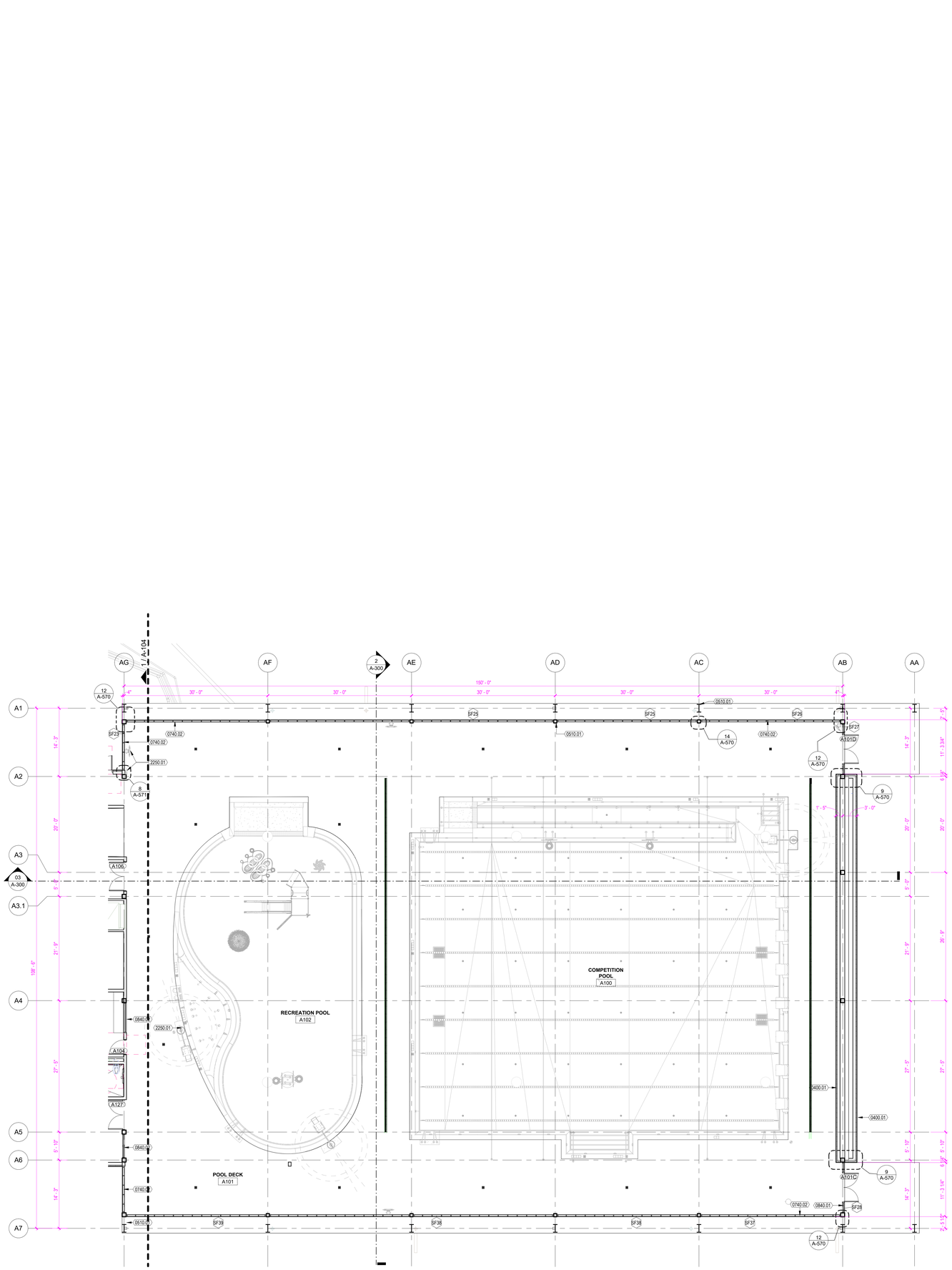
## GENERAL NOTES - FLOOR PLAN

1. REFER TO G SERIES FOR ALL PROJECT INFORMATION, ACCESSIBILITY STANDARDS, AND STANDARD MOUNTING HEIGHTS.
2. GENERAL CONTRACTOR TO PROVIDE AND COORDINATE WOOD BLOCKING REQUIREMENTS FOR ALL MILLWORK AND VISUAL DISPLAY SURFACES.
3. DO NOT SCALE DRAWINGS. WRITTEN DIMENSIONS GOVERN PARTITION LOCATIONS, DIMENSIONS, TYPES, DOORS, AND WINDOWS SHALL BE AS SHOWN ON THE FLOOR PLAN. IN CASE OF CONFLICT, NOTIFY ARCHITECT FOR WRITTEN CLARIFICATIONS PRIOR TO PROCEEDING WITH CONSTRUCTION. FLOOR PLANS BY ARCHITECT SUPERCEDE OTHER PLANS FOR LAYOUT.
4. PARTITIONS ARE DIMENSIONED FROM FACE OF GYP TO FACE OF GYP, U.N.O.. DIMENSIONS MARKED "CLEAR" SHALL BE MAINTAINED AND SHALL ALLOW FOR THICKNESS OF FINISHES INCLUDING CARPET, TILE, VCT, ETC.. CONTRACTOR SHALL NOT ADJUST DIMENSIONS WITHOUT WRITTEN INSTRUCTIONS FROM THE ARCHITECT.
5. CONTRACTOR SHALL INSTALL GYPSUM BOARD FURRING TO ACCOMMODATE DEPTH OF FIRE EXTINGUISHER CABINET/HOSE CABINET, ELECTRICAL PANEL BOARDS, AND OTHER ITEMS INDICATED ON DRAWINGS AS RECESSED INTO GYPSUM BOARD CONSTRUCTION. CONTRACTOR SHALL COORDINATE DEPTH AND SIZE OF RECESS REQUIRED WITH SPECIFIED EQUIPMENT.
6. EXPOSED GYPSUM BOARD EDGES SHALL HAVE METAL TRIM. PROVIDE CORNER BEADS ALONG FULL LENGTH OF OUTSIDE CORNERS AND J BEADS ALONG ENDS OF GYPSUM BOARD.
7. SLOPE TO FLOOR DRAINS NOT TO EXCEED 1:48 IN ALL DIRECTIONS.
8. U.N.O. FLOOR DRAINS TO BE IN THE GEOMETRIC CENTER OF ROOM.

## KEYNOTES

NOTE: KEYNOTE NUMBERING IS FOR ORGANIZATIONAL PURPOSES ONLY AND NOT INTENDED TO REFERENCE A SPECIFIC CSI DIVISION

| NUMBER | DESCRIPTION |
|---|---|
| 0400.01 | SINGLE SOURCE THIN BRICK VENEER SYSTEM. ARRISCRAFT. MIN 2" XPS INSULATION WITH DRAINAGE PLANE PER MANF. RECOMMENDATION AND MIN REQ'D R-VALUE. RE: ELEVATIONS AND FINISH SCHEDULE FOR BRICK TYPE. |
| 0510.01 | SOLE SOURCE PRE-ENGINEERED STRUCTURAL METAL FRAMING WITH HIGH PERFORMANCE STEEL COATING |
| 0740.02 | KINGSPAN 4" UNIQUAD POLYCARBONATE PANEL SYSTEM WITH ICE WHITE MATTE PANELS AND ANODIZED BLACK FRAME. PROVIDE INTERMEDIATE MULLIONS. PROVIDE MANUFACURER SIGNED AND SEALED STRUCTURAL ANALYSIS. |
| 0840.01 | STOREFRONT WITH INSULATED GLASS - REFER TO STOREFRONT SCHEDULE FOR PRODUCT TYPE - PROVIDE MANUFACTURER RECOMENDED FRAMING PER STRUCTURAL WIND LOADING REQUIREMENTS. REFER TO STOREFRONT SCHEDULE FOR FRAME FINISH. ALL EXTERIOR GLAZING TO BE GL-01 U.O.N. REFER TO GENERAL NOTES FOR TEMPERED GLAZING REQUIREMENTS |
| 0840.02 | INTERIOR GLAZED WALL - FULLY TEMPERRED GL-02T - RACO INTERIS OR SIMILAR |
| 2250.01 | RE: AQUATICS |




FLOOR PLAN - SECTOR C 1
1/8" = 1'-0"

SEAL

CLIENT

City of West Memphis
205 Redding St. West
Memphis, AR 72301

DRAWING ISSUE

| No. | DATE | DESCRIPTION |
|---|---|---|
| | 2025-01-17 | ISSUE FOR DESIGN DEVELOPMENT |
| | 2025-03-14 | 75% CONSTRUCTION DOCUMENT PROGRESS |

ARCHITECT

PROJECT LUONG
HOUSTON +1 346 708 8241
820 Gessner Rd., Suite 775, Houston, TX 77024
SAN ANTONIO +1 726 245 1378
700 N. St. Mary's St., Suite 1400, San Antonio, TX 78205
SANTA MONICA +1 213 394 7230
730 Arizona Ave., Santa Monica, CA 90401
TBAE REG. No. BR 4215
Projectluong.com

CONSULTANT

JOB INFO

CITY OF WEST MEMPHIS
RECREATION CENTER
ST HWY 191/I-40 SERV
West Memphis, AR 72301

JOB No.: WESCIT00561

SHEET TITLE
FLOOR PLAN - SECTOR C

SHEET NUMBER
A-105

FILE PATH: Autodesk Docs://City of West Memphis Recreation Center/AMR_BLDG A_R&C_ARCH.rvt
DATE PRINTED: 3/25/2025 2:26:37 AM

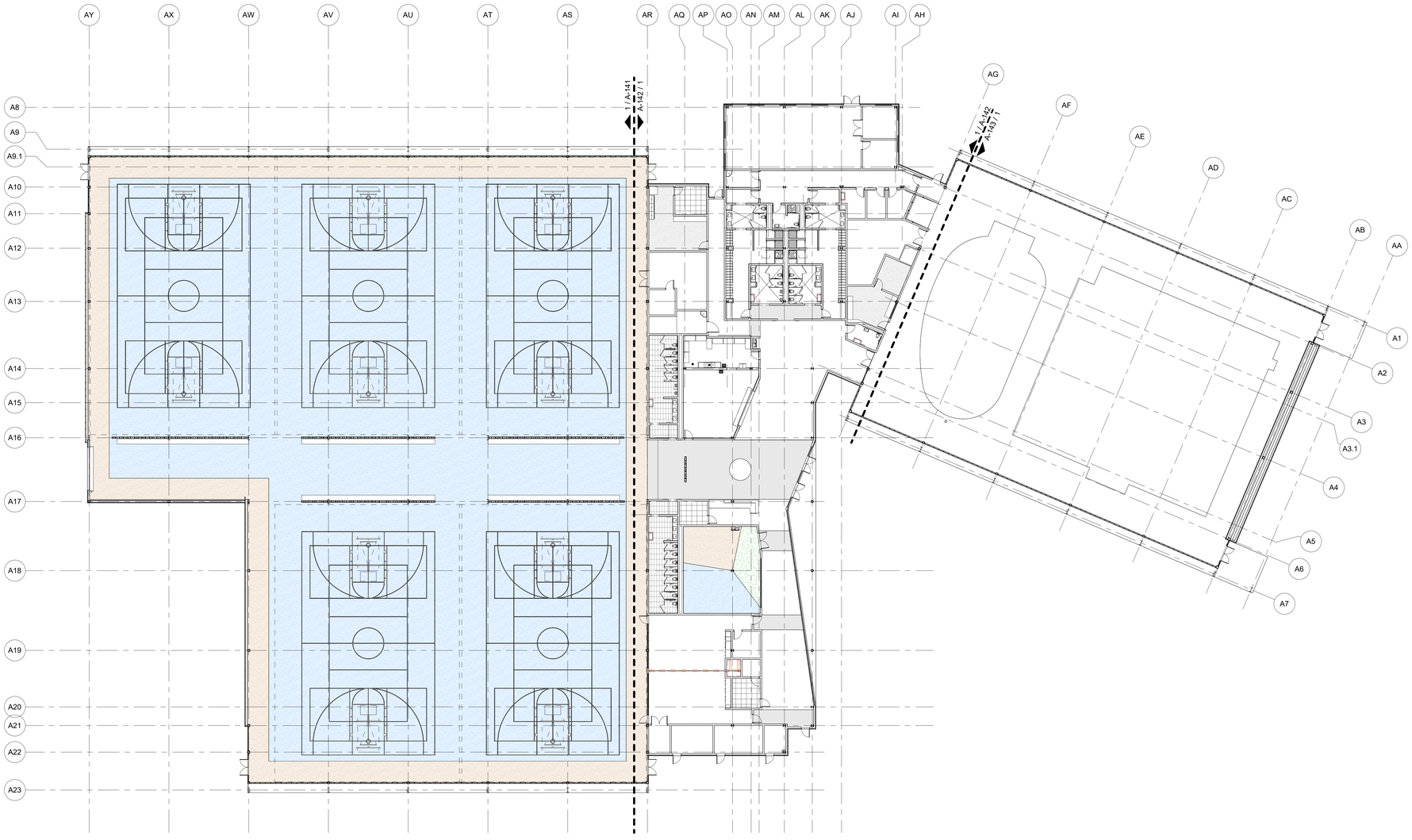
A.M.D.G.

## GENERAL NOTES - FINISHES

1. ALL WALL/CEILING MATERIALS SHALL MEET FLAME SPREAD CLASS REQUIRED PER IBC TABLE 803.9
2. REFER TO EXTERIOR/INTERIOR ELEVATION SHEETS FOR ADDITIONAL FINISH INFORMATION.
3. FINISH SCHEDULE DESIGNATIONS FOLLOW PLAN NORTH.
4. REFER TO REFLECTED CEILING PLANS FOR CEILING TYPES AND HEIGHTS.
5. PROVIDE 5% ATTIC STOCK ON ALL FLOORING, WALL TILES, AND WALL COVERINGS.
6. ALL WALLS TO RECEIVE ONE (1) COAT PRIMER AND TWO (2) COATS PAINT.
7. ALL PAINT SHALL BE APPLIED IN ACCORDANCE TO THE MANUFACTURER'S SPECIFICATIONS AND PROJECT SPECIFICATIONS FOR THE APPLIED SURFACE.
8. CARPET SHALL NOT RECEIVE ANY TRAFFIC FOR 24 HOURS AFTER INSTALLATION. ENSURE CARPET FOR EACH FLOOR COMES FROM THE SAME DYE LOT.
9. CARPET TO BE INSTALLED PER MANUFACTURER'S RECOMMENDATIONS.
10. ALL RUBBER TRANSITIONS / REDUCER STRIPS TO MATCH CARPET IN COLOR. SUBMIT FOR ARCHITECT APPROVAL
11. ALL VINYL FLOORING TO BE INSTALLED, CLEANED, STRIPPED, AND WAXED PER MANUFACTURER'S RECOMENDATIONS. FLOORING SHALL NOT RECEIVE ANY TRAFFIC FOR 24 HOURS AFTER INSTALLATION AND NO HEAVY WEIGHT TRAFFIC FOR 48 HOURS.
12. ALL CHANGES IN FLOOR MATERIAL BETWEEN ROOM SHALL OCCUR AT THE CENTER LINE OF THE DOOR U.N.O.
13. GROUT COLOR TO MATCH ADJACENT STONE / TILES. ALL STONE TILE SURFACES TO BE FLUSH. NO ABRUPT LIPS OR EDGES. SUBMIT SAMPLE FOR ARCHITECT APPROVAL.
14. ENSURE ALL FABRIC WALL COVERINGS COME FROM THE SAME DYE LOT. ALL FABRICS TO BE CLASS A AND FLAME RETARDANT U.N.O.
15. INSTALL WALL COVERINGS PER MANUFACTURER'S RECOMMENDATIONS FOR EACH TYPE OF FABRIC (DIRECT GLUE, WRAPPED PANELS, ETC.) GENERAL CONTRACTOR TO COORDINATE APPROPRIATE METHOD OF INSTALLATION.
16. IN LOCATIONS WHERE DIRECT GLUE VINYL WALL COVERINGS TERMINATE AT REVEAL, WALL COVERING IS TO WRAP INTO THE REVEAL U.N.O.
17. PROVIDE PAPER BACKER FOR DIRECT GLUE INSTALLATION, UNBACKED FOR WRAPPED PANEL APPLICATION.
18. ALL EXTERIOR CONCRETE TO RECEIVE CN01

## GENERAL NOTES - FLOOR PLAN

1. REFER TO G SERIES FOR ALL PROJECT INFORMATION, ACCESSIBILITY STANDARDS, AND STANDARD MOUNTING HEIGHTS.
2. GENERAL CONTRACTOR TO PROVIDE AND COORDINATE WOOD BLOCKING REQUIREMENTS FOR ALL MILLWORK AND VISUAL DISPLAY SURFACES.
3. DO NOT SCALE DRAWINGS. WRITTEN DIMENSIONS GOVERN PARTITION LOCATIONS, DIMENSIONS, TYPES, DOORS, AND WINDOWS SHALL BE AS SHOWN ON THE FLOOR PLAN. IN CASE OF CONFLICT, NOTIFY ARCHITECT FOR WRITTEN CLARIFICATIONS PRIOR TO PROCEEDING WITH CONSTRUCTION. FLOOR PLANS BY ARCHITECT SUPERCEDE OTHER PLANS FOR LAYOUT.
4. PARTITIONS ARE DIMENSIONED FROM FACE OF GYP TO FACE OF GYP, U.N.O. DIMENSIONS MARKED "CLEAR" SHALL BE MAINTAINED AND SHALL ALLOW FOR THICKNESS OF FINISHES INCLUDING CARPET, TILE, VCT, ETC., CONTRACTOR SHALL NOT ADJUST DIMENSIONS WITHOUT WRITTEN INSTRUCTIONS FROM THE ARCHITECT.
5. CONTRACTOR SHALL INSTALL GYPSUM BOARD FURRING TO ACCOMMODATE DEPTH OF FIRE EXTINGUISHER CABINET/HOSE CABINET, ELECTRICAL PANEL BOARDS, AND OTHER ITEMS INDICATED ON DRAWINGS AS RECESSED INTO GYPSUM BOARD CONSTRUCTION. CONTRACTOR SHALL COORDINATE DEPTH AND SIZE OF RECESS REQUIRED WITH SPECIFIED EQUIPMENT.
6. EXPOSED GYPSUM BOARD EDGES SHALL HAVE METAL TRIM. PROVIDE CORNER BEADS ALONG FULL LENGTH OF OUTSIDE CORNERS AND J BEADS ALONG ENDS OF GYPSUM BOARD.
7. SLOPE TO FLOOR DRAINS NOT TO EXCEED 1:48 IN ALL DIRECTIONS.
8. U.N.O. FLOOR DRAINS TO BE IN THE GEOMETRIC CENTER OF ROOM.




## LEGEND - FINISHES

- POOL DECK PT06
- SEALED CONCRETE CN01
- STAINED SEALED CONCRETE CN02
- CARPET CP01
- LVT RS01
- FITNESS FLOORING RS02
- FITNESS FLOORING RS03
- FITNESS FLOORING RS04
- TILE FLOORING
- SHOWER TILE

## KEYNOTES

NOTE: KEYNOTE NUMBERING IS FOR ORGANIZATIONAL PURPOSES ONLY AND NOT INTENDED TO REFERENCE A SPECIFIC CSI DIVISION

| NUMBER | DESCRIPTION |
|---|---|

FINISH PLAN 1
1/16" = 1'-0"

SEAL

CLIENT

City of West Memphis
205 Redding St. West
Memphis, AR 72301

DRAWING ISSUE

| No. | DATE | DESCRIPTION |
|---|---|---|
| | 2025-01-17 | ISSUE FOR DESIGN DEVELOPMENT |
| | 2025-03-19 | CONSTRUCTION DOCUMENT PROGRESS |

ARCHITECT


PROJECT LUONG
820 Gessner Rd., Suite 775, Houston, TX 77024 +1 346 708 8241
700 N. St. Mary's St., Suite 1400, San Antonio, TX 78205 +1 726 245 1378
730 Arizona Ave., Santa Monica, CA 90401 +1 213 394 7230
Projectluong.com
HOUSTON SAN ANTONIO SANTA MONICA
TBAE REG. No. BR-4215


CONSULTANT

JOB INFO

CITY OF WEST MEMPHIS
RECREATION CENTER
ST HWY 191/I-40 SERV
West Memphis, AR 72301

JOB No.: WESCIT00561

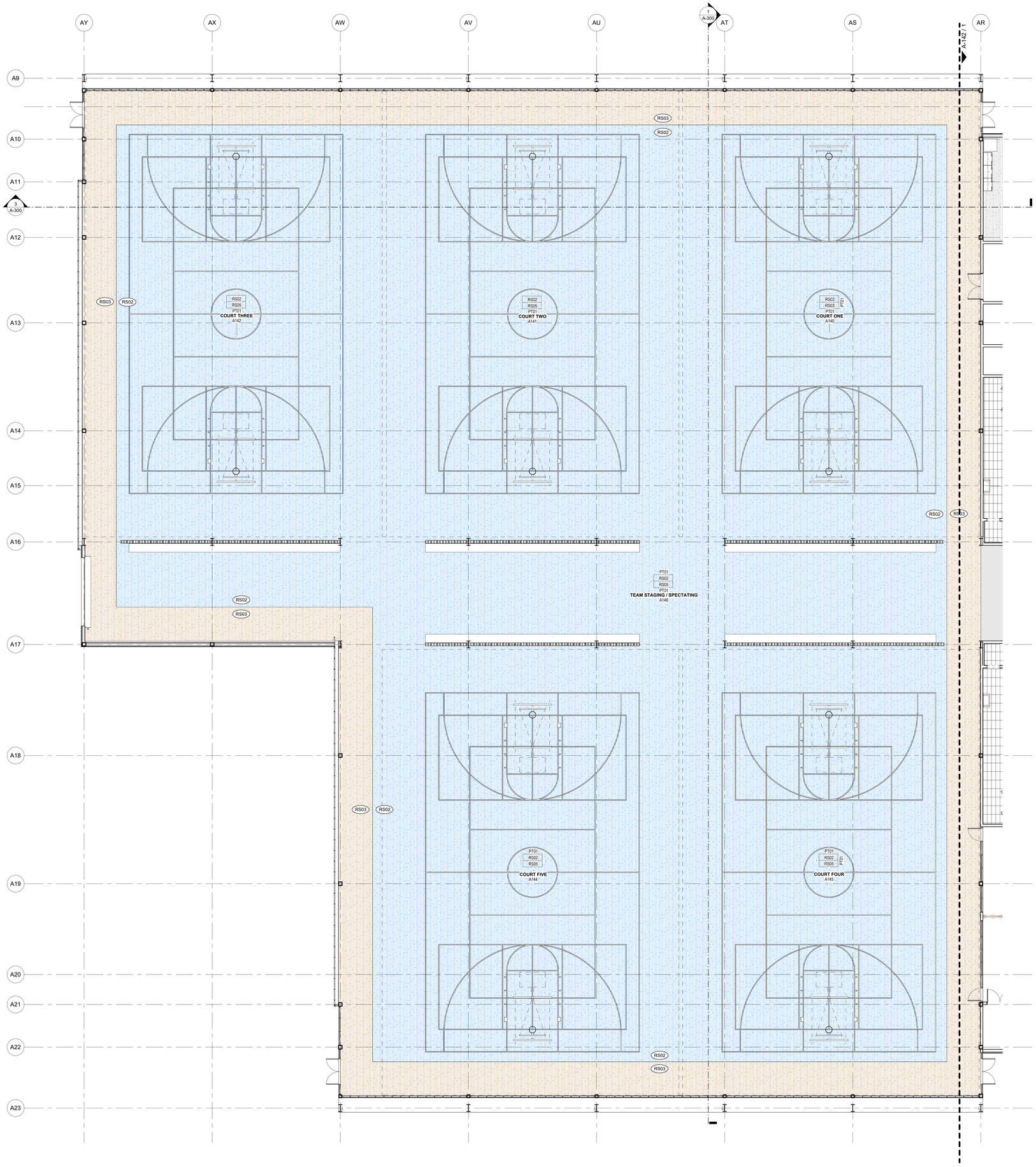
SHEET TITLE

FINISH PLAN

SHEET NUMBER

A-140


FILE PATH: Autodesk Docs://City of West Memphis Recreation Center/WR_BLDG_A_INC_ARCH.rvt
DATE PRINTED: 3/31/2025 5:47:02 AM




FINISH PLAN - SECTOR A
1/8" = 1'-0"

1

## GENERAL NOTES - FINISHES

1. ALL WALL/CEILING MATERIALS SHALL MEET FLAME SPREAD CLASS REQUIRED PER IBC TABLE 803.9.
2. REFER TO EXTERIOR/INTERIOR ELEVATION SHEETS FOR ADDITIONAL FINISH INFORMATION.
3. FINISH SCHEDULE DESIGNATIONS FOLLOW PLAN NORTH.
4. REFER TO REFLECTED CEILING PLANS FOR CEILING TYPES AND HEIGHTS.
5. PROVIDE 5% ATTIC STOCK ON ALL FLOORING, WALL TILES, AND WALL COVERINGS.
6. ALL WALLS TO RECEIVE ONE (1) COAT PRIMER AND TWO (2) COATS PAINT.
7. ALL PAINT SHALL BE APPLIED IN ACCORDANCE TO THE MANUFACTURER'S SPECIFICATIONS AND PROJECT SPECIFICATIONS FOR THE APPLIED SURFACE.
8. CARPET SHALL NOT RECEIVE ANY TRAFFIC FOR 24 HOURS AFTER INSTALLATION. ENSURE CARPET FOR EACH FLOOR COMES FROM THE SAME DYE LOT.
9. CARPET TO BE INSTALLED PER MANUFACTURER'S RECOMMENDATIONS.
10. ALL RUBBER TRANSITIONS / REDUCER STRIPS TO MATCH CARPET IN COLOR. SUBMIT FOR ARCHITECT APPROVAL.
11. ALL VINYL FLOORING TO BE INSTALLED, CLEANED, STRIPPED, AND WAXED PER MANUFACTURER'S RECOMENDATIONS. FLOORING SHALL NOT RECEIVE ANY TRAFFIC FOR 24 HOURS AFTER INSTALLATION AND NO HEAVY WEIGHT TRAFFIC FOR 48 HOURS.
12. ALL CHANGES IN FLOOR MATERIAL BETWEEN ROOM SHALL OCCUR AT THE CENTER LINE OF THE DOOR U.N.O.
13. GROUT COLOR TO MATCH ADJACENT STONE / TILES. ALL STONE TILE SURFACES TO BE FLUSH. NO ABRUPT LIPS OR EDGES. SUBMIT SAMPLE FOR ARCHITECT APPROVAL.
14. ENSURE ALL FABRIC WALL COVERINGS COME FROM THE SAME DYE LOT. ALL FABRICS TO BE CLASS A AND FLAME RETARDANT U.N.O.
15. INSTALL WALL COVERINGS PER MANUFACTURER'S RECOMMENDATIONS FOR EACH TYPE OF FABRIC (DIRECT GLUE, WRAPPED PANELS, ETC.) GENERAL CONTRACTOR TO COORDINATE APPROPRIATE METHOD OF INSTALLATION.
16. IN LOCATIONS WHERE DIRECT GLUE VINYL WALL COVERINGS TERMINATE AT REVEAL, WALL COVERING IS TO WRAP INTO THE REVEAL U.N.O.
17. PROVIDE PAPER BACKER FOR DIRECT GLUE INSTALLATION, UNBACKED FOR WRAPPED PANEL APPLICATION.
18. ALL EXTERIOR CONCRETE TO RECEIVE CN01

## GENERAL NOTES - FLOOR PLAN

1. REFER TO G SERIES FOR ALL PROJECT INFORMATION, ACCESSIBILITY STANDARDS, AND STANDARD MOUNTING HEIGHTS.
2. GENERAL CONTRACTOR TO PROVIDE AND COORDINATE WOOD BLOCKING REQUIREMENTS FOR ALL MILLWORK AND VISUAL DISPLAY SURFACES.
3. DO NOT SCALE DRAWINGS. WRITTEN DIMENSIONS GOVERN PARTITION LOCATIONS, DIMENSIONS, TYPES, DOORS, AND WINDOWS SHALL BE AS SHOWN ON THE FLOOR PLAN. IN CASE OF CONFLICT, NOTIFY ARCHITECT FOR WRITTEN CLARIFICATIONS PRIOR TO PROCEEDING WITH CONSTRUCTION. FLOOR PLANS BY ARCHITECT SUPERCEDE OTHER PLANS FOR LAYOUT.
4. PARTITIONS ARE DIMENSIONED FROM FACE OF GYP TO FACE OF GYP, U.N.O. DIMENSIONS MARKED "CLEAR" SHALL BE MAINTAINED AND SHALL ALLOW FOR THICKNESS OF FINISHES INCLUDING CARPET, TILE, VCT, ETC., CONTRACTOR SHALL NOT ADJUST DIMENSIONS WITHOUT WRITTEN INSTRUCTIONS FROM THE ARCHITECT.
5. CONTRACTOR SHALL INSTALL GYPSUM BOARD FURRING TO ACCOMMODATE DEPTH OF FIRE EXTINGUISHER CABINET/HOSE CABINET, ELECTRICAL PANEL BOARDS, AND OTHER ITEMS INDICATED ON DRAWINGS AS RECESSED INTO GYPSUM BOARD CONSTRUCTION. CONTRACTOR SHALL COORDINATE DEPTH AND SIZE OF RECESS REQUIRED WITH SPECIFIED EQUIPMENT.
6. EXPOSED GYPSUM BOARD EDGES SHALL HAVE METAL TRIM. PROVIDE CORNER BEADS ALONG FULL LENGTH OF OUTSIDE CORNERS AND J BEADS ALONG ENDS OF GYPSUM BOARD.
7. SLOPE TO FLOOR DRAINS NOT TO EXCEED 1:48 IN ALL DIRECTIONS.
8. U.N.O. FLOOR DRAINS TO BE IN THE GEOMETRIC CENTER OF ROOM.

## LEGEND - FINISHES

- POOL DECK PT06
- SEALED CONCRETE CN01
- STAINED SEALED CONCRETE CN02
- CARPET CP01
- LVT RS01
- FITNESS FLOORING RS02
- FITNESS FLOORING RS03
- FITNESS FLOORING RS04
- TILE FLOORING
- SHOWER TILE

## KEYNOTES

NOTE: KEYNOTE NUMBERING IS FOR ORGANIZATIONAL PURPOSES ONLY AND NOT INTENDED TO REFERENCE A SPECIFIC CSI DIVISION

| NUMBER | DESCRIPTION |
|---|---|

SEAL

CLIENT

City of West Memphis
205 Redding St. West
Memphis, AR 72301

DRAWING ISSUE

| No. | DATE | DESCRIPTION |
|---|---|---|
| | 2025-01-17 | ISSUE FOR DESIGN DEVELOPMENT |
| | 2025-03-14 | CONSTRUCTION DOCUMENT PROGRESS |

ARCHITECT

PROJECT LUONG
HOUSTON
820 Gessner Rd., Suite 775, Houston, TX 77024
+1 346 708 8241
SAN ANTONIO
700 N. St. Mary's St., Suite 1400, San Antonio, TX 78205
+1 726 245 1378
SANTA MONICA
730 Arizona Ave., Santa Monica, CA 90401
+1 213 394 7230
TBAE REG. No. BR 4215
Projectluong.com

CONSULTANT

JOB INFO

CITY OF WEST MEMPHIS
RECREATION CENTER
ST HWY 191/I-40 SERV
West Memphis, AR 72301

JOB No.: WESCIT00561

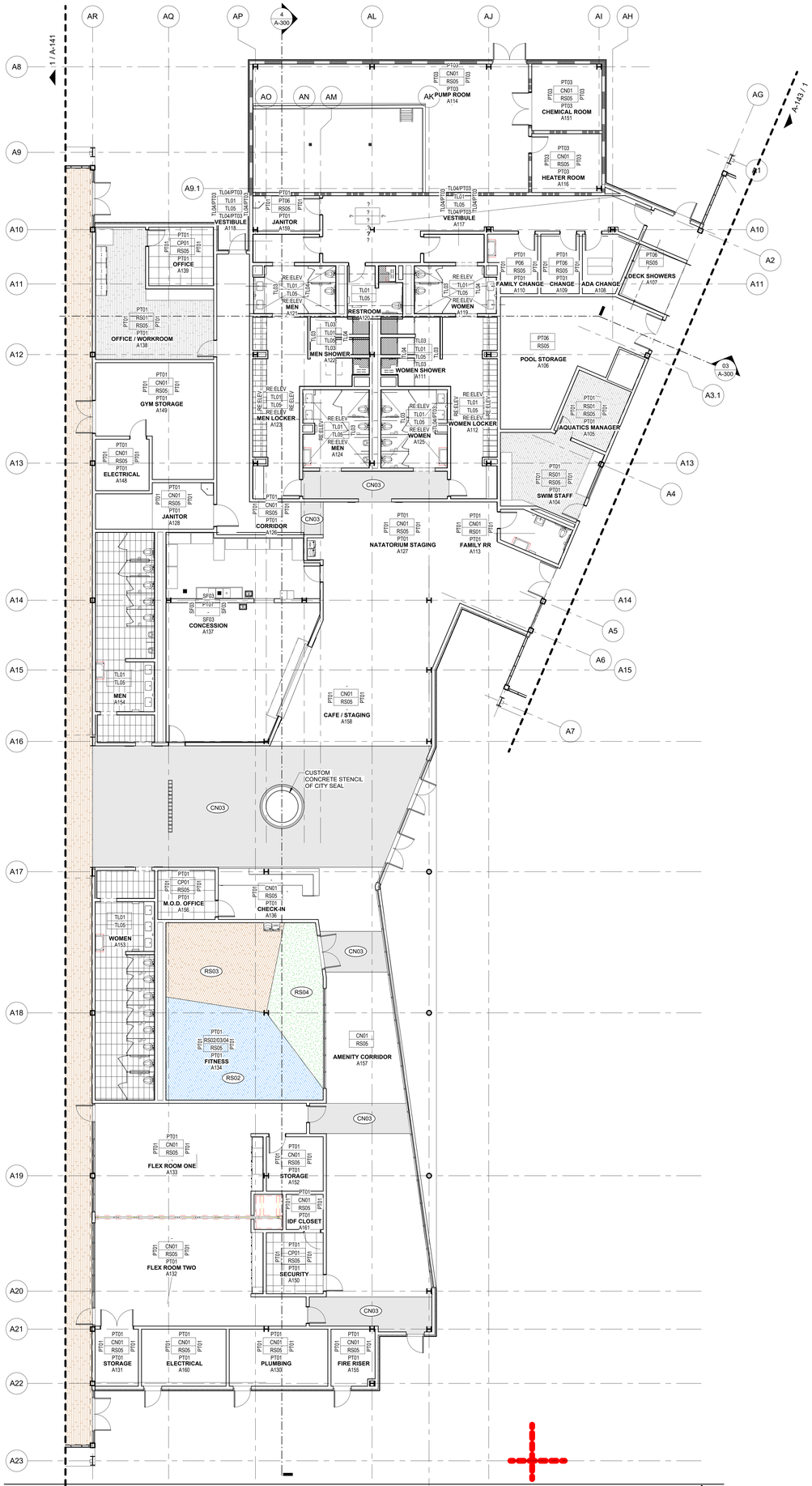
SHEET TITLE

FINISH PLAN - SECTOR A

SHEET NUMBER

A-141

A.M.O.G.
FILE PATH: ...\Luong Dropbox\City of West Memphis Recreation Center\WMR_BLDG A_INIC_ARCH.rvt
DATE PRINTED: 3/27/2025 9:57:34 AM




## GENERAL NOTES - FINISHES

1. ALL WALL/CEILING MATERIALS SHALL MEET FLAME SPREAD CLASS REQUIRED PER IBC TABLE 803.9.
2. REFER TO EXTERIOR/INTERIOR ELEVATION SHEETS FOR ADDITIONAL FINISH INFORMATION.
3. FINISH SCHEDULE DESIGNATIONS FOLLOW PLAN NORTH.
4. REFER TO REFLECTED CEILING PLANS FOR CEILING TYPES AND HEIGHTS.
5. PROVIDE 5% ATTIC STOCK ON ALL FLOORING, WALL TILES, AND WALL COVERINGS.
6. ALL WALLS TO RECEIVE ONE (1) COAT PRIMER AND TWO (2) COATS PAINT.
7. ALL PAINT SHALL BE APPLIED IN ACCORDANCE TO THE MANUFACTURER'S SPECIFICATIONS AND PROJECT SPECIFICATIONS FOR THE APPLIED SURFACE.
8. CARPET SHALL NOT RECEIVE ANY TRAFFIC FOR 24 HOURS AFTER INSTALLATION. ENSURE CARPET FOR EACH FLOOR COMES FROM THE SAME DYE LOT.
9. CARPET TO BE INSTALLED PER MANUFACTURER'S RECOMMENDATIONS.
10. ALL RUBBER TRANSITIONS / REDUCER STRIPS TO MATCH CARPET IN COLOR. SUBMIT FOR ARCHITECT APPROVAL.
11. ALL VINYL FLOORING TO BE INSTALLED, CLEANED, STRIPPED, AND WAXED PER MANUFACTURER'S RECOMENDATIONS. FLOORING SHALL NOT RECEIVE ANY TRAFFIC FOR 24 HOURS AFTER INSTALLATION AND NO HEAVY WEIGHT TRAFFIC FOR 48 HOURS.
12. ALL CHANGES IN FLOOR MATERIAL BETWEEN ROOM SHALL OCCUR AT THE CENTER LINE OF THE DOOR U.N.O.
13. GROUT COLOR TO MATCH ADJACENT STONE / TILES. ALL STONE TILE SURFACES TO BE FLUSH. NO ABRUPT LIPS OR EDGES. SUBMIT SAMPLE FOR ARCHITECT APPROVAL.
14. ENSURE ALL FABRIC WALL COVERINGS COME FROM THE SAME DYE LOT. ALL FABRICS TO BE CLASS A AND FLAME RETARDANT U.N.O.
15. INSTALL WALL COVERINGS PER MANUFACTURER'S RECOMMENDATIONS FOR EACH TYPE OF FABRIC (DIRECT GLUE, WRAPPED PANELS, ETC.) GENERAL CONTRACTOR TO COORDINATE APPROPRIATE METHOD OF INSTALLATION.
16. IN LOCATIONS WHERE DIRECT GLUE VINYL WALL COVERINGS TERMINATE AT REVEAL, WALL COVERING IS TO WRAP INTO THE REVEAL U.N.O.
17. PROVIDE PAPER BACKER FOR DIRECT GLUE INSTALLATION, UNBACKED FOR WRAPPED PANEL APPLICATION.
18. ALL EXTERIOR CONCRETE TO RECEIVE CN01

## GENERAL NOTES - FLOOR PLAN

1. REFER TO G SERIES FOR ALL PROJECT INFORMATION, ACCESSIBILITY STANDARDS, AND STANDARD MOUNTING HEIGHTS.
2. GENERAL CONTRACTOR TO PROVIDE AND COORDINATE WOOD BLOCKING REQUIREMENTS FOR ALL MILLWORK AND VISUAL DISPLAY SURFACES.
3. DO NOT SCALE DRAWINGS. WRITTEN DIMENSIONS GOVERN PARTITION LOCATIONS, DIMENSIONS, TYPES, DOORS, AND WINDOWS SHALL BE AS SHOWN ON THE FLOOR PLAN. IN CASE OF CONFLICT, NOTIFY ARCHITECT FOR WRITTEN CLARIFICATIONS PRIOR TO PROCEEDING WITH CONSTRUCTION. FLOOR PLANS BY ARCHITECT SUPERCEDE OTHER PLANS FOR LAYOUT.
4. PARTITIONS ARE DIMENSIONED FROM FACE OF GYP TO FACE OF GYP, U.N.O. DIMENSIONS MARKED "CLEAR" SHALL BE MAINTAINED AND SHALL ALLOW FOR THICKNESS OF FINISHES INCLUDING CARPET, TILE, VCT, ETC., CONTRACTOR SHALL NOT ADJUST DIMENSIONS WITHOUT WRITTEN INSTRUCTIONS FROM THE ARCHITECT.
5. CONTRACTOR SHALL INSTALL GYPSUM BOARD FURRING TO ACCOMMODATE DEPTH OF FIRE EXTINGUISHER CABINET/HOSE CABINET, ELECTRICAL PANEL BOARDS, AND OTHER ITEMS INDICATED ON DRAWINGS AS RECESSED INTO GYPSUM BOARD CONSTRUCTION. CONTRACTOR SHALL COORDINATE DEPTH AND SIZE OF RECESS REQUIRED WITH SPECIFIED EQUIPMENT.
6. EXPOSED GYPSUM BOARD EDGES SHALL HAVE METAL TRIM. PROVIDE CORNER BEADS ALONG FULL LENGTH OF OUTSIDE CORNERS AND J BEADS ALONG ENDS OF GYPSUM BOARD.
7. SLOPE TO FLOOR DRAINS NOT TO EXCEED 1:48 IN ALL DIRECTIONS.
8. U.N.O. FLOOR DRAINS TO BE IN THE GEOMETRIC CENTER OF ROOM.

## LEGEND - FINISHES

- POOL DECK PT06
- SEALED CONCRETE CN01
- STAINED SEALED CONCRETE CN02
- CARPET CP01
- LVT RS01
- FITNESS FLOORING RS02
- FITNESS FLOORING RS03
- FITNESS FLOORING RS04
- TILE FLOORING
- SHOWER TILE

## KEYNOTES

NOTE: KEYNOTE NUMBERING IS FOR ORGANIZATIONAL PURPOSES ONLY AND NOT INTENDED TO REFERENCE A SPECIFIC CSI DIVISION

| NUMBER | DESCRIPTION |
|---|---|

SEAL

CLIENT

City of West Memphis
205 Redding St. West
Memphis, AR 72301

DRAWING ISSUE

| No. | DATE | DESCRIPTION |
|---|---|---|
| 1 | 2020-01-17 | ISSUE FOR DESIGN DEVELOPMENT |
| 2 | 2020-03-16 | 75% CONSTRUCTION DOCUMENTS PROGRESS |

ARCHITECT

PROJECT LUONG
HOUSTON
SAN ANTONIO
SANTA MONICA
TBAE REG. No. BR-4215

820 Gessner Rd., Suite 775, Houston, TX 77024 +1 346 708 8241
700 N. St. Mary's St., Suite 1400, San Antonio, TX 78205 +1 726 245 1378
730 Arizona Ave., Santa Monica, CA 90401 +1 213 394 7230
Projectluong.com

CONSULTANT

JOB INFO

CITY OF WEST MEMPHIS
RECREATION CENTER
ST HWY 191/I-40 SERV
West Memphis, AR 72301

JOB No.: WESCIT00561

SHEET TITLE

FINISH PLAN - SECTOR B

SHEET NUMBER

A-142

A.M.D.G.
FILE PATH: Autodesk Docs://City of West Memphis Recreation Center/ARE_BLDG_A_Rev_ARCH.rvt
DATE PRINTED: 3/31/2020 5:07:17 PM

A.M.D.G.

## GENERAL NOTES - FINISHES

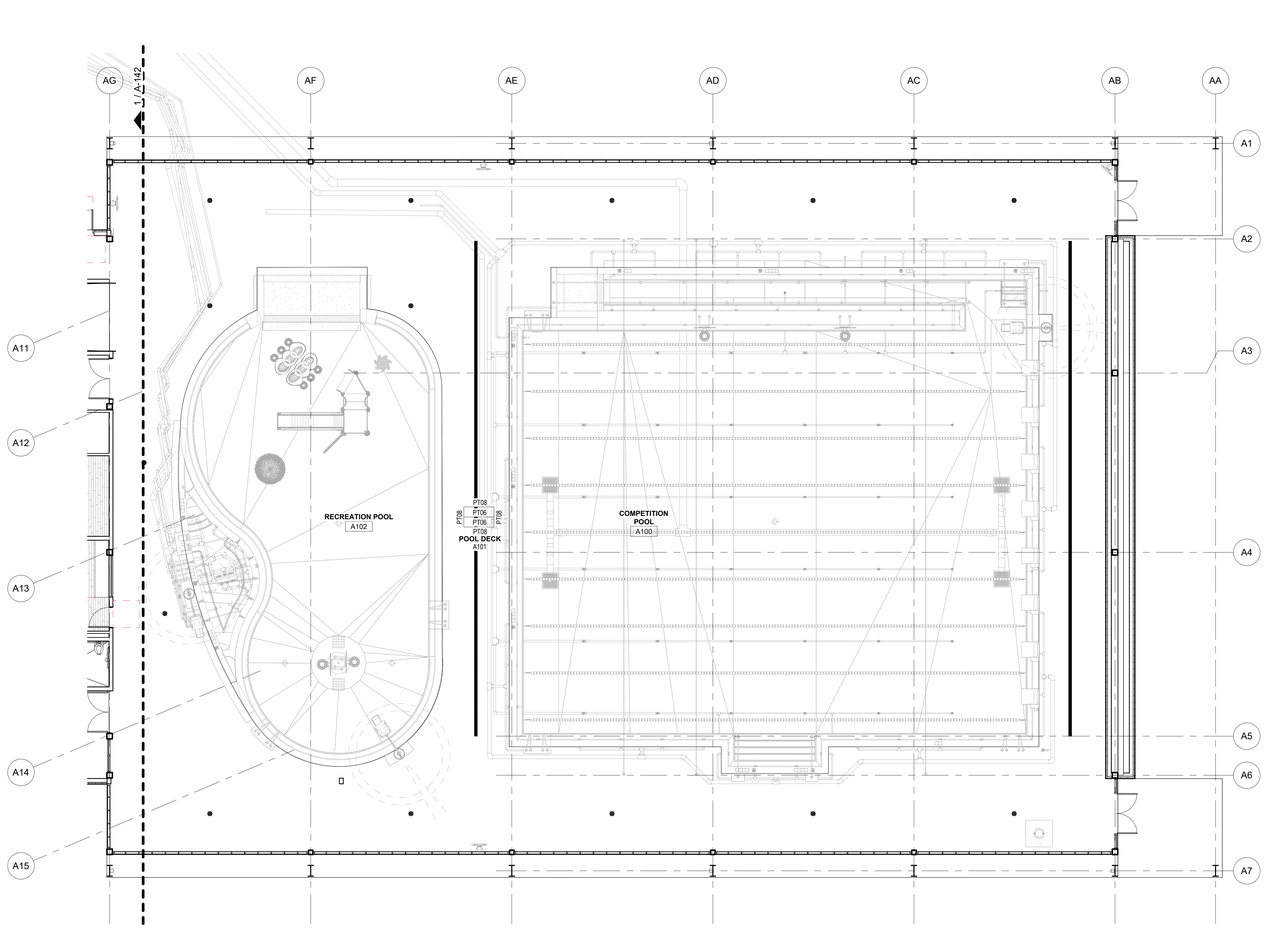
1. ALL WALL/CEILING MATERIALS SHALL MEET FLAME SPREAD CLASS REQUIRED PER IBC TABLE 803.9.
2. REFER TO EXTERIOR/INTERIOR ELEVATION SHEETS FOR ADDITIONAL FINISH INFORMATION.
3. FINISH SCHEDULE DESIGNATIONS FOLLOW PLAN NORTH.
4. REFER TO REFLECTED CEILING PLANS FOR CEILING TYPES AND HEIGHTS.
5. PROVIDE 5% ATTIC STOCK ON ALL FLOORING, WALL TILES, AND WALL COVERINGS.
6. ALL WALLS TO RECEIVE ONE (1) COAT PRIMER AND TWO (2) COATS PAINT.
7. ALL PAINT SHALL BE APPLIED IN ACCORDANCE TO THE MANUFACTURER'S SPECIFICATIONS AND PROJECT SPECIFICATIONS FOR THE APPLIED SURFACE.
8. CARPET SHALL NOT RECEIVE ANY TRAFFIC FOR 24 HOURS AFTER INSTALLATION. ENSURE CARPET FOR EACH FLOOR COMES FROM THE SAME DYE LOT.
9. CARPET TO BE INSTALLED PER MANUFACTURER'S RECOMMENDATIONS.
10. ALL RUBBER TRANSITIONS / REDUCER STRIPS TO MATCH CARPET IN COLOR. SUBMIT FOR ARCHITECT APPROVAL
11. ALL VINYL FLOORING TO BE INSTALLED, CLEANED, STRIPPED, AND WAXED PER MANUFACTURER'S RECOMENDATIONS. FLOORING SHALL NOT RECEIVE ANY TRAFFIC FOR 24 HOURS AFTER INSTALLATION AND NO HEAVY WEIGHT TRAFFIC FOR 48 HOURS.
12. ALL CHANGES IN FLOOR MATERIAL BETWEEN ROOM SHALL OCCUR AT THE CENTER LINE OF THE DOOR U.N.O.
13. GROUT COLOR TO MATCH ADJACENT STONE / TILES. ALL STONE TILE SURFACES TO BE FLUSH. NO ABRUPT LIPS OR EDGES. SUBMIT SAMPLE FOR ARCHITECT APPROVAL.
14. ENSURE ALL FABRIC WALL COVERINGS COME FROM THE SAME DYE LOT. ALL FABRICS TO BE CLASS A AND FLAME RETARDANT U.N.O.
15. INSTALL WALL COVERINGS PER MANUFACTURER'S RECOMMENDATIONS FOR EACH TYPE OF FABRIC (DIRECT GLUE, WRAPPED PANELS, ETC.) GENERAL CONTRACTOR TO COORDINATE APPROPRIATE METHOD OF INSTALLATION.
16. IN LOCATIONS WHERE DIRECT GLUE VINYL WALL COVERINGS TERMINATE AT REVEAL, WALL COVERING IS TO WRAP INTO THE REVEAL U.N.O.
17. PROVIDE PAPER BACKER FOR DIRECT GLUE INSTALLATION, UNBACKED FOR WRAPPED PANEL APPLICATION.
18. ALL EXTERIOR CONCRETE TO RECEIVE CN01

## GENERAL NOTES - FLOOR PLAN

1. REFER TO G SERIES FOR ALL PROJECT INFORMATION, ACCESSIBILITY STANDARDS, AND STANDARD MOUNTING HEIGHTS.
2. GENERAL CONTRACTOR TO PROVIDE AND COORDINATE WOOD BLOCKING REQUIREMENTS FOR ALL MILLWORK AND VISUAL DISPLAY SURFACES.
3. DO NOT SCALE DRAWINGS. WRITTEN DIMENSIONS GOVERN PARTITION LOCATIONS, DIMENSIONS, TYPES, DOORS, AND WINDOWS SHALL BE AS SHOWN ON THE FLOOR PLAN. IN CASE OF CONFLICT, NOTIFY ARCHITECT FOR WRITTEN CLARIFICATIONS PRIOR TO PROCEEDING WITH CONSTRUCTION. FLOOR PLANS BY ARCHITECT SUPERCEDE OTHER PLANS FOR LAYOUT.
4. PARTITIONS ARE DIMENSIONED FROM FACE OF GYP TO FACE OF GYP, U.N.O. DIMENSIONS MARKED "CLEAR" SHALL BE MAINTAINED AND SHALL ALLOW FOR THICKNESS OF FINISHES INCLUDING CARPET, TILE, VCT, ETC., CONTRACTOR SHALL NOT ADJUST DIMENSIONS WITHOUT WRITTEN INSTRUCTIONS FROM THE ARCHITECT.
5. CONTRACTOR SHALL INSTALL GYPSUM BOARD FURRING TO ACCOMMODATE DEPTH OF FIRE EXTINGUISHER CABINET/HOSE CABINET, ELECTRICAL PANEL BOARDS, AND OTHER ITEMS INDICATED ON DRAWINGS AS RECESSED INTO GYPSUM BOARD CONSTRUCTION. CONTRACTOR SHALL COORDINATE DEPTH AND SIZE OF RECESS REQUIRED WITH SPECIFIED EQUIPMENT.
6. EXPOSED GYPSUM BOARD EDGES SHALL HAVE METAL TRIM. PROVIDE CORNER BEADS ALONG FULL LENGTH OF OUTSIDE CORNERS AND J BEADS ALONG ENDS OF GYPSUM BOARD.
7. SLOPE TO FLOOR DRAINS NOT TO EXCEED 1:48 IN ALL DIRECTIONS.
8. U.N.O. FLOOR DRAINS TO BE IN THE GEOMETRIC CENTER OF ROOM.

## LEGEND - FINISHES

- POOL DECK PT06
- SEALED CONCRETE CN01
- STAINED SEALED CONCRETE CN02
- CARPET CP01
- LVT RS01
- FITNESS FLOORING RS02
- FITNESS FLOORING RS03
- FITNESS FLOORING RS04
- TILE FLOORING
- SHOWER TILE




FINISH PLAN - SECTOR C 1
1/8" = 1'-0"

## KEYNOTES

NOTE: KEYNOTE NUMBERING IS FOR ORGANIZATIONAL PURPOSES ONLY AND NOT INTENDED TO REFERENCE A SPECIFIC CSI DIVISION

| NUMBER | DESCRIPTION |
|---|---|

SEAL

CLIENT

City of West Memphis
205 Redding St. West
Memphis, AR 72301

DRAWING ISSUE

| No. | DATE | DESCRIPTION |
|---|---|---|
| | 2025-01-17 | ISSUE FOR DESIGN DEVELOPMENT |
| | 2025-03-14 | CONSTRUCTION DOCUMENT PROGRESS |

ARCHITECT


PROJECT LUONG
HOUSTON
SAN ANTONIO
SANTA MONICA
TBAE REG. No. BR 4215
820 Gessner Rd., Suite 775, Houston, TX 77024 +1 346 708 8241
700 N. St. Mary's St., Suite 1400, San Antonio, TX 78205 +1 726 245 1378
730 Arizona Ave., Santa Monica, CA 90401 +1 213 394 7230
Projectluong.com


CONSULTANT

JOB INFO

CITY OF WEST MEMPHIS
RECREATION CENTER
ST HWY 191/I-40 SERV
West Memphis, AR 72301

JOB No.: WESCIT00561

SHEET TITLE

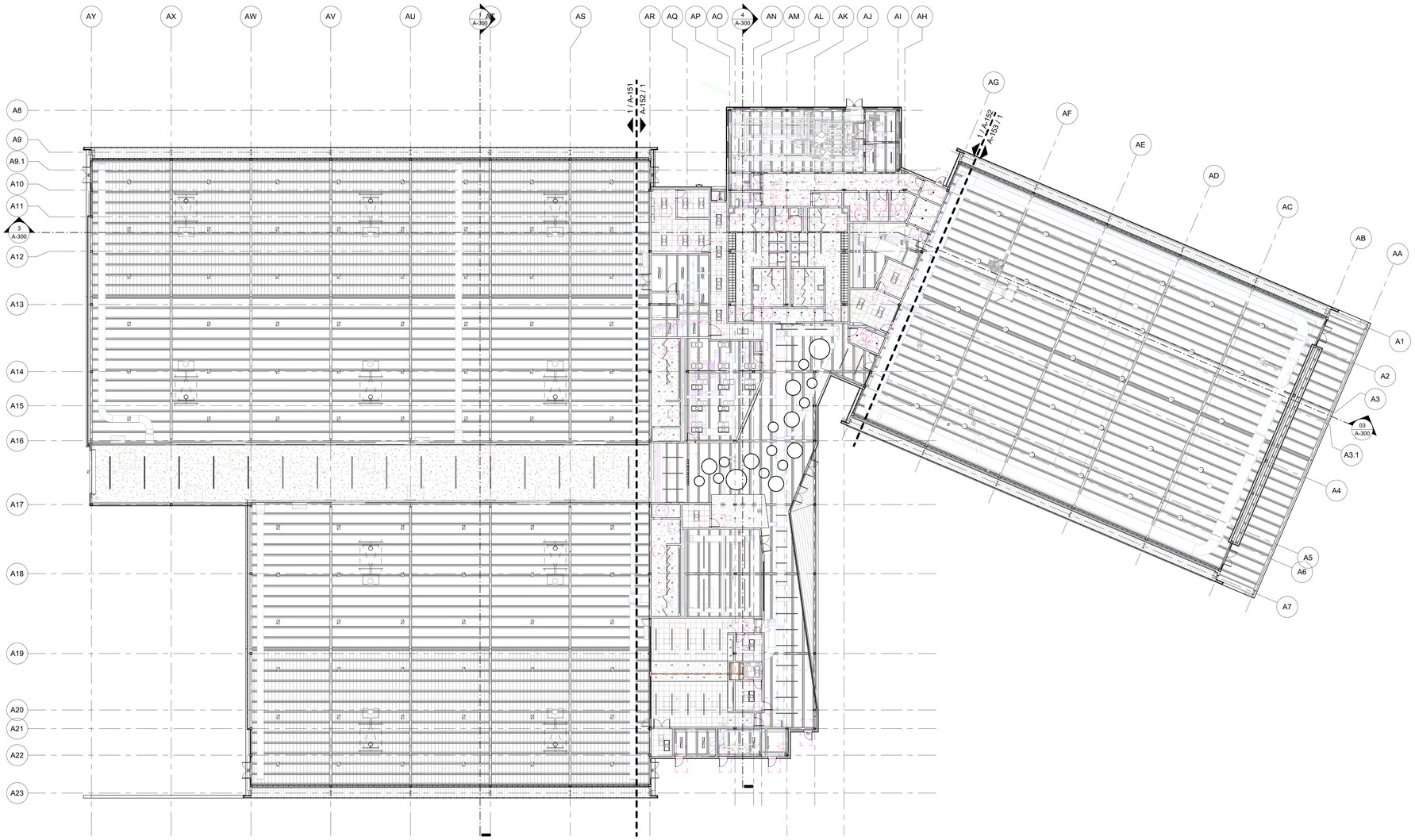
FINISH PLAN - SECTOR C

SHEET NUMBER

A-143


FILE PATH: ...\united Dcet\City of West Memphis Recreation Cente\RAR_BLDG_INC_ARCH.rvt
DATE PRINTED: 3/27/2025 9:57:14 AM

A.M.D.G.




## GENERAL NOTES - CEILING

1. REFER TO MEP DRAWINGS FOR LIGHTING SCHEDULES.
2. REFER TO MEP DRAWINGS FOR DESIGN OF THESE SYSTEMS: DUCT SIZES, CIRCUITING, PLUMBING, ETC. REFLECTED CEILING PLAN TO GOVERN LOCATION OF ITEMS INSTALLED IN CEILINGS. NOTIFY ARCHITECT OF ANY CONFLICTS.
3. REFER TO MEP DRAWINGS FOR EXIT LIGHTS, SWITCHES, AND ADA STROBE LOCATIONS, U.N.O. GENERAL CONTRACTOR TO COORDINATE WITH OWNER AND ARCHITECT FOR FINAL LOCATIONS OF ALL MEP, LIFE SAFETY, AND SECURITY DEVICES.
4. INSTALL LIGHT FIXTURES, OR OTHER CEILING ELEMENTS IN THE GEOMETRIC CENTER OF ROOM OR CENTER OF CORRIDOR, U.N.O.
5. INSTALL EXITS, EXIT LIGHTS, FIRE PROTECTIVE DEVICES, AND ALARMS IN CONFORMANCE WITH CODES AND ORDINANCES.
6. REFER TO LANDSCAPE AND ELECTRICAL DRAWINGS FOR SITE LIGHTING.
7. ALL DIMENSIONS ARE TO CENTER OF FIXTURES OR CENTERLINE OF MULTIPLE FIXTURES, U.N.O

## LEGEND - CEILINGS

- GYPSUM BOARD
- METAL SOFFIT
- 2x2 CEILING GRID
- 2X4 CEILING GRID
- OPEN TO STRUCTURE / INSULATION

## LEGEND - CEILING FIXTURES

- A - LINEAR HIGH BAY FIXTURE
- A1 - HIGH BAY FIXTURE
- B - 12' LINEAR SURFACE FIXTURE
- C - CONTINUOUS EXTERIOR LINEAR FIXTURE
- D - LINEAR WALL MOUNTED FIXTURE
- E - LINEAR PENDANT
- F - 24"x48" TROFFER FIXTURE
- F1 - 24"x48" TROFFER FIXTURE
- G - 4" DOWNLIGHT
- G1 - 4" DOWNLIGHT
- H - 8' LINEAR PENDANT FIXTURE
- I - 12' LINEAR PENDANT FIXTURE
- J - 23.6" ACOUSTIC PENDANT
- K - 35.4" ACOUSTIC PENDANT
- L - 47.2" ACOUSTIC PENDANT
- M - DECORATIVE PENDANT
- N - 4' LINEAR PENDANT FIXTURE
- O - 8' STORAGE LINEAR PENDANT FIXTURE
- O1 - 4' STORAGE LINEAR PENDANT FIXTURE
- P - 24"x48" RECESSED PANEL FIXTURE
- WP- WALL PACK

## KEYNOTES

NOTE: KEYNOTE NUMBERING IS FOR ORGANIZATIONAL PURPOSES ONLY AND NOT INTENDED TO REFERENCE A SPECIFIC CSI DIVISION

| NUMBER | DESCRIPTION |
|---|---|

CEILING PLAN
1/16" = 1'-0" 1

SEAL

CLIENT

City of West Memphis
205 Redding St. West
Memphis, AR 72301

DRAWING ISSUE

| No. | DATE | DESCRIPTION |
|---|---|---|
| | 2025-01-17 | ISSUE FOR DESIGN DEVELOPMENT |
| | 2025-03-14 | 75% CONSTRUCTION DOCUMENT PROGRESS |

ARCHITECT

CT LUONG
820 Gessner Rd., Suite 775, Houston, TX 77024
700 N. St. Mary's St., Suite 1400, San Antonio, TX 78205
730 Arizona Ave., Santa Monica, CA 90401
Projectluong.com
+1 346 708 8241
+1 726 245 1378
+1 213 394 7230
HOUSTON
SAN ANTONIO
SANTA MONICA
TBAE REG. No. BR 4215

CONSULTANT

JOB INFO

CITY OF WEST MEMPHIS
RECREATION CENTER
ST HWY 191/I-40 SERV
West Memphis, AR 72301

JOB No.: WESCIT00561

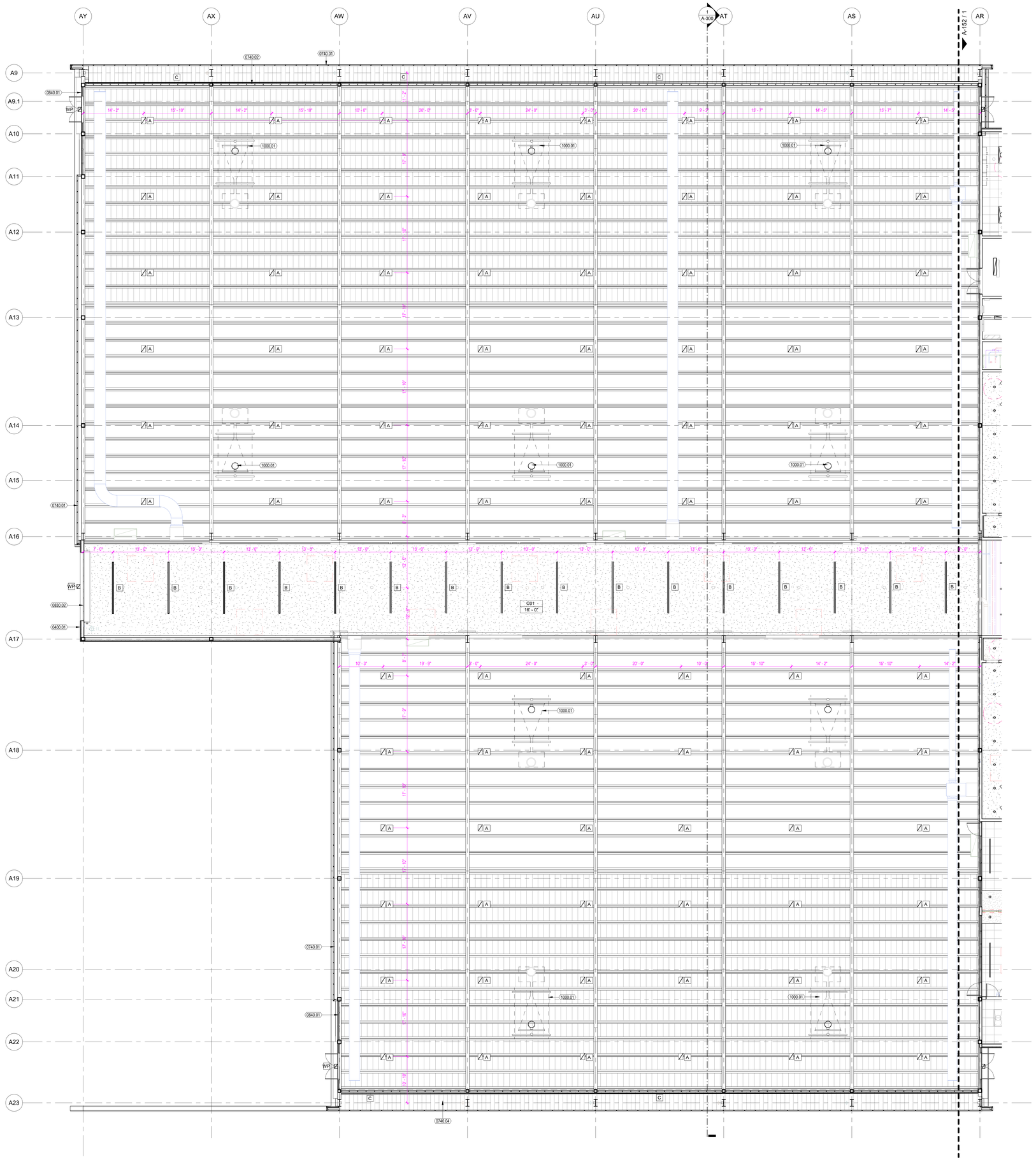
SHEET TITLE

CEILING PLAN

SHEET NUMBER

A-150

FILE PATH: Autodesk Docs://City of West Memphis Recreation Center/WMR_BIM_A_ARC_A150.rvt
DATE PRINTED: 3/25/2025 2:07:25 PM




CEILING PLAN - SECTOR A 1
1/8" = 1'-0"

## GENERAL NOTES - CEILING

1. REFER TO MEP DRAWINGS FOR LIGHTING SCHEDULES.
2. REFER TO MEP DRAWINGS FOR DESIGN OF THESE SYSTEMS: DUCT SIZES, CIRCUITING, PLUMBING, ETC. REFLECTED CEILING PLAN TO GOVERN LOCATION OF ITEMS INSTALLED IN CEILINGS. NOTIFY ARCHITECT OF ANY CONFLICTS.
3. REFER TO MEP DRAWINGS FOR EXIT LIGHTS, SWITCHES, AND ADA STROBE LOCATIONS, U.N.O. GENERAL CONTRACTOR TO COORDINATE WITH OWNER AND ARCHITECT FOR FINAL LOCATIONS OF ALL MEP, LIFE SAFETY, AND SECURITY DEVICES.
4. INSTALL LIGHT FIXTURES, OR OTHER CEILING ELEMENTS IN THE GEOMETRIC CENTER OF ROOM OR CENTER OF CORRIDOR, U.N.O.
5. INSTALL EXITS, EXIT LIGHTS, FIRE PROTECTIVE DEVICES, AND ALARMS IN CONFORMANCE WITH CODES AND ORDINANCES.
6. REFER TO LANDSCAPE AND ELECTRICAL DRAWINGS FOR SITE LIGHTING.
7. ALL DIMENSIONS ARE TO CENTER OF FIXTURES OR CENTERLINE OF MULTIPLE FIXTURES, U.N.O

## LEGEND - CEILINGS

- GYPSUM BOARD
- METAL SOFFIT
- 2x2 CEILING GRID
- 2X4 CEILING GRID
- OPEN TO STRUCTURE / INSULATION

## LEGEND - CEILING FIXTURES

- A - LINEAR HIGH BAY FIXTURE
- A1 - HIGH BAY FIXTURE
- B - 12" LINEAR SURFACE FIXTURE
- C - CONTINUOUS EXTERIOR LINEAR FIXTURE
- D - LINEAR WALL MOUNTED FIXTURE
- E - LINEAR PENDANT
- F - 24"x48" TROFFER FIXTURE
- F1 - 24"x48" TROFFER FIXTURE
- G - 4" DOWNLIGHT
- G1 - 4" DOWNLIGHT
- H - 8' LINEAR PENDANT FIXTURE
- I - 12' LINEAR PENDANT FIXTURE
- J - 23.6" ACOUSTIC PENDANT
- K - 35.4" ACOUSTIC PENDANT
- L - 47.2" ACOUSTIC PENDANT
- M - DECORATIVE PENDANT
- N - 4' LINEAR PENDANT FIXTURE
- O - 8' STORAGE LINEAR PENDANT FIXTURE
- O1 - 4' STORAGE LINEAR PENDANT FIXTURE
- P - 24"x48" RECESSED PANEL FIXTURE
- WP- WALL PACK

## KEYNOTES

NOTE: KEYNOTE NUMBERING IS FOR ORGANIZATIONAL PURPOSES ONLY AND NOT INTENDED TO REFERENCE A SPECIFIC CSI DIVISION

| NUMBER | DESCRIPTION |
|---|---|
| 0400.01 | SINGLE SOURCE THIN BRICK VENEER SYSTEM. ARRISCRAFT. MIN 2" XPS INSULATION WITH DRAINAGE PLANE PER MANF. RECOMMENDATION AND MIN RECO'D R-VALUE. RE: ELEVATIONS AND FINISH SCHEDULE FOR BRICK TYPE. |
| 0740.01 | 30" INSULATED METAL PANEL SYSTEM. KINGSPAN QUADCORE. THICKNESS TO MEET CODE MIN. R-19. REFER TO ELEVATION FOR COLOR MAPPING AND FINISH SCHEDULE FOR RAL - PROVIDE EXTRUDED JOINT AND TRANSITION DETAILING - EXTRUSION FINISH TO MATCH PANEL ABOVE. |
| 0740.02 | KINGSPAN 4" UNIQUAD POLYCARBONATE PANEL SYSTEM WITH ICE WHITE MATTE PANELS AND ANODIZED BLACK FRAME. PROVIDE INTERMEDIATE MULLIONS. PROVIDE MANUFACURER SIGNED AND SEALED STRUCTURAL ANALYSIS. |
| 0740.04 | PAINTED METAL SOFFIT BY KINGSPAN - REFER TO FINISH SHCEDULE. |
| 0830.02 | OVERHEAD COILING DOOR BY OVERHEAD DOOR - ROLLING STEEL SERVICE DOOR MODEL 610, FACE MOUNTED - CHAIN HOIST LH. ROUND HOOD WITH CHAIN HOIST COVER. FINISH TO BE BLACK. |
| 0840.01 | STOREFRONT WITH INSULATED GLASS - REFER TO STOREFRONT SCHEDULE FOR PRODUCT TYPE - PROVIDE MANUFACTURER RECOMENDED FRAMING PER STRUCTURAL WIND LOADING REQUIREMENTS. REFER TO STOREFRONT SCHEDULE FOR FRAME FINISH. ALL EXTERIOR GLAZING TO BE GL-01 U.O.N. REFER TO GENERAL NOTES FOR TEMPERED GLAZING REQUIREMENTS |
| 1000.01 | SPECIALTY SPORTS EQUIPMENT; REFER TO SPORTS CONSULTANT PACKAGE. COORDINATE ADDITIONAL STRUCTURAL AND POWER REQUIREMENTS WITH MEP AND STRUCTURAL CONSULTANT |

SEAL

CLIENT

City of West Memphis
205 Redding St. West
Memphis, AR 72301

DRAWING ISSUE

| No. | DATE | DESCRIPTION |
|---|---|---|
| | 2025-01-17 | ISSUE FOR DESIGN DEVELOPMENT |
| | 2025-02-14 | 75% CONSTRUCTION DOCUMENT PROGRESS |

ARCHITECT

PROJECT LUONG
820 Gessner Rd., Suite 775, Houston, TX 77024 +1 346 708 8241
700 N. St. Mary's St., Suite 1400, San Antonio, TX 78205 +1 726 245 1378
730 Arizona Ave., Santa Monica, CA 90401 +1 213 394 7230
Projectluong.com
HOUSTON SAN ANTONIO SANTA MONICA
TBAE REG. No. BR 4215

CONSULTANT

JOB INFO

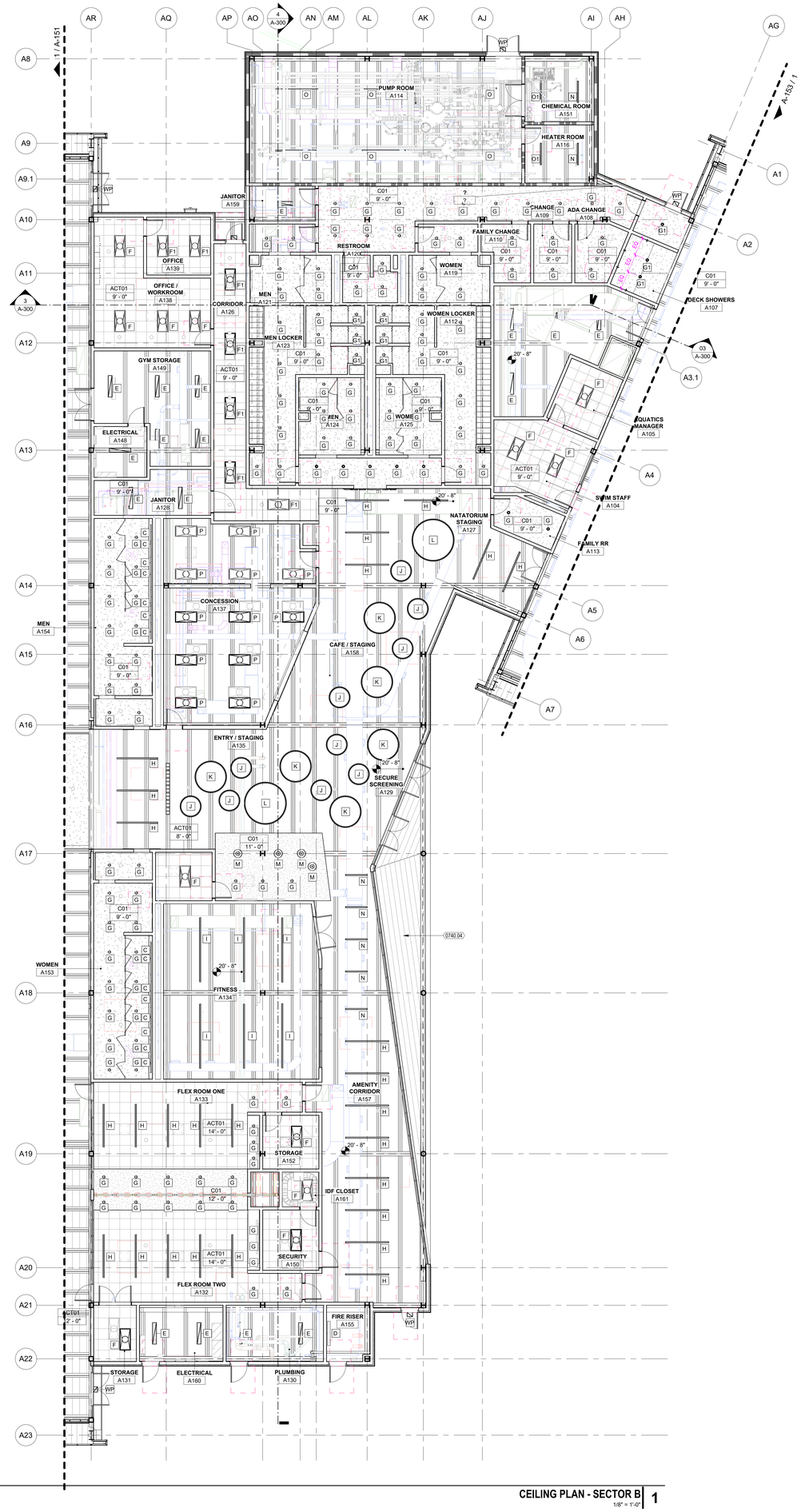
CITY OF WEST MEMPHIS
RECREATION CENTER
ST HWY 191/I-40 SERV
West Memphis, AR 72301

JOB No.: WESCIT00561

SHEET TITLE
CEILING PLAN - SECTOR A

SHEET NUMBER
A-151

A.M.D.G.
FILE PATH: Autodesk Docs://City of West Memphis Recreation Center/AMDG_RLDG A_INIC_ARCH.rvt
DATE PRINTED: 4/25/2025 3:01:37 AM




CEILING PLAN - SECTOR B 1
1/8" = 1'-0"

## GENERAL NOTES - CEILING

1. REFER TO MEP DRAWINGS FOR LIGHTING SCHEDULES.
2. REFER TO MEP DRAWINGS FOR DESIGN OF THESE SYSTEMS: DUCT SIZES, CIRCUITING, PLUMBING, ETC. REFLECTED CEILING PLAN TO GOVERN LOCATION OF ITEMS INSTALLED IN CEILINGS; NOTIFY ARCHITECT OF ANY CONFLICTS.
3. REFER TO MEP DRAWINGS FOR EXIT LIGHTS, SWITCHES, AND ADA STROBE LOCATIONS, U.N.O. GENERAL CONTRACTOR TO COORDINATE WITH OWNER AND ARCHITECT FOR FINAL LOCATIONS OF ALL MEP, LIFE SAFETY, AND SECURITY DEVICES.
4. INSTALL LIGHT FIXTURES, OR OTHER CEILING ELEMENTS IN THE GEOMETRIC CENTER OF ROOM OR CENTER OF CORRIDOR, U.N.O.
5. INSTALL EXITS, EXIT LIGHTS, FIRE PROTECTIVE DEVICES, AND ALARMS IN CONFORMANCE WITH CODES AND ORDINANCES.
6. REFER TO LANDSCAPE AND ELECTRICAL DRAWINGS FOR SITE LIGHTING.
7. ALL DIMENSIONS ARE TO CENTER OF FIXTURES OR CENTERLINE OF MULTIPLE FIXTURES, U.N.O

## LEGEND - CEILINGS

- GYPSUM BOARD
- METAL SOFFIT
- 2x2 CEILING GRID
- 2X4 CEILING GRID
- OPEN TO STRUCTURE / INSULATION

## LEGEND - CEILING FIXTURES

- A - LINEAR HIGH BAY FIXTURE
- A1 - HIGH BAY FIXTURE
- B - 12' LINEAR SURFACE FIXTURE
- C - CONTINUOUS EXTERIOR LINEAR FIXTURE
- D - LINEAR WALL MOUNTED FIXTURE
- E - LINEAR PENDANT
- F - 24"x48" TROFFER FIXTURE
- F1 - 24"x48" TROFFER FIXTURE
- G - 4" DOWNLIGHT
- G1 - 4" DOWNLIGHT
- H - 8' LINEAR PENDANT FIXTURE
- I - 12' LINEAR PENDANT FIXTURE
- J - 23.6" ACOUSTIC PENDANT
- K - 35.4" ACOUSTIC PENDANT
- L - 47.2" ACOUSTIC PENDANT
- M - DECORATIVE PENDANT
- N - 4' LINEAR PENDANT FIXTURE
- O - 8' STORAGE LINEAR PENDANT FIXTURE
- O1 - 4' STORAGE LINEAR PENDANT FIXTURE
- P - 24"x48" RECESSED PANEL FIXTURE
- WP- WALL PACK

## KEYNOTES

NOTE: KEYNOTE NUMBERING IS FOR ORGANIZATIONAL PURPOSES ONLY AND NOT INTENDED TO REFERENCE A SPECIFIC CSI DIVISION

| NUMBER | DESCRIPTION |
|---|---|
| 0740.04 | PAINTED METAL SOFFIT BY KINGSPAN - REFER TO FINISH SHCEDULE. |

SEAL

CLIENT

City of West Memphis
205 Redding St. West
Memphis, AR 72301

DRAWING ISSUE

| No. | DATE | DESCRIPTION |
|---|---|---|
| | 2025-01-17 | ISSUE FOR DESIGN DEVELOPMENT |
| | 2025-03-14 | 75% CONSTRUCTION DOCUMENT PROGRESS |

ARCHITECT

PROJECT LUONG
HOUSTON 820 Gessner Rd., Suite 775, Houston, TX 77024 +1 346 708 8241
SAN ANTONIO 700 N. St. Mary's St., Suite 1400, San Antonio, TX 78205 +1 726 245 1378
SANTA MONICA 730 Arizona Ave., Santa Monica, CA 90401 +1 213 394 7230
TBAE REG. No. BR 4215
Projectluong.com

CONSULTANT

JOB INFO

CITY OF WEST MEMPHIS
RECREATION CENTER
ST HWY 191/I-40 SERV
West Memphis, AR 72301

JOB No.: WESCIT00561

SHEET TITLE
CEILING PLAN - SECTOR B

SHEET NUMBER
A-152

A.M.D.G.
FILE PATH: Autodesk Docs://City of West Memphis Recreation Center/WMR_BIM_A_MAC_alfch.rvt
DATE PRINTED: 3/25/2025 2:57:24 AM

A.M.D.G.

## GENERAL NOTES - CEILING


1. REFER TO MEP DRAWINGS FOR LIGHTING SCHEDULES.
2. REFER TO MEP DRAWINGS FOR DESIGN OF THESE SYSTEMS: DUCT SIZES, CIRCUITING, PLUMBING, ETC. REFLECTED CEILING PLAN TO GOVERN LOCATION OF ITEMS INSTALLED IN CEILINGS. NOTIFY ARCHITECT OF ANY CONFLICTS.
3. REFER TO MEP DRAWINGS FOR EXIT LIGHTS, SWITCHES, AND ADA STROBE LOCATIONS, U.N.O. GENERAL CONTRACTOR TO COORDINATE WITH OWNER AND ARCHITECT FOR FINAL LOCATIONS OF ALL MEP, LIFE SAFETY, AND SECURITY DEVICES.
4. INSTALL LIGHT FIXTURES, OR OTHER CEILING ELEMENTS IN THE GEOMETRIC CENTER OF ROOM OR CENTER OF CORRIDOR, U.N.O.
5. INSTALL EXITS, EXIT LIGHTS, FIRE PROTECTIVE DEVICES, AND ALARMS IN CONFORMANCE WITH CODES AND ORDINANCES.
6. REFER TO LANDSCAPE AND ELECTRICAL DRAWINGS FOR SITE LIGHTING.
7. ALL DIMENSIONS ARE TO CENTER OF FIXTURES OR CENTERLINE OF MULTIPLE FIXTURES, U.N.O

## LEGEND - CEILINGS

- GYPSUM BOARD
- METAL SOFFIT
- 2x2 CEILING GRID
- 2X4 CEILING GRID
- OPEN TO STRUCTURE / INSULATION

## LEGEND - CEILING FIXTURES

- A - LINEAR HIGH BAY FIXTURE
- A1 - HIGH BAY FIXTURE
- B - 12' LINEAR SURFACE FIXTURE
- C - CONTINUOUS EXTERIOR LINEAR FIXTURE
- D - LINEAR WALL MOUNTED FIXTURE
- E - LINEAR PENDANT
- F - 24"x48" TROFFER FIXTURE
- F1 - 24"x48" TROFFER FIXTURE
- G - 4" DOWNLIGHT
- G1 - 4" DOWNLIGHT
- H - 8' LINEAR PENDANT FIXTURE
- I - 12' LINEAR PENDANT FIXTURE
- J - 23.6" ACOUSTIC PENDANT
- K - 35.4" ACOUSTIC PENDANT
- L - 47.2" ACOUSTIC PENDANT
- M - DECORATIVE PENDANT
- N - 4' LINEAR PENDANT FIXTURE
- O - 8' STORAGE LINEAR PENDANT FIXTURE
- O1 - 4' STORAGE LINEAR PENDANT FIXTURE
- P - 24"x48" RECESSED PANEL FIXTURE
- WP- WALL PACK




CEILING PLAN - SECTOR C 1
1/8" = 1'-0"

## KEYNOTES

NOTE: KEYNOTE NUMBERING IS FOR ORGANIZATIONAL PURPOSES ONLY AND NOT INTENDED TO REFERENCE A SPECIFIC CSI DIVISION

| NUMBER | DESCRIPTION |
|---|---|

SEAL

CLIENT

City of West Memphis
205 Redding St. West
Memphis, AR 72301

DRAWING ISSUE

| No. | DATE | DESCRIPTION |
|---|---|---|
| | 2025-01-17 | ISSUE FOR DESIGN DEVELOPMENT |
| | 2025-03-14 | CONSTRUCTION DOCUMENT PROGRESS |

ARCHITECT


PROJECT LUONG
820 Gessner Rd., Suite 775, Houston, TX 77024 +1 346 708 8241
700 N. St. Mary's St., Suite 1400, San Antonio, TX 78205 +1 726 245 1378
730 Arizona Ave., Santa Monica, CA 90401 +1 213 394 7230
Projectluong.com
HOUSTON
SAN ANTONIO
SANTA MONICA
TBAE REG. No. BR 4215


CONSULTANT

JOB INFO

CITY OF WEST MEMPHIS
RECREATION CENTER
ST HWY 191/I-40 SERV
West Memphis, AR 72301

JOB No.: WESCIT00561

SHEET TITLE
CEILING PLAN - SECTOR C

SHEET NUMBER
A-153


FILE PATH: ...\untitled Dock\City of West Memphis Recreation Center-RVMR_BLOCK_R_INC_ARCH.rvt
DATE PRINTED: 3/27/2025 9:57:27 AM

A.M.O.G.

## GENERAL NOTES - FLOOR PLAN

1. REFER TO G SERIES FOR ALL PROJECT INFORMATION, ACCESSIBILITY STANDARDS, AND STANDARD MOUNTING HEIGHTS.
2. GENERAL CONTRACTOR TO PROVIDE AND COORDINATE WOOD BLOCKING REQUIREMENTS FOR ALL MILLWORK AND VISUAL DISPLAY SURFACES.
3. DO NOT SCALE DRAWINGS. WRITTEN DIMENSIONS GOVERN PARTITION LOCATIONS, DIMENSIONS, TYPES, DOORS, AND WINDOWS SHALL BE AS SHOWN ON THE FLOOR PLAN. IN CASE OF CONFLICT, NOTIFY ARCHITECT FOR WRITTEN CLARIFICATIONS PRIOR TO PROCEEDING WITH CONSTRUCTION. FLOOR PLANS BY ARCHITECT SUPERCEDE OTHER PLANS FOR LAYOUT.
4. PARTITIONS ARE DIMENSIONED FROM FACE OF GYP TO FACE OF GYP, U.N.O.. DIMENSIONS MARKED "CLEAR" SHALL BE MAINTAINED AND SHALL ALLOW FOR THICKNESS OF FINISHES INCLUDING CARPET, TILE, VCT, ETC., CONTRACTOR SHALL NOT ADJUST DIMENSIONS WITHOUT WRITTEN INSTRUCTIONS FROM THE ARCHITECT.
5. CONTRACTOR SHALL INSTALL GYPSUM BOARD FURRING TO ACCOMMODATE DEPTH OF FIRE EXTINGUISHER CABINET/HOSE CABINET, ELECTRICAL PANEL BOARDS, AND OTHER ITEMS INDICATED ON DRAWINGS AS RECESSED INTO GYPSUM BOARD CONSTRUCTION. CONTRACTOR SHALL COORDINATE DEPTH AND SIZE OF RECESS REQUIRED WITH SPECIFIED EQUIPMENT.
6. EXPOSED GYPSUM BOARD EDGES SHALL HAVE METAL TRIM. PROVIDE CORNER BEADS ALONG FULL LENGTH OF OUTSIDE CORNERS AND J BEADS ALONG ENDS OF GYPSUM BOARD.
7. SLOPE TO FLOOR DRAINS NOT TO EXCEED 1:48 IN ALL DIRECTIONS.
8. U.N.O. FLOOR DRAINS TO BE IN THE GEOMETRIC CENTER OF ROOM.

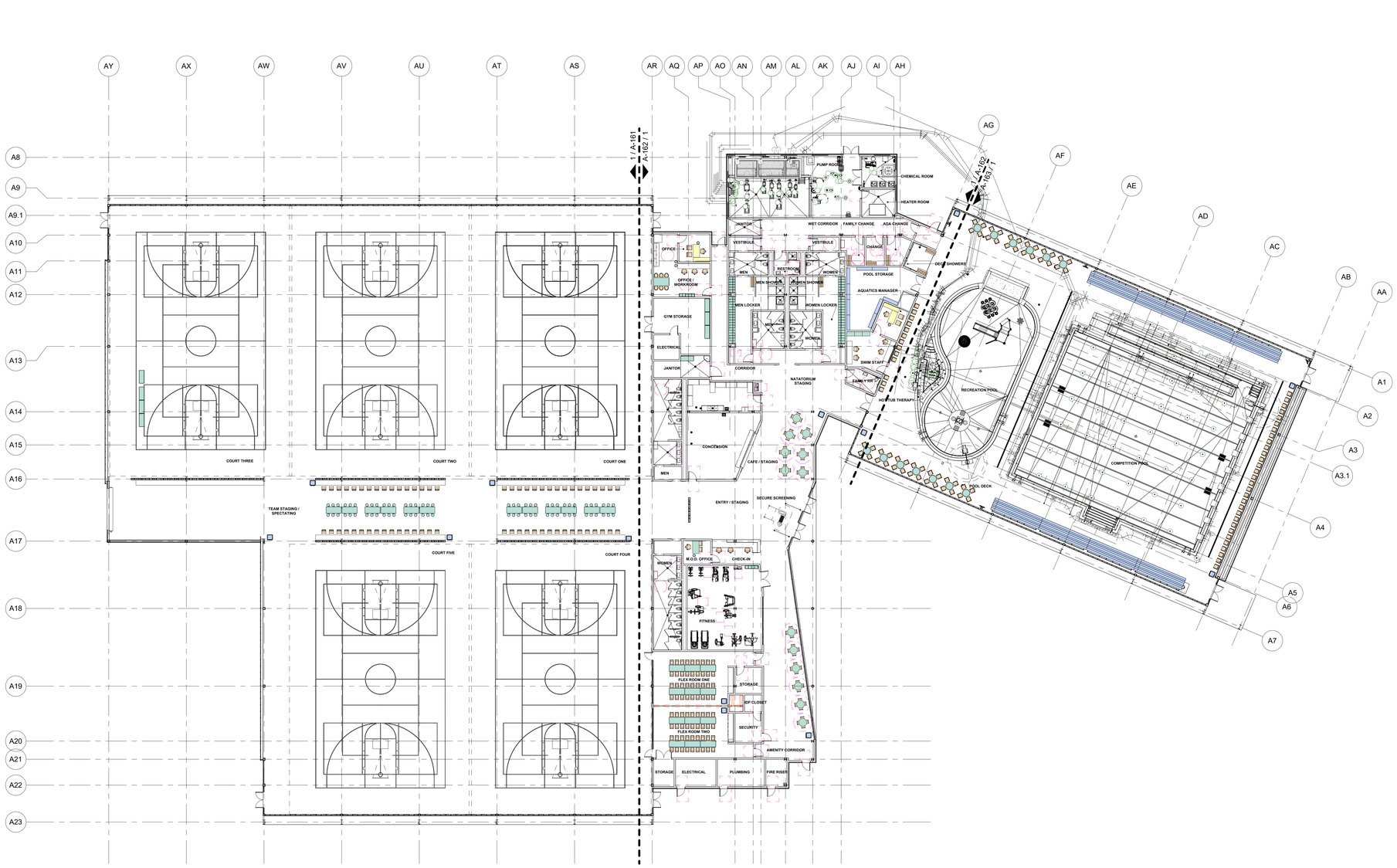
## FURNITURE SCHEDULE

| Type Mark | Description | Count |
|---|---|---|
| ACCESSORIES | | |
| AC01 | BLEACHERS | 8 |
| AC02 | OFFICE TRASH CAN | 6 |
| AC03 | LARGE TRASH CAN | 13 |
| AC04 | POOL STORAGE DECK BOX | 9 |
| CASEGOODS | | |
| CG01 | CAFETERIA TABLE @ GYM | 6 |
| CG02 | DINING TABLE @ LOBBIES | 13 |
| CG03 | TABLE @ POOL | 13 |
| CG04 | BREAK ROOM TABLE | 1 |
| CG05 | DOUBLE LOCKER WITH BENCH | 48 |
| CG06 | LATERAL FILE | 3 |
| CG07 | FOLDING TABLE | 12 |
| CG08 | M.O.D. DESK | 1 |
| CG09 | STAFF CUBBIES | 1 |
| CG10 | FITNESS CUBBIES | 1 |
| CG11 | HEAVY DUTY WIRE SHELVING | 8 |
| SEATING GROUP | | |
| SG01 | DINING CHAIR @ LOBBIES | 52 |
| SG02 | TASK CHAIR | 13 |
| SG03 | BAR STOOL @ GYM | 64 |
| SG04 | CHAIR @ POOL | 95 |
| SG05 | BREAK ROOM CHAIR | 6 |
| SG06 | FIXED BENCH | 7 |
| SG07 | FOLDING CHAIR | 72 |
| SG08 | GUEST CHAIR @ OFFICE | 6 |
| WORKSTATION | | |
| WS01 | L-SHAPE WORKSTATION | 2 |

## KEYNOTES

NOTE: KEYNOTE NUMBERING IS FOR ORGANIZATIONAL PURPOSES ONLY AND NOT INTENDED TO REFERENCE A SPECIFIC CSI DIVISION

| NUMBER | DESCRIPTION |
|---|---|




**FURNITURE PLAN** 1
1/16" = 1'-0"

FILE PATH: Autodesk Docs://City of West Memphis Recreation Center/AMR_BUILDI...
DATE PRINTED: 9/20/2023 2:26:31 AM

SEAL

CLIENT

**City of West Memphis**
205 Redding St. West
Memphis, AR 72301

DRAWING ISSUE

| No. | DATE | DESCRIPTION |
|---|---|---|
| | 2023-01-12 | ISSUE FOR DESIGN DEVELOPMENT |
| | 2023-03-16 | 75% CONSTRUCTION DOCUMENT PROGRESS |

ARCHITECT


PROJECT LUONG
820 Gessner Rd., Suite 775, Houston, TX 77024 +1 346 708 8241
700 N. St. Mary's St., Suite 1400, San Antonio, TX 78205 +1 726 245 1378
730 Arizona Ave., Santa Monica, CA 90401 +1 213 394 7230
Projectluong.com
HOUSTON
SAN ANTONIO
SANTA MONICA
TBAE REG. No. BR 4215


CONSULTANT

JOB INFO

CITY OF WEST MEMPHIS
RECREATION CENTER
ST HWY 191/I-40 SERV
West Memphis, AR 72301

JOB No.: WESCIT00561

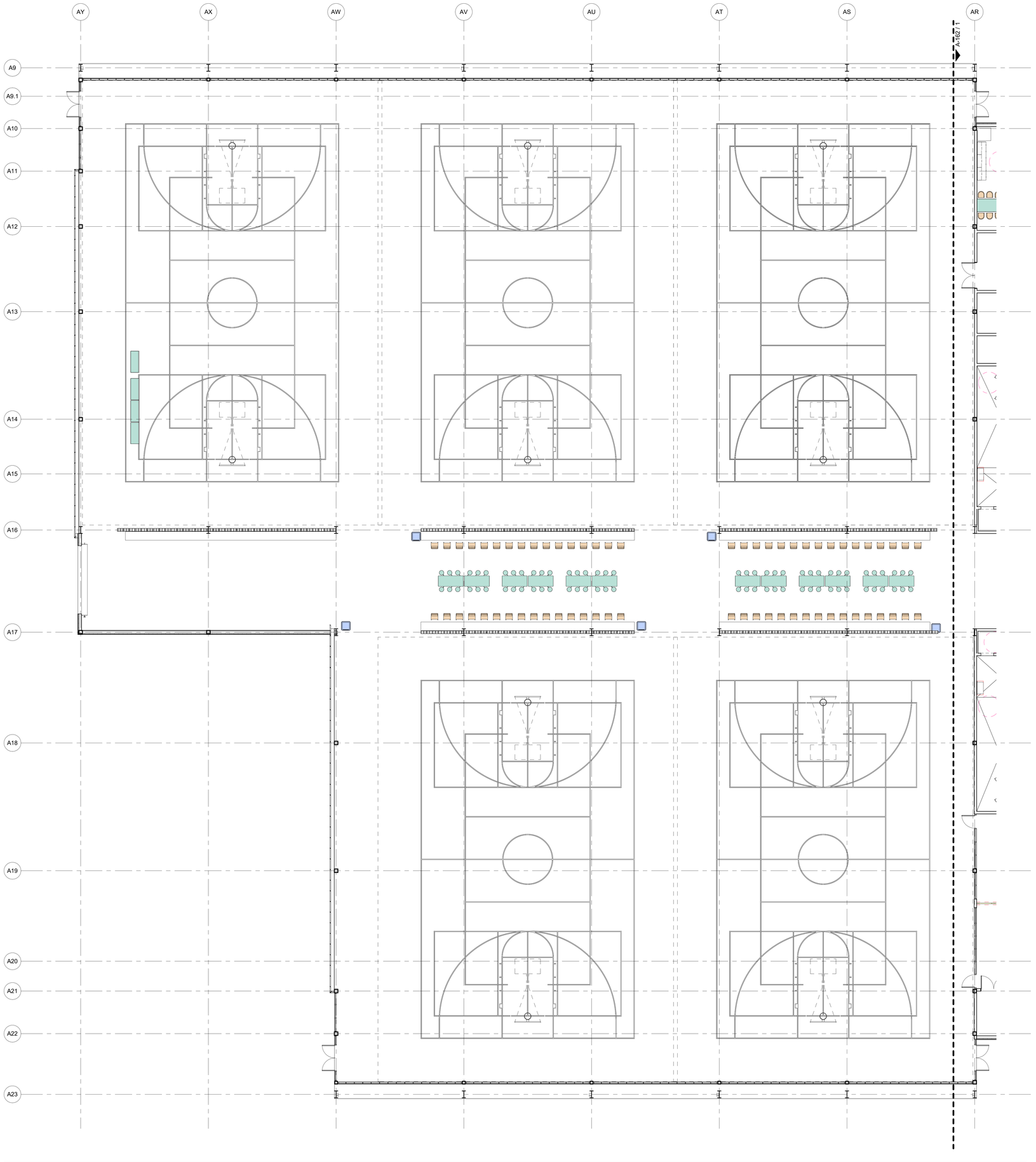
SHEET TITLE

FURNITURE PLAN

SHEET NUMBER

A-160

A.M.D.G.




FURNITURE PLAN - SECTOR A 1
1/8" = 1'-0"

## GENERAL NOTES - FLOOR PLAN

1. REFER TO G SERIES FOR ALL PROJECT INFORMATION, ACCESSIBILITY STANDARDS, AND STANDARD MOUNTING HEIGHTS.
2. GENERAL CONTRACTOR TO PROVIDE AND COORDINATE WOOD BLOCKING REQUIREMENTS FOR ALL MILLWORK AND VISUAL DISPLAY SURFACES.
3. DO NOT SCALE DRAWINGS. WRITTEN DIMENSIONS GOVERN PARTITION LOCATIONS, DIMENSIONS, TYPES, DOORS, AND WINDOWS SHALL BE AS SHOWN ON THE FLOOR PLAN. IN CASE OF CONFLICT, NOTIFY ARCHITECT FOR WRITTEN CLARIFICATIONS PRIOR TO PROCEEDING WITH CONSTRUCTION. FLOOR PLANS BY ARCHITECT SUPERCEDE OTHER PLANS FOR LAYOUT.
4. PARTITIONS ARE DIMENSIONED FROM FACE OF GYP TO FACE OF GYP, U.N.O. DIMENSIONS MARKED "CLEAR" SHALL BE MAINTAINED AND SHALL ALLOW FOR THICKNESS OF FINISHES INCLUDING CARPET, TILE, VCT, ETC., CONTRACTOR SHALL NOT ADJUST DIMENSIONS WITHOUT WRITTEN INSTRUCTIONS FROM THE ARCHITECT.
5. CONTRACTOR SHALL INSTALL GYPSUM BOARD FURRING TO ACCOMMODATE DEPTH OF FIRE EXTINGUISHER CABINET/HOSE CABINET, ELECTRICAL PANEL BOARDS, AND OTHER ITEMS INDICATED ON DRAWINGS AS RECESSED INTO GYPSUM BOARD CONSTRUCTION. CONTRACTOR SHALL COORDINATE DEPTH AND SIZE OF RECESS REQUIRED WITH SPECIFIED EQUIPMENT.
6. EXPOSED GYPSUM BOARD EDGES SHALL HAVE METAL TRIM. PROVIDE CORNER BEADS ALONG FULL LENGTH OF OUTSIDE CORNERS AND J BEADS ALONG ENDS OF GYPSUM BOARD.
7. SLOPE TO FLOOR DRAINS NOT TO EXCEED 1:48 IN ALL DIRECTIONS.
8. U.N.O. FLOOR DRAINS TO BE IN THE GEOMETRIC CENTER OF ROOM.

## FURNITURE SCHEDULE

| Type Mark | Description | Count |
|---|---|---|
| ACCESSORIES | | |
| AC01 | BLEACHERS | 8 |
| AC02 | OFFICE TRASH CAN | 6 |
| AC03 | LARGE TRASH CAN | 13 |
| AC04 | POOL STORAGE DECK BOX | 9 |
| CASEGOODS | | |
| CG01 | CAFETERIA TABLE @ GYM | 6 |
| CG02 | DINING TABLE @ LOBBIES | 13 |
| CG03 | TABLE @ POOL | 13 |
| CG04 | BREAK ROOM TABLE | 1 |
| CG05 | DOUBLE LOCKER WITH BENCH | 48 |
| CG06 | LATERAL FILE | 3 |
| CG07 | FOLDING TABLE | 12 |
| CG08 | M.O.D. DESK | 1 |
| CG09 | STAFF CUBBIES | 1 |
| CG10 | FITNESS CUBBIES | 1 |
| CG11 | HEAVY DUTY WIRE SHELVING | 8 |
| SEATING GROUP | | |
| SG01 | DINING CHAIR @ LOBBIES | 52 |
| SG02 | TASK CHAIR | 13 |
| SG03 | BAR STOOL @ GYM | 64 |
| SG04 | CHAIR @ POOL | 95 |
| SG05 | BREAK ROOM CHAIR | 6 |
| SG06 | FIXED BENCH | 7 |
| SG07 | FOLDING CHAIR | 72 |
| SG08 | GUEST CHAIR @ OFFICE | 6 |
| WORKSTATION | | |
| WS01 | L-SHAPE WORKSTATION | 2 |

## KEYNOTES

NOTE: KEYNOTE NUMBERING IS FOR ORGANIZATIONAL PURPOSES ONLY AND NOT INTENDED TO REFERENCE A SPECIFIC CSI DIVISION

| NUMBER | DESCRIPTION |
|---|---|

SEAL

CLIENT

City of West Memphis
205 Redding St. West
Memphis, AR 72301

DRAWING ISSUE

| No. | DATE | DESCRIPTION |
|---|---|---|
| | 2025-01-17 | ISSUE FOR DESIGN DEVELOPMENT |
| | 2025-03-18 | 75% CONSTRUCTION DOCUMENT PROGRESS |

ARCHITECT

PROJECT LUONG
HOUSTON
820 Gessner Rd., Suite 775, Houston, TX 77024
+1 346 708 8241
SAN ANTONIO
700 N. St. Mary's St., Suite 1400, San Antonio, TX 78205
+1 726 245 1378
SANTA MONICA
730 Arizona Ave., Santa Monica, CA 90401
+1 213 394 7230
TBAE REG. No. BR 4215
Projectluong.com

CONSULTANT

JOB INFO

CITY OF WEST MEMPHIS
RECREATION CENTER
ST HWY 191/I-40 SERV
West Memphis, AR 72301

JOB No.: WESCIT00561

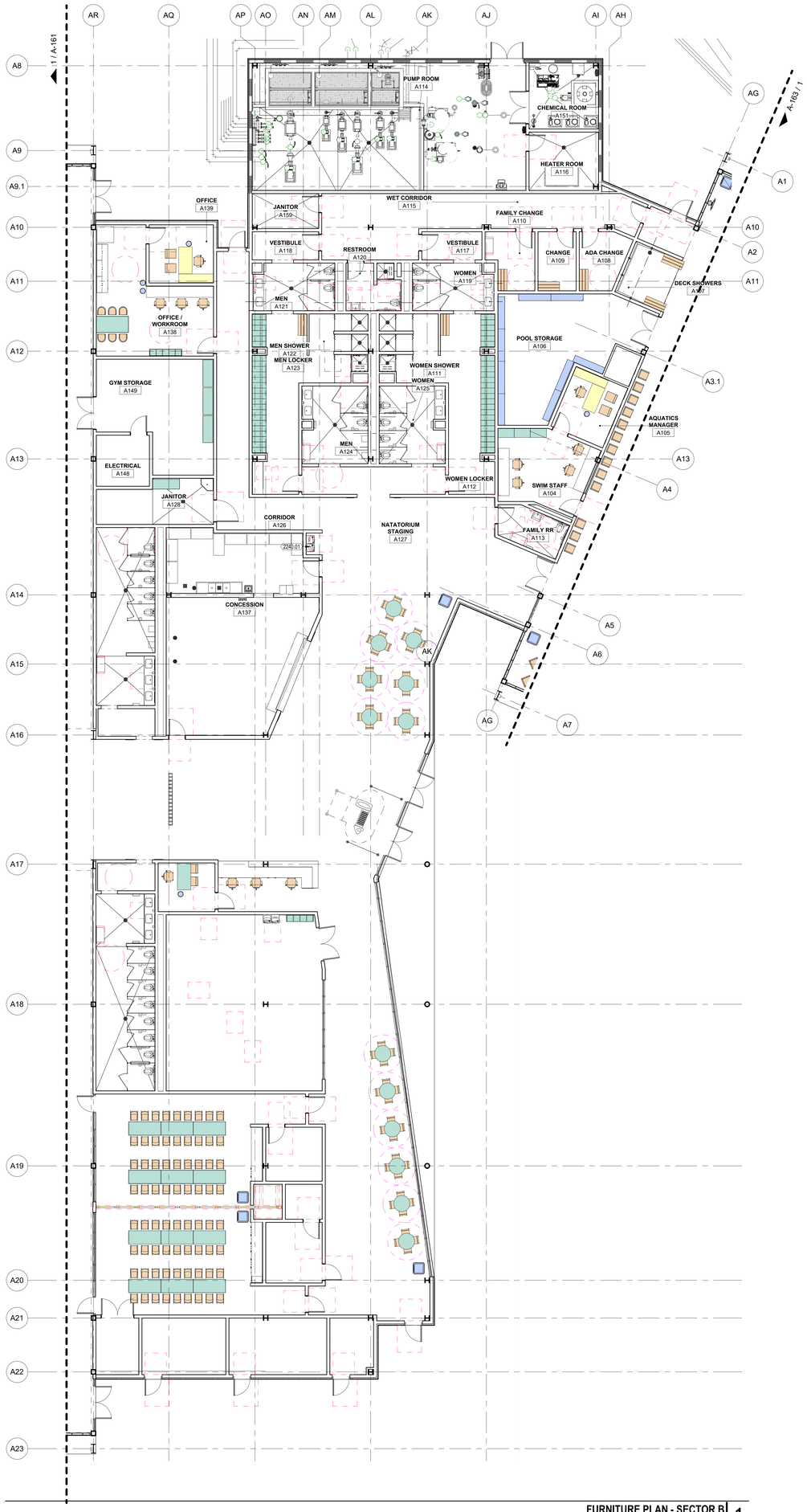
SHEET TITLE

FURNITURE PLAN - SECTOR A

SHEET NUMBER

A-161

FILE PATH: Autodesk Docs://City of West Memphis Recreation Center/WM_BLDG1_MAC_ARCH.rvt
DATE PRINTED: 3/20/2025 2:28:27 AM




FURNITURE PLAN - SECTOR B
1/8" = 1'-0"
1

## GENERAL NOTES - FLOOR PLAN

1. REFER TO G SERIES FOR ALL PROJECT INFORMATION, ACCESSIBILITY STANDARDS, AND STANDARD MOUNTING HEIGHTS.
2. GENERAL CONTRACTOR TO PROVIDE AND COORDINATE WOOD BLOCKING REQUIREMENTS FOR ALL MILLWORK AND VISUAL DISPLAY SURFACES.
3. DO NOT SCALE DRAWINGS. WRITTEN DIMENSIONS GOVERN PARTITION LOCATIONS, DIMENSIONS, TYPES, DOORS, AND WINDOWS SHALL BE AS SHOWN ON THE FLOOR PLAN. IN CASE OF CONFLICT, NOTIFY ARCHITECT FOR WRITTEN CLARIFICATIONS PRIOR TO PROCEEDING WITH CONSTRUCTION. FLOOR PLANS BY ARCHITECT SUPERCEDE OTHER PLANS FOR LAYOUT.
4. PARTITIONS ARE DIMENSIONED FROM FACE OF GYP TO FACE OF GYP, U.N.O. DIMENSIONS MARKED "CLEAR" SHALL BE MAINTAINED AND SHALL ALLOW FOR THICKNESS OF FINISHES INCLUDING CARPET, TILE, VCT, ETC., CONTRACTOR SHALL NOT ADJUST DIMENSIONS WITHOUT WRITTEN INSTRUCTIONS FROM THE ARCHITECT.
5. CONTRACTOR SHALL INSTALL GYPSUM BOARD FURRING TO ACCOMMODATE DEPTH OF FIRE EXTINGUISHER CABINET/HOSE CABINET, ELECTRICAL PANEL BOARDS, AND OTHER ITEMS INDICATED ON DRAWINGS AS RECESSED INTO GYPSUM BOARD CONSTRUCTION. CONTRACTOR SHALL COORDINATE DEPTH AND SIZE OF RECESS REQUIRED WITH SPECIFIED EQUIPMENT.
6. EXPOSED GYPSUM BOARD EDGES SHALL HAVE METAL TRIM. PROVIDE CORNER BEADS ALONG FULL LENGTH OF OUTSIDE CORNERS AND J BEADS ALONG ENDS OF GYPSUM BOARD.
7. SLOPE TO FLOOR DRAINS NOT TO EXCEED 1:48 IN ALL DIRECTIONS.
8. U.N.O. FLOOR DRAINS TO BE IN THE GEOMETRIC CENTER OF ROOM.

## FURNITURE SCHEDULE

| Type Mark | Description | Count |
|---|---|---|
| ACCESSORIES | | |
| AC01 | BLEACHERS | 8 |
| AC02 | OFFICE TRASH CAN | 6 |
| AC03 | LARGE TRASH CAN | 13 |
| AC04 | POOL STORAGE DECK BOX | 9 |
| CASEGOODS | | |
| CG01 | CAFETERIA TABLE @ GYM | 6 |
| CG02 | DINING TABLE @ LOBBIES | 13 |
| CG03 | TABLE @ POOL | 13 |
| CG04 | BREAK ROOM TABLE | 1 |
| CG05 | DOUBLE LOCKER WITH BENCH | 48 |
| CG06 | LATERAL FILE | 3 |
| CG07 | FOLDING TABLE | 12 |
| CG08 | M.O.D. DESK | 1 |
| CG09 | STAFF CUBBIES | 1 |
| CG10 | FITNESS CUBBIES | 1 |
| CG11 | HEAVY DUTY WIRE SHELVING | 8 |
| SEATING GROUP | | |
| SG01 | DINING CHAIR @ LOBBIES | 52 |
| SG02 | TASK CHAIR | 13 |
| SG03 | BAR STOOL @ GYM | 64 |
| SG04 | CHAIR @ POOL | 95 |
| SG05 | BREAK ROOM CHAIR | 6 |
| SG06 | FIXED BENCH | 7 |
| SG07 | FOLDING CHAIR | 72 |
| SG08 | GUEST CHAIR @ OFFICE | 6 |
| WORKSTATION | | |
| WS01 | L-SHAPE WORKSTATION | 2 |

## KEYNOTES

NOTE: KEYNOTE NUMBERING IS FOR ORGANIZATIONAL PURPOSES ONLY AND NOT INTENDED TO REFERENCE A SPECIFIC CSI DIVISION

| NUMBER | DESCRIPTION |
|---|---|
| 2240.01 | ADA BI-LEVEL DRINKING FOUNTAIN WITH BOTTLE FILLER; RE: MEP |

SEAL

CLIENT

City of West Memphis
205 Redding St. West
Memphis, AR 72301

DRAWING ISSUE

| No. | DATE | DESCRIPTION |
|---|---|---|
| | 2025-01-17 | ISSUE FOR DESIGN DEVELOPMENT |
| | 2025-05-16 | % CONSTRUCTION DOCUMENT PROGRESS |

ARCHITECT

PROJECT LUONG
HOUSTON
SAN ANTONIO
SANTA MONICA
TBAE REG. No. BR 4215
820 Gessner Rd., Suite 775, Houston, TX 77024 +1 346 708 8241
700 N. St. Mary's St., Suite 1400, San Antonio, TX 78205 +1 726 245 1378
730 Arizona Ave., Santa Monica, CA 90401 +1 213 394 7230
Projectluong.com

CONSULTANT

JOB INFO

CITY OF WEST MEMPHIS
RECREATION CENTER
ST HWY 191/I-40 SERV
West Memphis, AR 72301

JOB No.: WESCIT00561

SHEET TITLE

FURNITURE PLAN - SECTOR B

SHEET NUMBER

A-162

A.M.O.G.
FILE PATH: Autodesk Docs://City of West Memphis Recreation Center/AMG_BLDG/A_MAC_ARCH.rvt
DATE PRINTED: 5/20/2025 2:58:11 AM

A.M.O.G.

## GENERAL NOTES - FLOOR PLAN

1. REFER TO G SERIES FOR ALL PROJECT INFORMATION, ACCESSIBILITY STANDARDS, AND STANDARD MOUNTING HEIGHTS.
2. GENERAL CONTRACTOR TO PROVIDE AND COORDINATE WOOD BLOCKING REQUIREMENTS FOR ALL MILLWORK AND VISUAL DISPLAY SURFACES.
3. DO NOT SCALE DRAWINGS. WRITTEN DIMENSIONS GOVERN PARTITION LOCATIONS, DIMENSIONS, TYPES, DOORS, AND WINDOWS SHALL BE AS SHOWN ON THE FLOOR PLAN. IN CASE OF CONFLICT, NOTIFY ARCHITECT FOR WRITTEN CLARIFICATIONS PRIOR TO PROCEEDING WITH CONSTRUCTION. FLOOR PLANS BY ARCHITECT SUPERCEDE OTHER PLANS FOR LAYOUT.
4. PARTITIONS ARE DIMENSIONED FROM FACE OF GYP TO FACE OF GYP, U.N.O.. DIMENSIONS MARKED "CLEAR" SHALL BE MAINTAINED AND SHALL ALLOW FOR THICKNESS OF FINISHES INCLUDING CARPET, TILE, VCT, ETC.. CONTRACTOR SHALL NOT ADJUST DIMENSIONS WITHOUT WRITTEN INSTRUCTIONS FROM THE ARCHITECT.
5. CONTRACTOR SHALL INSTALL GYPSUM BOARD FURRING TO ACCOMMODATE DEPTH OF FIRE EXTINGUISHER CABINET/HOSE CABINET, ELECTRICAL PANEL BOARDS, AND OTHER ITEMS INDICATED ON DRAWINGS AS RECESSED INTO GYPSUM BOARD CONSTRUCTION. CONTRACTOR SHALL COORDINATE DEPTH AND SIZE OF RECESS REQUIRED WITH SPECIFIED EQUIPMENT.
6. EXPOSED GYPSUM BOARD EDGES SHALL HAVE METAL TRIM. PROVIDE CORNER BEADS ALONG FULL LENGTH OF OUTSIDE CORNERS AND J BEADS ALONG ENDS OF GYPSUM BOARD.
7. SLOPE TO FLOOR DRAINS NOT TO EXCEED 1:48 IN ALL DIRECTIONS.
8. U.N.O. FLOOR DRAINS TO BE IN THE GEOMETRIC CENTER OF ROOM.

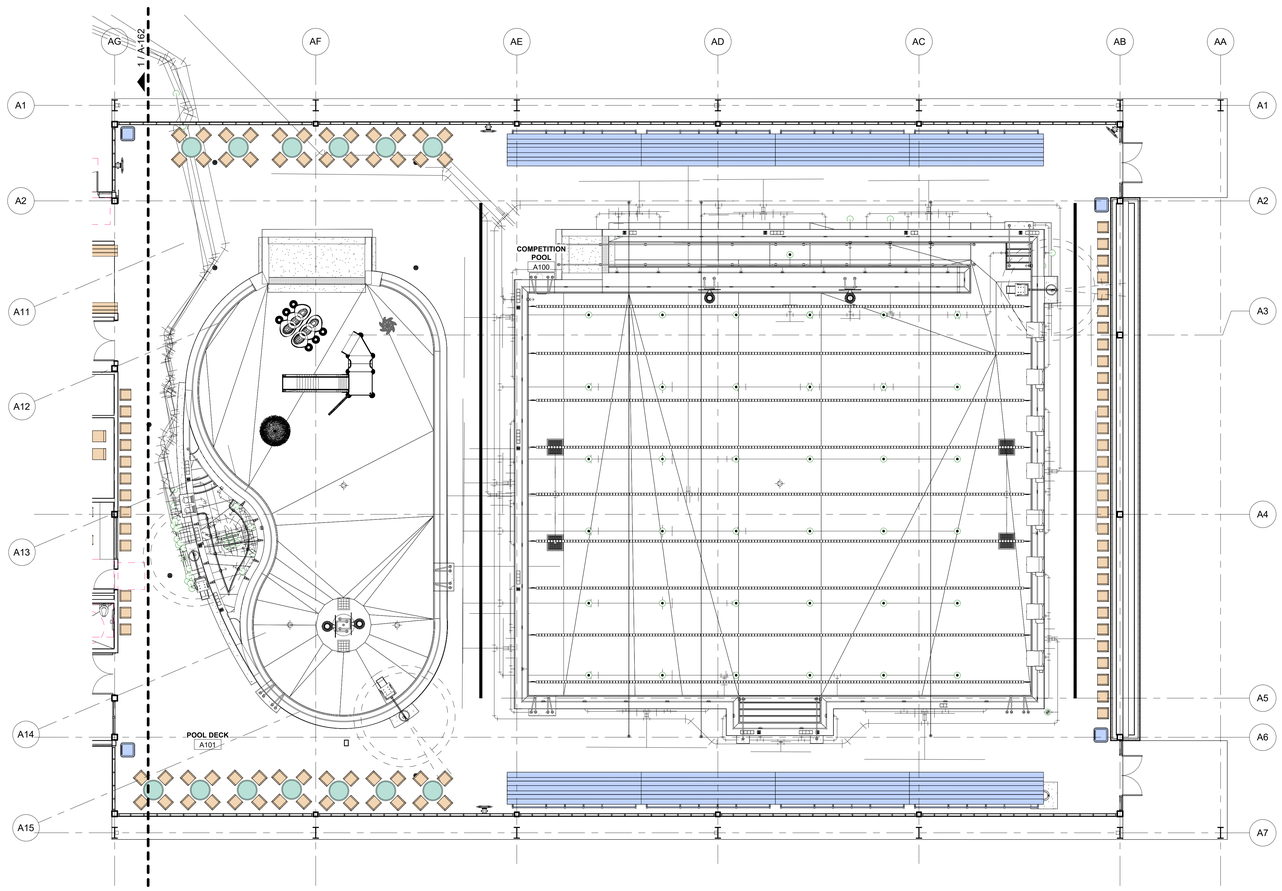
## FURNITURE SCHEDULE

| Type Mark | Description | Count |
|---|---|---|
| ACCESSORIES | | |
| AC01 | BLEACHERS | 8 |
| AC02 | OFFICE TRASH CAN | 6 |
| AC03 | LARGE TRASH CAN | 13 |
| AC04 | POOL STORAGE DECK BOX | 9 |
| CASEGOODS | | |
| CG01 | CAFETERIA TABLE @ GYM | 6 |
| CG02 | DINING TABLE @ LOBBIES | 13 |
| CG03 | TABLE @ POOL | 13 |
| CG04 | BREAK ROOM TABLE | 1 |
| CG05 | DOUBLE LOCKER WITH BENCH | 48 |
| CG06 | LATERAL FILE | 3 |
| CG07 | FOLDING TABLE | 12 |
| CG08 | M.O.D. DESK | 1 |
| CG09 | STAFF CUBBIES | 1 |
| CG10 | FITNESS CUBBIES | 1 |
| CG11 | HEAVY DUTY WIRE SHELVING | 8 |
| SEATING GROUP | | |
| SG01 | DINING CHAIR @ LOBBIES | 52 |
| SG02 | TASK CHAIR | 13 |
| SG03 | BAR STOOL @ GYM | 64 |
| SG04 | CHAIR @ POOL | 95 |
| SG05 | BREAK ROOM CHAIR | 6 |
| SG06 | FIXED BENCH | 7 |
| SG07 | FOLDING CHAIR | 72 |
| SG08 | GUEST CHAIR @ OFFICE | 6 |
| WORKSTATION | | |
| WS01 | L-SHAPE WORKSTATION | 2 |

## KEYNOTES

NOTE: KEYNOTE NUMBERING IS FOR ORGANIZATIONAL PURPOSES ONLY AND NOT INTENDED TO REFERENCE A SPECIFIC CSI DIVISION

| NUMBER | DESCRIPTION |
|---|---|




FURNITURE PLAN - SECTOR C 1
1/8" = 1'-0"

SEAL

CLIENT

City of West Memphis
205 Redding St. West
Memphis, AR 72301

DRAWING ISSUE

| No. | DATE | DESCRIPTION |
|---|---|---|
| | 2025-01-17 | ISSUE FOR DESIGN DEVELOPMENT |
| | 2025-03-14 | 75% CONSTRUCTION DOCUMENT PROGRESS |

ARCHITECT


PROJECT LUONG
HOUSTON
820 Gessner Rd., Suite 775, Houston, TX 77024
+1.346.708.8241
SAN ANTONIO
700 N. St. Mary's St., Suite 1400, San Antonio, TX 78205
+1.726.245.1378
SANTA MONICA
730 Arizona Ave., Santa Monica, CA 90401
+1.213.394.7230
TBAE REG. No. BR 4215
Projectluong.com


CONSULTANT

JOB INFO

CITY OF WEST MEMPHIS
RECREATION CENTER
ST HWY 191/I-40 SERV
West Memphis, AR 72301

JOB No.: WESCIT00561

SHEET TITLE

FURNITURE PLAN - SECTOR C

SHEET NUMBER

A-163


FILE PATH: ...\Luong Dropbox\City of West Memphis Recreation Center\RVT_R_SCH_C_WC_ARCH.rvt
DATE PRINTED: 3/27/2025 9:06:14 AM

A.M.D.G.

## GENERAL NOTES - ROOF PLAN

1. REFER TO MEP AND STRUCTURAL DRAWINGS FOR ADDITIONAL ROOF EQUIPMENT AND PENETRATIONS.
2. ALL DOWNSPOUTS TO BE DAY LIT AND ROUTED TO STORM (RE: CIVIL)
3. NO PLUMBING VENTS OR EXHAUST UNITS SHALL BE INSTALLED WITHIN 1'-0" OF INTAKE AIR UNITS OR 5'-0" OF EDGE OF ROOF.
4. REFER TO MEP DRAWINGS FOR ADDITIONAL INFORMATION.
5. REFER TO SPECIFICATIONS FOR LIGHTNING PROTECTION.
6. PROVIDE MANUF. RECOMMENDED ROOF PENETRATION FLASHING AT ALL ROOF PENETRATIONS.
7. PROVIDE MANUFACTURER RECOMMENDED VALLEY DIVERTERS AND DAMS WHERE NECESSARY.

## LEGEND - ROOF

RF01-A (STANDING SEAM METAL)

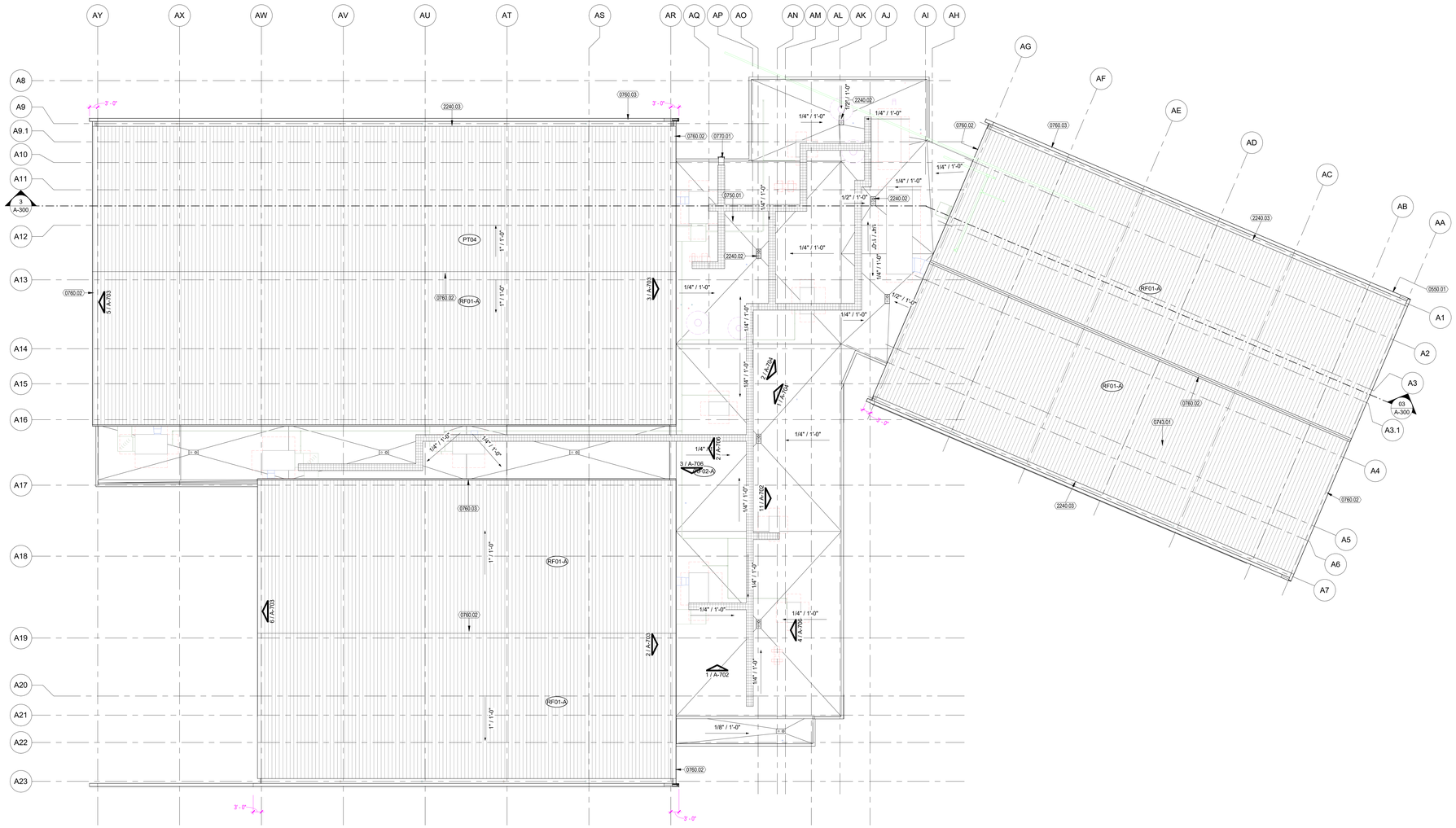
RF02-A (TPO OVER TAPERED INSULATION)

TPO CRICKETS - TAPER AT 1/4" PER 1" MINIMUM

## KEYNOTES

NOTE: KEYNOTE NUMBERING IS FOR ORGANIZATIONAL PURPOSES ONLY AND NOT INTENDED TO REFERENCE A SPECIFIC CSI DIVISION

| NUMBER | DESCRIPTION |
|---|---|
| 0550.01 | PAINTED PERFORATED METAL SCREEN ON HSS FRAME WITH CUSTOM PAINTED GRAPHIC - MCNICHOLS PERFORATED METAL PANEL WITH 3/16" ROUND ON 1/4" STAGGERED CENTERS OR SIMILAR. |
| 0743.01 | STANDING SEAM METAL ROOF BY PEMB MANUFACTURER - DOUBLE ZEE LOCK PANEL ZINC GREY DESIGNED TO MEET LOCATION SPECIFIC WIND LOAD REQUIRMENTS AS DETERMINED BY PEMB MANUFACTURER. |
| 0750.01 | TPO ROOF OVER TAPERED RIGID INSULATION ON PEMB METAL DECK - INSTALLED PER MANUFACTURER RECOMMENDATIONS - CARLISLE SYNTEC USED AS BASIS OF DESIGN. ALTERNATIVE EQUAL MANF. ACCEPTABLE UPPON APPROVAL BY ARCHITECT |
| 0760.02 | PTD. METAL TRIM/FLASHING |
| 0760.03 | PTD. METAL CAP OVER INSULATED METAL PANEL PARAPET |
| 0770.01 | PRECISION LADDER TUBULAR FIXED LADDER WITH PARAPET PLATFORM AND |
| 2240.02 | ROOF DRAIN WITH OVERFLOW: RE: PLUMBING |
| 2240.03 | INTERNAL METAL GUTTER BY PEMB. PROVIDE TPO LINER FULLY FLASHED INTO ADJACENT SYSTEMS. REFER TO ARCHITECTURAL AND PEMB DETAILS FOR ADDITIONAL INFORMATION |




ROOF PLAN 1
1/16" = 1'-0"

SEAL

CLIENT

City of West Memphis
205 Redding St. West
Memphis, AR 72301

DRAWING ISSUE

| No. | DATE | DESCRIPTION |
|---|---|---|
| | 2025-01-17 | ISSUE FOR DESIGN DEVELOPMENT |
| | 2025-03-14 | PLN SUBMITTED FOR COMMENT PROGRESS |

ARCHITECT

PROJECT LUONG
HOUSTON +1 346 708 8241
820 Gessner Rd., Suite 775, Houston, TX 77024
SAN ANTONIO +1 726 245 1378
700 N. St. Mary's St., Suite 1400, San Antonio, TX 78205
SANTA MONICA +1 213 394 7230
730 Arizona Ave., Santa Monica, CA 90401
TBAE REG. No. BR 4215
Projectluong.com

CONSULTANT

JOB INFO

CITY OF WEST MEMPHIS
RECREATION CENTER
ST HWY 191/I-40 SERV
West Memphis, AR 72301

JOB No.: WESCIT00561

SHEET TITLE

ROOF PLAN

SHEET NUMBER

A-170

FILE PATH: Autodesk Docs://City of West Memphis Recreation Center/WM_BLOCK_MAC_arch.rvt
DATE PRINTED: 3/28/2025 2:08:20 AM

A.M.O.G.

## GENERAL NOTES - FLOOR PLAN

1. REFER TO G SERIES FOR ALL PROJECT INFORMATION, ACCESSIBILITY STANDARDS, AND STANDARD MOUNTING HEIGHTS.
2. GENERAL CONTRACTOR TO PROVIDE AND COORDINATE WOOD BLOCKING REQUIREMENTS FOR ALL MILLWORK AND VISUAL DISPLAY SURFACES.
3. DO NOT SCALE DRAWINGS. WRITTEN DIMENSIONS GOVERN PARTITION LOCATIONS, DIMENSIONS, TYPES, DOORS, AND WINDOWS SHALL BE AS SHOWN ON THE FLOOR PLAN. IN CASE OF CONFLICT, NOTIFY ARCHITECT FOR WRITTEN CLARIFICATIONS PRIOR TO PROCEEDING WITH CONSTRUCTION. FLOOR PLANS BY ARCHITECT SUPERCEDE OTHER PLANS FOR LAYOUT.
4. PARTITIONS ARE DIMENSIONED FROM FACE OF GYP TO FACE OF GYP, U.N.O. DIMENSIONS MARKED "CLEAR" SHALL BE MAINTAINED AND SHALL ALLOW FOR THICKNESS OF FINISHES INCLUDING CARPET, TILE, VCT, ETC., CONTRACTOR SHALL NOT ADJUST DIMENSIONS WITHOUT WRITTEN INSTRUCTIONS FROM THE ARCHITECT.
5. CONTRACTOR SHALL INSTALL GYPSUM BOARD FURRING TO ACCOMMODATE DEPTH OF FIRE EXTINGUISHER CABINET/HOSE CABINET, ELECTRICAL PANEL BOARDS, AND OTHER ITEMS INDICATED ON DRAWINGS AS RECESSED INTO GYPSUM BOARD CONSTRUCTION. CONTRACTOR SHALL COORDINATE DEPTH AND SIZE OF RECESS REQUIRED WITH SPECIFIED EQUIPMENT.
6. EXPOSED GYPSUM BOARD EDGES SHALL HAVE METAL TRIM. PROVIDE CORNER BEADS ALONG FULL LENGTH OF OUTSIDE CORNERS AND J BEADS ALONG ENDS OF GYPSUM BOARD.
7. SLOPE TO FLOOR DRAINS NOT TO EXCEED 1:48 IN ALL DIRECTIONS.
8. U.N.O. FLOOR DRAINS TO BE IN THE GEOMETRIC CENTER OF ROOM.

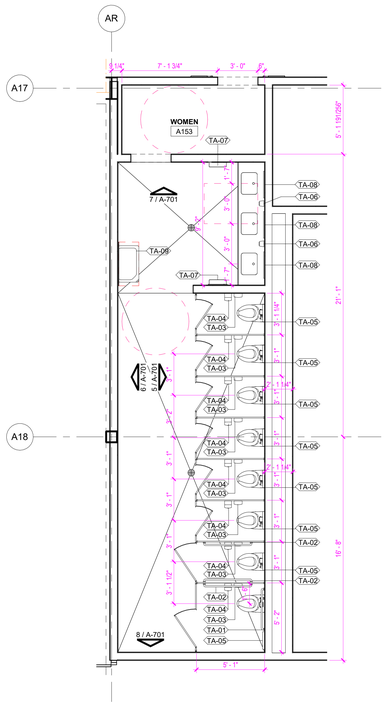
## TOILET ACCESSORIES

| MARK | MANUFACTURER | MODEL | DESCRIPTION |
|---|---|---|---|
| TA-01 | ASI | 3701-36 | 36" GRAB BAR |
| TA-02 | ASI | 3701-42 | 42" GRAB BAR |
| TA-03 | ASI | 20852 | SANITARY WASTE DISPOSAL |
| TA-04 | ASI | 0030 | SURFACE MOUNTED MULTI-ROLL TOILET TISSUE DISPENSER |
| TA-05 | ASI | 0477-SM | TOILET SEAT COVER DISPENSER |
| TA-06 | ASI | 0340 | SOAP DISPENSER |
| TA-07 | ASI | 0469 | RECESSED PAPER TOWEL DISPENSER AND WASTE RECEPTACLE 12 GAL |
| TA-08 | ASI | 0600-2436 | 24X36 MIRROR |
| TA-09 | ASI | 9018 | RECESSED BABY CHANGING STATION |
| TA-10 | ASI | 1214-2 + 1224 | SHOWER CURTAIN ROD |
| TA-11 | ASI | 8202 | FOLDING SHOWER SEAT |
| TA-12 | ASI | | URINAL PARTITION |

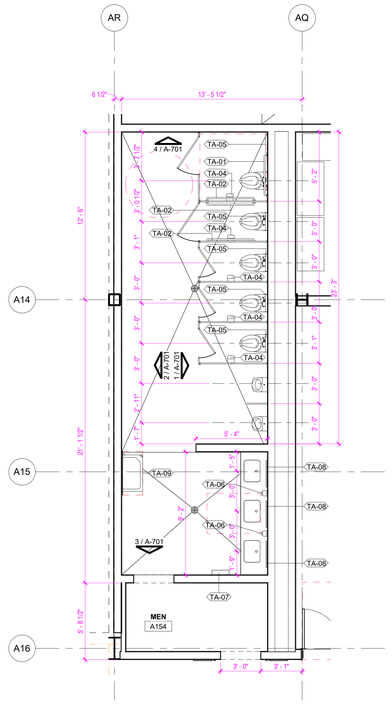
## KEYNOTES

NOTE: KEYNOTE NUMBERING IS FOR ORGANIZATIONAL PURPOSES ONLY AND NOT INTENDED TO REFERENCE A SPECIFIC CSI DIVISION

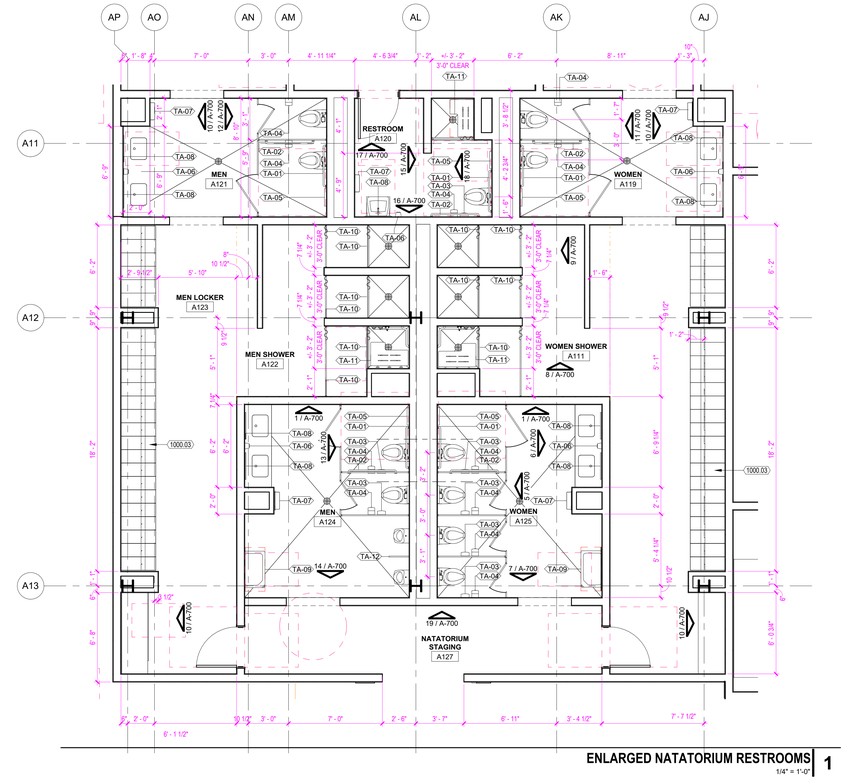
| NUMBER | DESCRIPTION |
|---|---|
| 1000.03 | PHENOLIC INTEGRATED BENCH SEAT WITH SHOE SHELF |



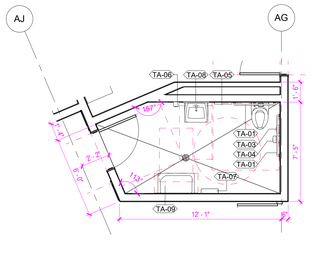

### ENLARGED WOMEN'S RESTROOM PLAN 3
1/4" = 1'-0"




### ENLARGED MEN'S RESTROOM PLAN 2
1/4" = 1'-0"




### ENLARGED NATATORIUM RESTROOMS 1
1/4" = 1'-0"




### FAMILY RR ENLARGED PLAN 4
1/4" = 1'-0"

SEAL

CLIENT

City of West Memphis
205 Redding St. West
Memphis, AR 72301

DRAWING ISSUE

| No. | DATE | DESCRIPTION |
|---|---|---|
| | 2025-01-17 | ISSUE FOR DESIGN DEVELOPMENT |
| | 2025-03-14 | % CONSTRUCTION DOCUMENTS PROGRESS |

ARCHITECT

PROJECT LUONG
HOUSTON
SAN ANTONIO
SANTA MONICA
TBAE REG. No. BR-4215

820 Gessner Rd., Suite 775, Houston, TX 77024 +1 346 708 8241
700 N. St. Mary's St., Suite 1400, San Antonio, TX 78205 +1 726 245 1378
730 Arizona Ave., Santa Monica, CA 90401 +1 213 394 7230
Projectluong.com

CONSULTANT

JOB INFO

CITY OF WEST MEMPHIS
RECREATION CENTER
ST HWY 191/I-40 SERV
West Memphis, AR 72301

JOB No.: WESCIT00561

SHEET TITLE

ENLARGED PLANS

SHEET NUMBER

A-180

FILE PATH: Autodesk Docs://City of West Memphis Recreation Center/WR_BLDG_A_R24_ARCH.rvt
DATE PRINTED: 3/31/2025 3:04:36 PM

A.M.D.G.

## GENERAL NOTES - ELEVATIONS

1. REFER TO SHEET FOR DOOR AND WINDOW TYPES AND SCHEDULES.
2. PROVIDE SILICONE SEALANT OVER BACKER ROD AROUND ALL WINDOWS, DOORS, AND LOUVER UNITS AND AT ALL CONTROL JOINTS.
3. CONTRACTOR TO NOTIFY ARCHITECT IN WRITING OF ANY CONFLICTS BETWEEN ELEVATIONS AND PLANS, SECTIONS, OR DETAILS PRIOR TO CONSTRUCTION.
4. PROVIDE WEEP HOLES, WICKS, AND/OR VENTS AS RECOMMENDED BY THE MASONRY INSTITUTE OF AMERICAN AND SPECIFIED.
5. ALL EXTERIOR CONDUIT, ELECTRICAL, OR APPLIED SYSTEMS TO BE PAINTED.
6. REFERENCE FINISH SCHEDULE FOR MORE INFORMATION.

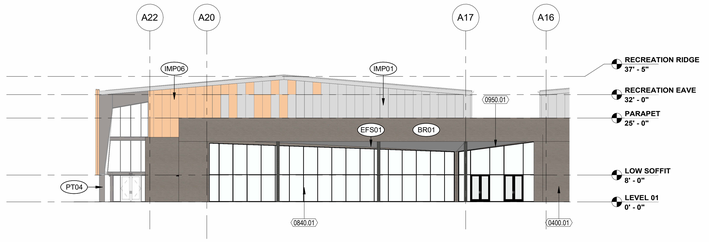
## PANEL SCHEDULE

| LEGEND | FINISH | Count |
|---|---|---|
| | IMP01 | 684 |
| | IMP02 | 296 |
| | IMP03 | 189 |
| | IMP04 | 194 |
| | IMP05 | 180 |
| | IMP06 | 211 |
| | IMP07 | 90 |

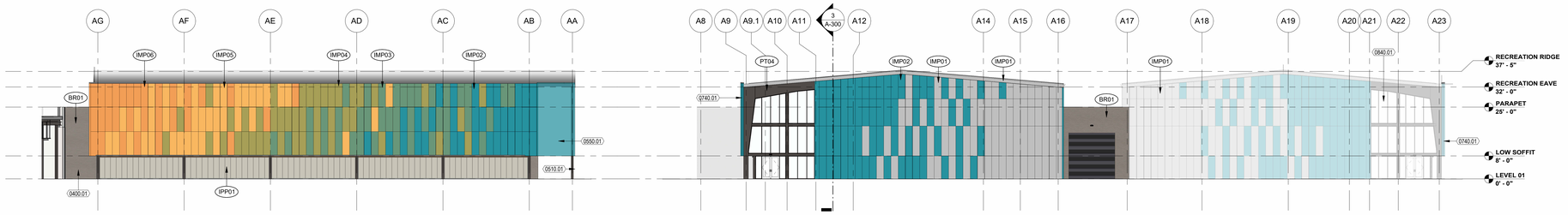
## KEYNOTES

NOTE: KEYNOTE NUMBERING IS FOR ORGANIZATIONAL PURPOSES ONLY AND NOT INTENDED TO REFERENCE A SPECIFIC CSI DIVISION

| NUMBER | DESCRIPTION |
|---|---|
| 0400.01 | SINGLE SOURCE THIN BRICK VENEER SYSTEM. ARRISCRAFT. MIN 2" XPS INSULATION WITH DRAINAGE PLANE PER MANF. RECOMMENDATION AND MIN R/C/D R-VALUE. RE: ELEVATIONS AND FINISH SCHEDULE FOR BRICK TYPE. |
| 0510.01 | SOLE SOURCE PRE-ENGINEERED STRUCTURAL METAL. FRAMING WITH HIGH PERFORMANCE STEEL COATING |
| 0550.01 | PAINTED PERFORATED METAL SCREEN ON HSS FRAME WITH CUSTOM PAINTED GRAPHIC - MCNICHOLS PERFORATED METAL PANEL WITH 3/16" ROUND ON 1/4" STAGGERED CENTERS OR SIMILAR. |
| 0740.01 | 30" INSULATED METAL PANEL SYSTEM. KINGSPAN QUADCORE. THICKNESS TO MEET CODE MIN. R-19. REFER TO ELEVATION FOR COLOR MAPPING AND FINISH SCHEDULE FOR RAL - PROVIDE EXTRUDED JOINT AND TRANSITION DETAILING - EXTRUSION FINISH TO MATCH PANEL ABOVE. |
| 0840.01 | STOREFRONT WITH INSULATED GLASS - REFER TO STOREFRONT SCHEDULE FOR PRODUCT TYPE - PROVIDE MANUFACTURER RECOMMENDED FRAMING PER STRUCTURAL WIND LOADING REQUIREMENTS. REFER TO STOREFRONT SCHEDULE FOR FRAME FINISH. ALL EXTERIOR GLAZING TO BE GL-01 U.O.N. REFER TO GENERAL NOTES FOR TEMPERED GLAZING REQUIREMENTS |
| 0950.01 | SLOPED SOFFIT |

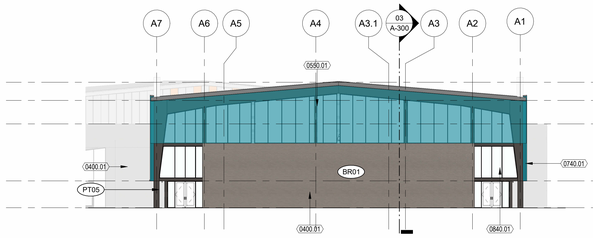



ENTRY ELEVATION (SOUTH) 4
1/16" = 1'-0"

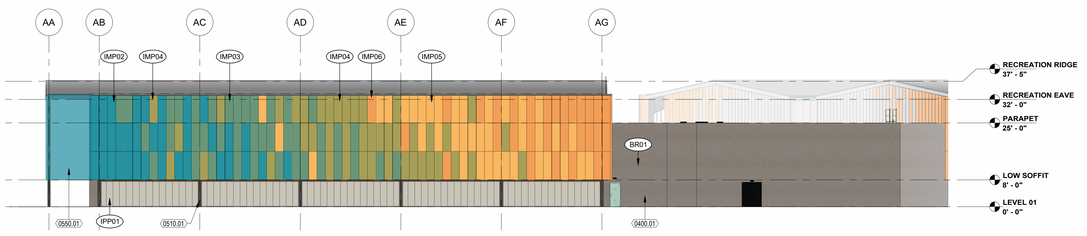



NATATORIUM (EAST) 6
1/16" = 1'-0"

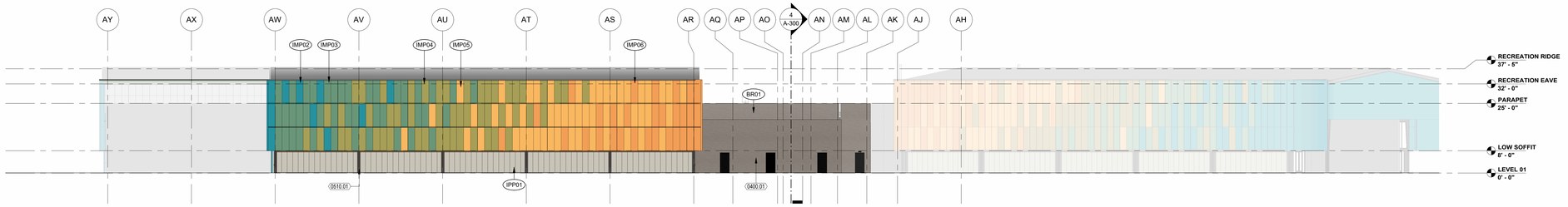
NORTH ELEVATION 3
1/16" = 1'-0"




NATATORIUM (SOUTH) 5
1/16" = 1'-0"




NATATORIUM (WEST) 2
1/16" = 1'-0"




EAST ELEVATION 1
1/16" = 1'-0"

SEAL

CLIENT

City of West Memphis
205 Redding St. West
Memphis, AR 72301

DRAWING ISSUE

| No. | DATE | DESCRIPTION |
|---|---|---|
| | 2025-01-17 | ISSUE FOR DESIGN DEVELOPMENT |
| | 2025-03-14 | 75% CONSTRUCTION DOCUMENT PROGRESS |

ARCHITECT


PROJECT LUONG
HOUSTON
SAN ANTONIO
SANTA MONICA
TBAE REG. No. BR 4215
820 Gessner Rd., Suite 775, Houston, TX 77024 +1 346 708 8241
700 N. St. Mary's St., Suite 1400, San Antonio, TX 78205 +1 726 245 1378
730 Arizona Ave., Santa Monica, CA 90401 +1 213 394 7230
Projectluong.com


CONSULTANT

JOB INFO

CITY OF WEST MEMPHIS
RECREATION CENTER
ST HWY 191/I-40 SERV
West Memphis, AR 72301

JOB No.: WESCIT00561

SHEET TITLE

BUILDING ELEVATIONS

SHEET NUMBER

A-200

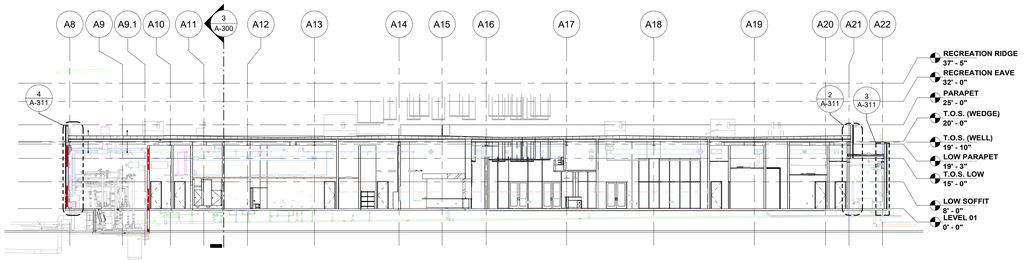

FILE PATH: ...\exhibit Docs\City of West Memphis Recreation Center\RVT_BLDG A_INC_ARCH.rvt
DATE PRINTED: 3/27/2025 9:36:21 AM

A.M.D.G.

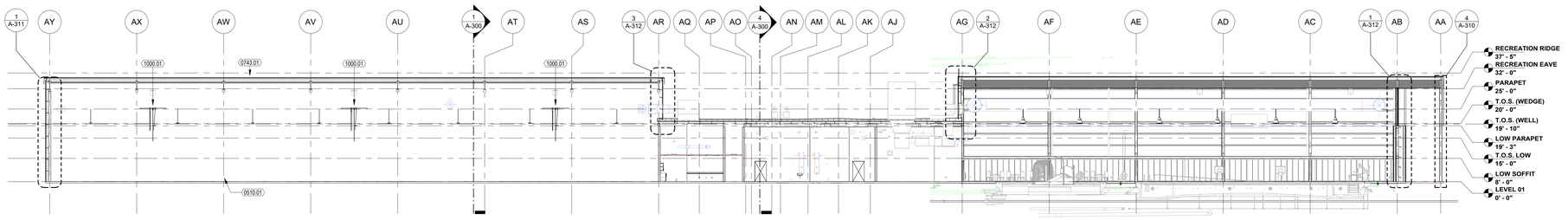
## KEYNOTES

NOTE: KEYNOTE NUMBERING IS FOR ORGANIZATIONAL PURPOSES ONLY AND NOT INTENDED TO REFERENCE A SPECIFIC CSI DIVISION

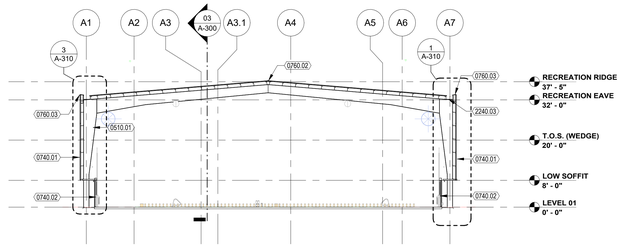
| NUMBER | DESCRIPTION |
|---|---|
| 0510.01 | SOLE SOURCE PRE-ENGINEERED STRUCTURAL METAL FRAMING WITH HIGH PERFORMANCE STEEL COATING |
| 0740.01 | 30" INSULATED METAL PANEL SYSTEM. KINGSPAN QUADCORE. THICKNESS TO MEET CODE MIN. R-19. REFER TO ELEVATION FOR COLOR MAPPING AND FINISH SCHEDULE FOR RAL - PROVIDE EXTRUDED JOINT AND TRANSITION DETAILING - EXTRUSION FINISH TO MATCH PANEL ABOVE. |
| 0740.02 | KINGSPAN 4" UNIQUAD POLYCARBONATE PANEL SYSTEM WITH ICE WHITE MATTE PANELS AND ANODIZED BLACK FRAME. PROVIDE INTERMEDIATE MULLIONS. PROVIDE MANUFACURER SIGNED AND SEALED STRUCTURAL ANALYSIS. |
| 0740.04 | PAINTED METAL SOFFIT BY KINGSPAN - REFER TO FINISH SHCEDULE. |
| 0743.01 | STANDING SEAM METAL ROOF BY PEMB MANUFACTURER - DOUBLE ZEE LOCK PANEL ZINC GREY DESIGNED TO MEET LOCATION SPECIFIC WIND LOAD REQUIRMENTS AS DETERMINED BY PEMB MANUFACTURER. |
| 0750.01 | TPO ROOF OVER TAPERED RIGID INSULATION ON PEMB METAL DECK - INSTALLED PER MANUFACTURER RECOMMENDATIONS - CARLISLE SYNTEC USED AS BASIS OF DESIGN. ALTERNATIVE EQUAL MANF. ACCEPTABLE UPPON APPROVAL BY ARCHITECT. |
| 0760.02 | PTD. METAL TRIM/FLASHING |
| 0760.03 | PTD. METAL CAP OVER INSULATED METAL PANEL PARAPET |
| 1000.01 | SPECIALTY SPORTS EQUIPMENT; REFER TO SPORTS CONSULTANT PACKAGE. COORDINATE ADDITIONAL STRUCTURAL AND POWER REQUIREMENTS WITH MEP AND STRUCTURAL CONSULTANT |
| 1270.01 | SOLID SURFACE COUNTERTOP; REFER TO FINISH SCHEDULE. PROVIDE SUPPORT BRACKETS AS NEEDED. ROUT COUNTER AROUND STEEL STRUCTURE. |
| 2240.03 | INTERNAL METAL GUTTER BY PEMB. PROVIDE TPO LINER FULLY FLASHED INTO ADJACENT SYSTEMS. REFER TO ARCHITECTURAL AND PEMB DETAILS FOR ADDITIONAL INFORMATION |



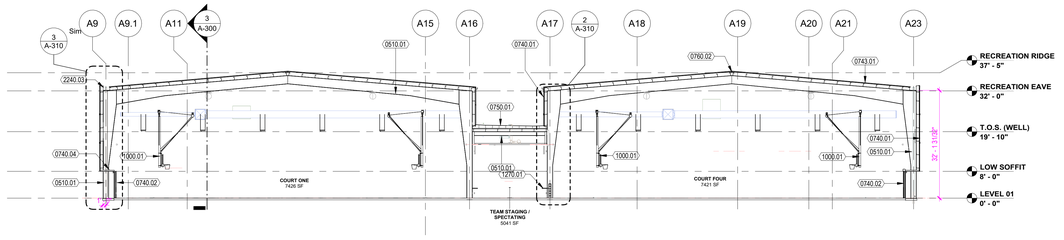

WEDGE SECTION 4
1/16" = 1'-0"




LONGITUDINAL SECTION 03
1/16" = 1'-0"




NATATORIUM SECTION 2
1/16" = 1'-0"




GYMNASIUM SECTION 1
1/16" = 1'-0"

SEAL

CLIENT

City of West Memphis
205 Redding St. West
Memphis, AR 72301

DRAWING ISSUE

| No. | DATE | DESCRIPTION |
|---|---|---|
| | 2025-01-17 | ISSUE FOR DESIGN DEVELOPMENT |
| | 2025-03-14 | PLN SUBMITTED DOCUMENT PROGRESS |

ARCHITECT


PROJECT LUONG
HOUSTON 820 Gessner Rd., Suite 775, Houston, TX 77024 +1 346 708 8241
SAN ANTONIO 700 N. St. Mary's St., Suite 1400, San Antonio, TX 78205 +1 726 245 1378
SANTA MONICA 730 Arizona Ave., Santa Monica, CA 90401 +1 213 394 7230
TBAE REG. No. BR 4215
Projectluong.com


CONSULTANT

JOB INFO

CITY OF WEST MEMPHIS
RECREATION CENTER
ST HWY 191/I-40 SERV
West Memphis, AR 72301

JOB No.: WESCIT00561

SHEET TITLE
BUILDING SECTIONS

SHEET NUMBER
A-300

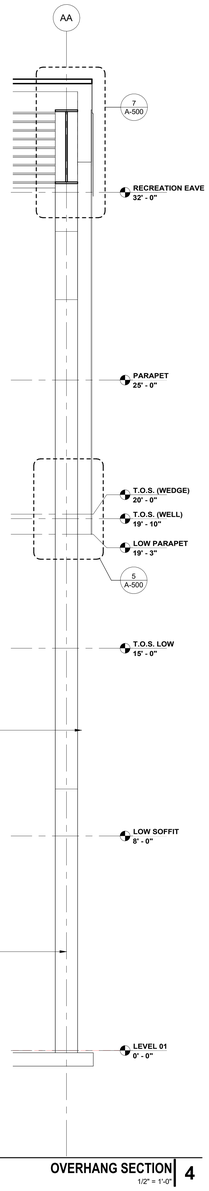

FILE PATH: Autodesk Docs://City of West Memphis Recreation Center/AMR_BUILDX_ARC_aRCH.rvt
DATE PRINTED: 3/25/2025 2:56:21 AM

A.M.D.G.

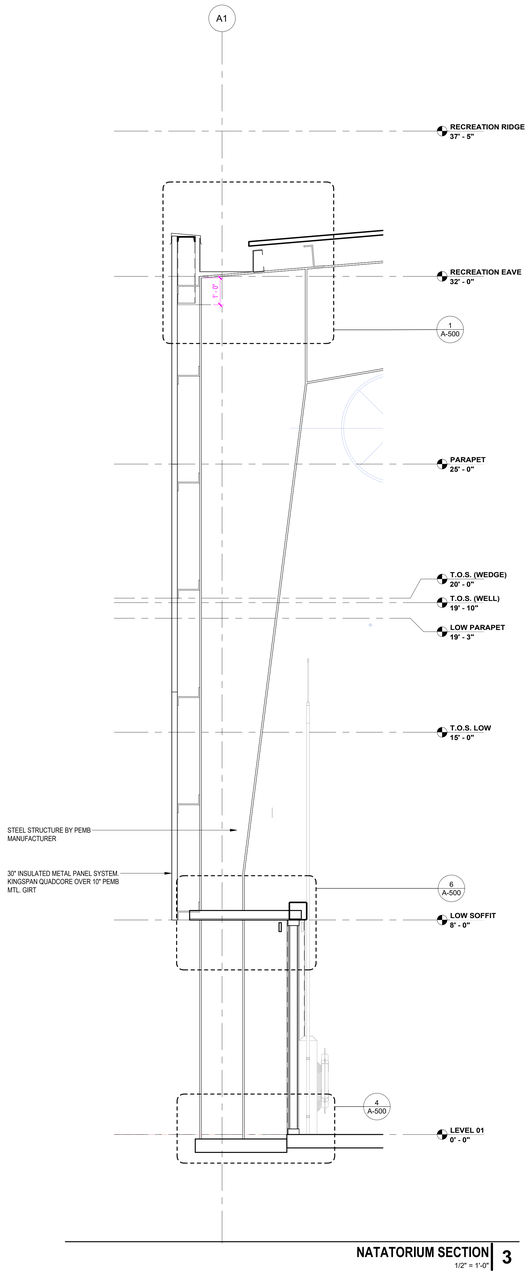
## KEYNOTES

NOTE: KEYNOTE NUMBERING IS FOR ORGANIZATIONAL PURPOSES ONLY AND NOT INTENDED TO REFERENCE A SPECIFIC CSI DIVISION

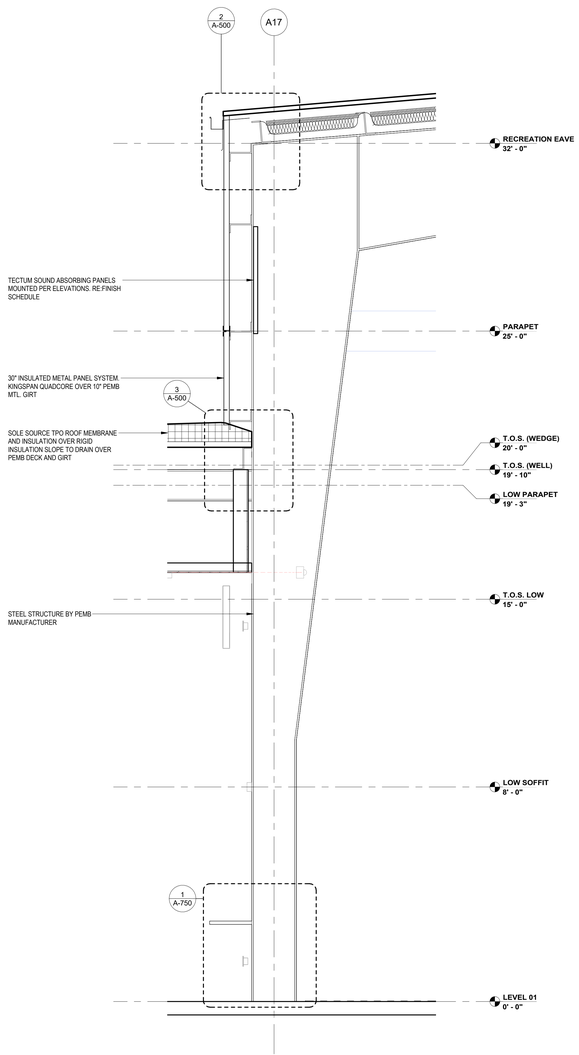
| NUMBER | DESCRIPTION |
|---|---|



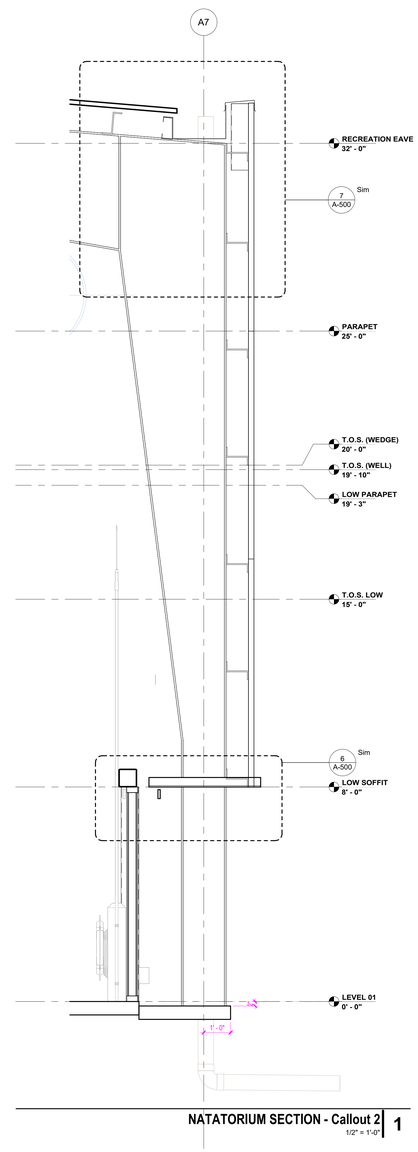

OVERHANG SECTION 4
1/2" = 1'-0"




NATATORIUM SECTION 3
1/2" = 1'-0"




GYM WALL SECTION 2
1/2" = 1'-0"




NATATORIUM SECTION - Callout 2 1
1/2" = 1'-0"

SEAL

CLIENT

City of West Memphis
205 Redding St. West
Memphis, AR 72301

DRAWING ISSUE

| No. | DATE | DESCRIPTION |
|---|---|---|
| | 2025-01-17 | ISSUE FOR DESIGN DEVELOPMENT |
| | 2025-03-14 | 75% SUBMITTAL TO CLIENT FOR PRICING |

ARCHITECT


PROJECT LUONG
HOUSTON
SAN ANTONIO
SANTA MONICA
820 Gessner Rd., Suite 775, Houston, TX 77024
+1 346 708 8241
700 N. St. Mary's St., Suite 1400, San Antonio, TX 78205
+1 726 245 1378
730 Arizona Ave., Santa Monica, CA 90401
+1 213 394 7230
Projectluong.com
TBAE REG. No. BR 4215


CONSULTANT

JOB INFO

CITY OF WEST MEMPHIS
RECREATION CENTER
ST HWY 191/I-40 SERV
West Memphis, AR 72301

JOB No.: WESCIT00561

SHEET TITLE

WALL SECTIONS

SHEET NUMBER

A-310

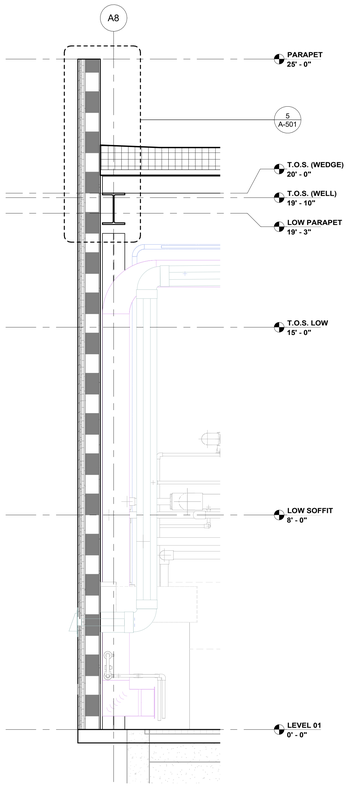

FILE PATH: ...\Luong Dropbox\City of West Memphis Recreation Center\WM_BUSA_MAC_ahOh.rvt
DATE PRINTED: 3/25/2025 2:39:31 AM

A.M.D.G.

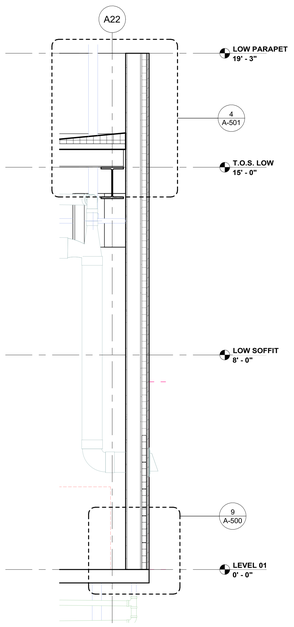
## KEYNOTES

NOTE: KEYNOTE NUMBERING IS FOR ORGANIZATIONAL PURPOSES ONLY AND NOT INTENDED TO REFERENCE A SPECIFIC CSI DIVISION

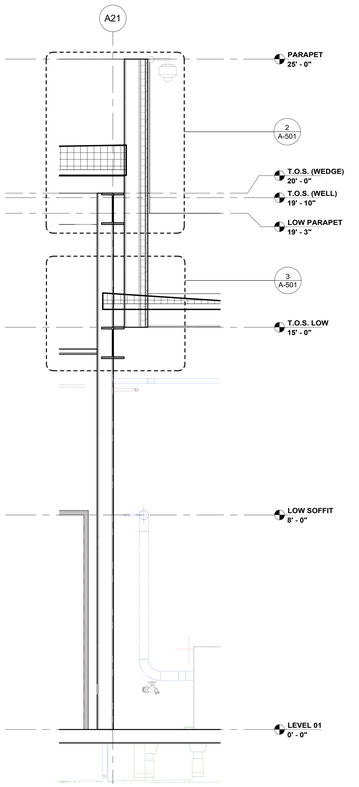
| NUMBER | DESCRIPTION |
|---|---|
| 0510.01 | SOLE SOURCE PRE-ENGINEERED STRUCTURAL METAL FRAMING WITH HIGH PERFORMANCE STEEL COATING |
| 0740.01 | 30" INSULATED METAL PANEL SYSTEM. KINGSPAN QUADCORE. THICKNESS TO MEET CODE MIN. R-19. REFER TO ELEVATION FOR COLOR MAPPING AND FINISH SCHEDULE FOR RAL - PROVIDE EXTRUDED JOINT AND TRANSITION DETAILING - EXTRUSION FINISH TO MATCH PANEL ABOVE. |
| 0743.01 | STANDING SEAM METAL ROOF BY PEMB MANUFACTURER - DOUBLE ZEE LOCK PANEL ZINC GREY DESIGNED TO MEET LOCATION SPECIFIC WIND LOAD REQUIRMENTS AS DETERMINED BY PEMB MANUFACTURER. |
| 0760.02 | PTD. METAL TRIM/FLASHING |



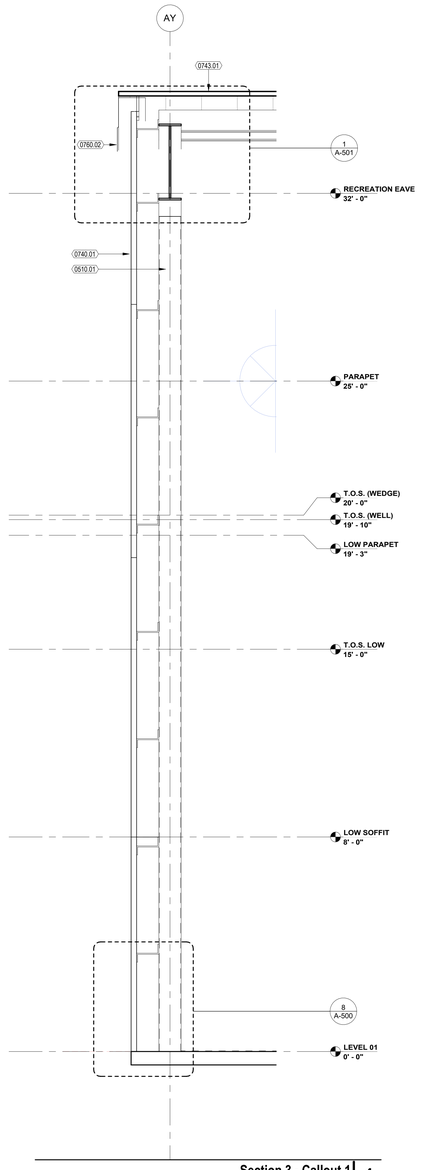

WEDGE SECTION - Callout 3 | 4
1/2" = 1'-0"




WEDGE SECTION - Callout 2 | 3
1/2" = 1'-0"




WEDGE SECTION - Callout 1 | 2
1/2" = 1'-0"




Section 3 - Callout 1 | 1
1/2" = 1'-0"

SEAL

CLIENT

**City of West Memphis**
205 Redding St. West
Memphis, AR 72301

DRAWING ISSUE

| No. | DATE | DESCRIPTION |
|---|---|---|
| | 2025-01-17 | ISSUE FOR DESIGN DEVELOPMENT |
| | 2025-03-14 | PLN SUBMITTED TO COUNTY FOR PERMITS |

ARCHITECT


PROJECT LUONG
820 Gessner Rd., Suite 775, Houston, TX 77024 +1 346 708 8241
700 N. St. Mary's St., Suite 1400, San Antonio, TX 78205 +1 726 245 1378
730 Arizona Ave., Santa Monica, CA 90401 +1 213 394 7230
Projectluong.com
HOUSTON SAN ANTONIO SANTA MONICA
TBAE REG. No. BR 4215


CONSULTANT

JOB INFO

CITY OF WEST MEMPHIS
RECREATION CENTER
ST HWY 191/I-40 SERV
West Memphis, AR 72301

JOB No.: WESCIT00561

SHEET TITLE

WALL SECTIONS

SHEET NUMBER

A-311

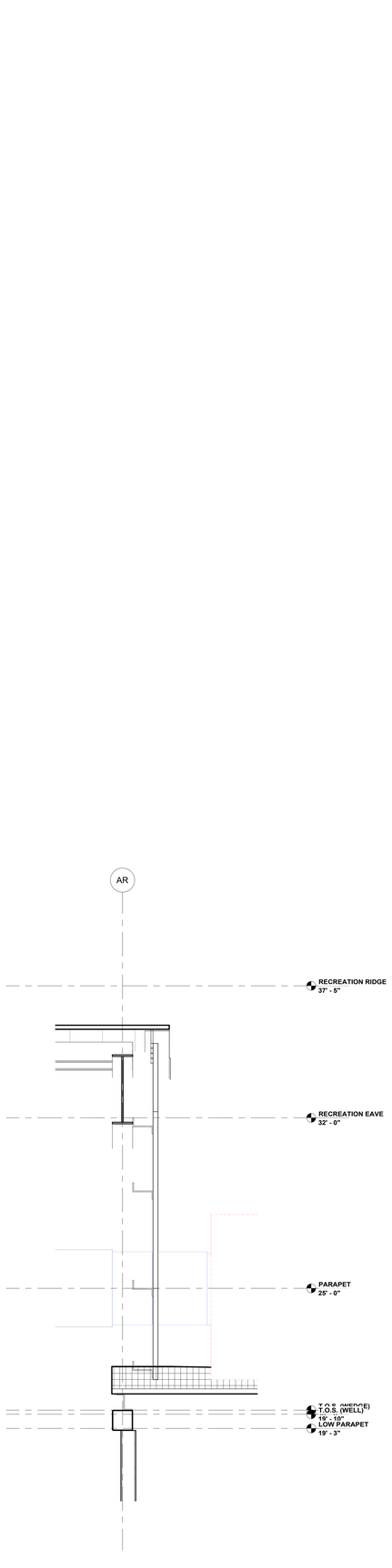

FILE PATH: Autodesk Docs://City of West Memphis Recreation Center/ARC_BLDG A_INIC_ARCH.rvt
DATE PRINTED: 3/20/2025 3:09:31 AM

A.M.D.G.

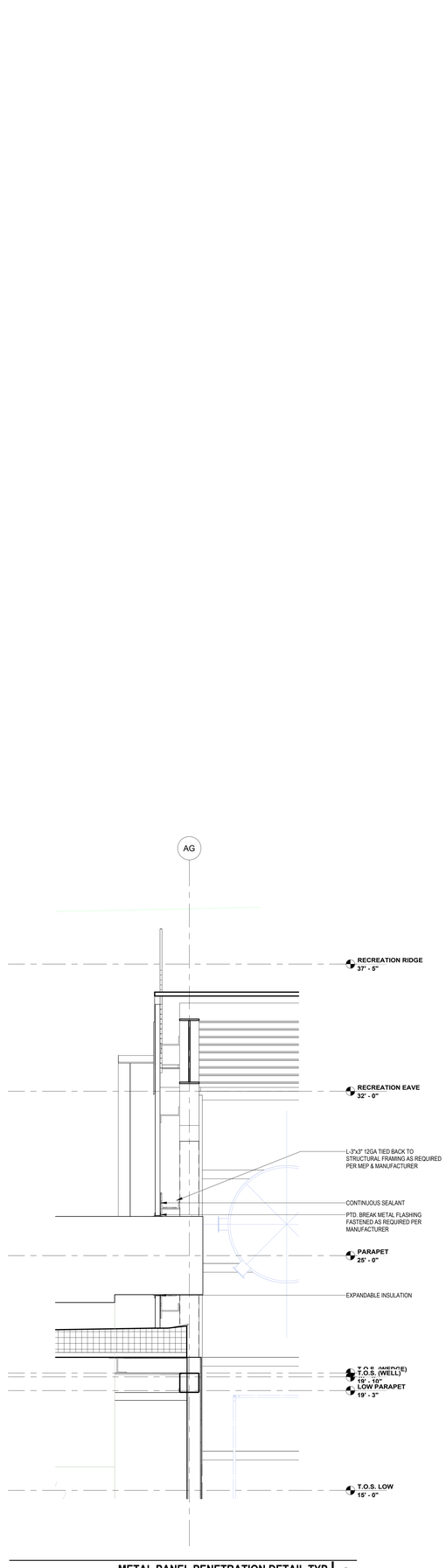
## KEYNOTES

NOTE: KEYNOTE NUMBERING IS FOR ORGANIZATIONAL PURPOSES ONLY AND NOT INTENDED TO REFERENCE A SPECIFIC CSI DIVISION

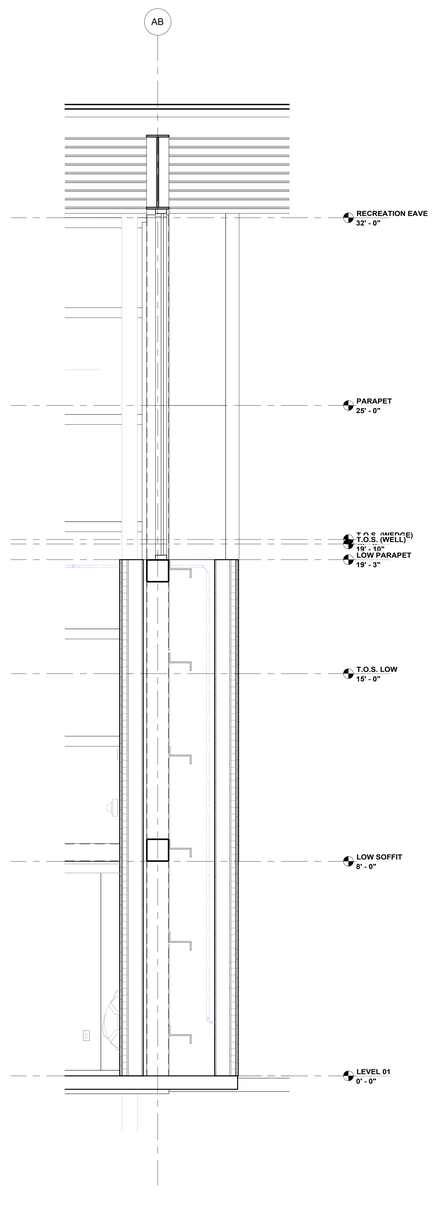
| NUMBER | DESCRIPTION |
|---|---|




Section 3 - Callout 2 | 3
1/2" = 1'-0"




METAL PANEL PENETRATION DETAIL TYP. | 2
1/2" = 1'-0"




LONGITUDINAL SECTION - Callout 2 | 1
1/2" = 1'-0"

SEAL

CLIENT

**City of West Memphis**
205 Redding St. West
Memphis, AR 72301

DRAWING ISSUE

| No. | DATE | DESCRIPTION |
|---|---|---|
| | 2025-01-17 | ISSUE FOR DESIGN DEVELOPMENT |
| | 2025-02-14 | PLN SUBMITTAL/TOO COMMENT PROGRESS |

ARCHITECT


PROJECT LUONG
HOUSTON
SAN ANTONIO
SANTA MONICA
TBAE REG. No. BR-4215

820 Gessner Rd., Suite 775, Houston, TX 77024
+1 346 708 8241
700 N. St. Mary's St., Suite 1400, San Antonio, TX 78205
+1 726 245 1378
730 Arizona Ave., Santa Monica, CA 90401
+1 213 394 7230
Projectluong.com


CONSULTANT

JOB INFO

CITY OF WEST MEMPHIS
RECREATION CENTER
ST HWY 191/I-40 SERV
West Memphis, AR 72301

JOB No.: WESCIT00561

SHEET TITLE

WALL SECTIONS

SHEET NUMBER

A-312

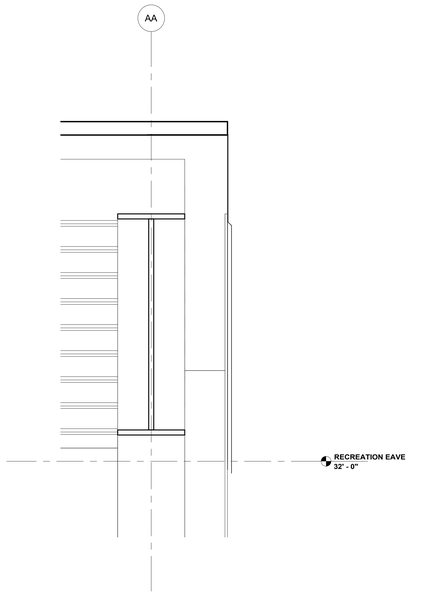

FILE PATH: Autodesk Docs://City of West Memphis Recreation Center/WR_BLDG_A_R24_ARCH.rvt
DATE PRINTED: 3/5/2025 9:04:08 AM

A.M.D.G.

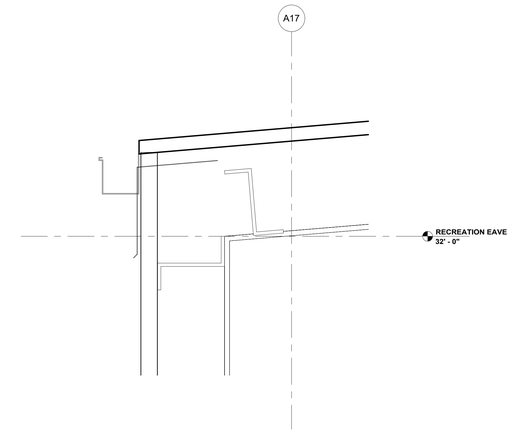
## KEYNOTES

NOTE: KEYNOTE NUMBERING IS FOR ORGANIZATIONAL PURPOSES ONLY AND NOT INTENDED TO REFERENCE A SPECIFIC CSI DIVISION

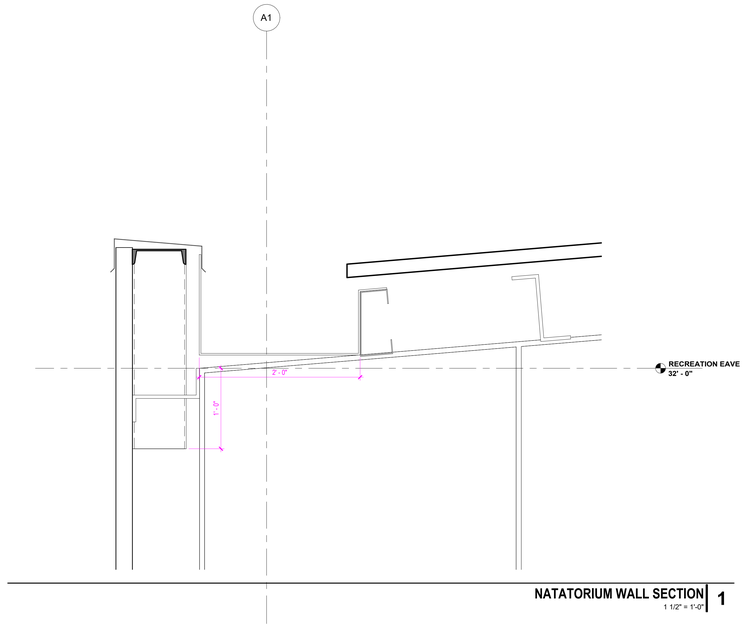
| NUMBER | DESCRIPTION |
|---|---|



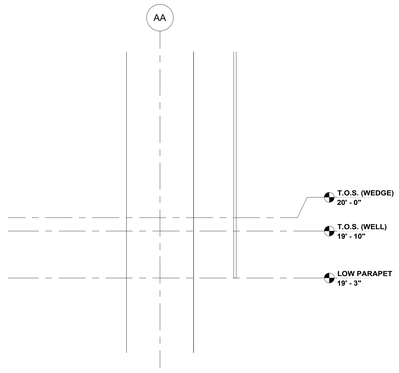

LONGITUDINAL SECTION - Callout 1 - Callout 1 | 7
1 1/2" = 1'-0"



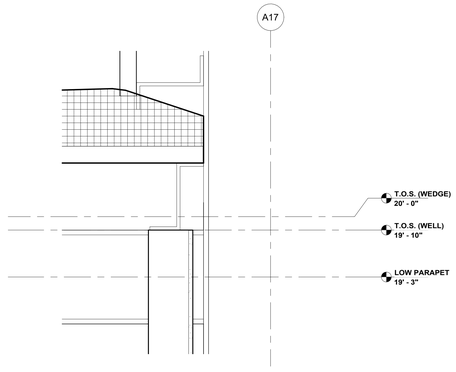

GYMNASIUM SECTION - Callout 1 - Callout 1 | 2
1 1/2" = 1'-0"



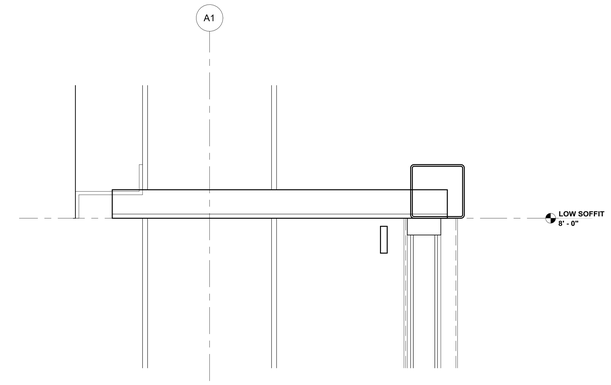

NATATORIUM WALL SECTION | 1
1 1/2" = 1'-0"



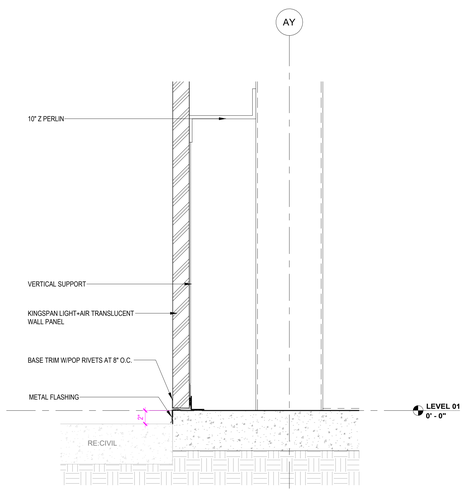

LONGITUDINAL SECTION - Callout 1 - Callout 2 | 5
1 1/2" = 1'-0"



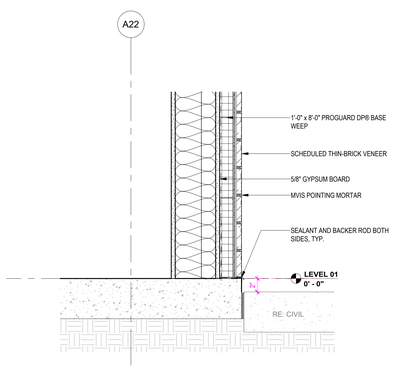

GYMNASIUM SECTION - Callout 1 - Callout 2 | 3
1 1/2" = 1'-0"



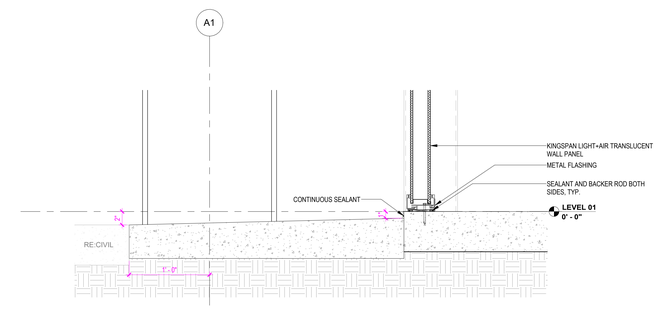

NATATORIUM SECTION - Callout 1 - Callout 3 | 6
1 1/2" = 1'-0"




Section 3 - Callout 1 - Callout 1 | 8
1 1/2" = 1'-0"




WEDGE SECTION - Callout 2 - Callout 1 | 9
1 1/2" = 1'-0"




NATATORIUM SECTION - Callout 1 - Callout 1 | 4
1 1/2" = 1'-0"

FILE PATH: ...\Lumion Docs\City of West Memphis Recreation Center.RVMB_SLICK_INC_ARCH.rvt
DATE PRINTED: 4/27/2022 9:30:31 AM

SEAL

CLIENT

**City of West Memphis**
205 Redding St. West
Memphis, AR 72301

DRAWING ISSUE

| No. | DATE | DESCRIPTION |
|---|---|---|
| | 2020-01-17 | ISSUE FOR DESIGN DEVELOPMENT |
| | 2020-03-16 | 75% CONSTRUCTION DOCUMENT PROGRESS |

ARCHITECT

PROJECT LUONG
HOUSTON
820 Gessner Rd., Suite 775, Houston, TX 77024
+1 346 708 8241
SAN ANTONIO
700 N. St. Mary's St., Suite 1400, San Antonio, TX 78205
+1 726 245 1378
SANTA MONICA
730 Arizona Ave., Santa Monica, CA 90401
+1 213 394 7230
TBAE REG. No. BR 4215
Projectluong.com

CONSULTANT

JOB INFO

CITY OF WEST MEMPHIS
RECREATION CENTER
ST HWY 191/I-40 SERV
West Memphis, AR 72301

JOB No.: WESCIT00561

SHEET TITLE

WALL SECTION DETAILS

SHEET NUMBER

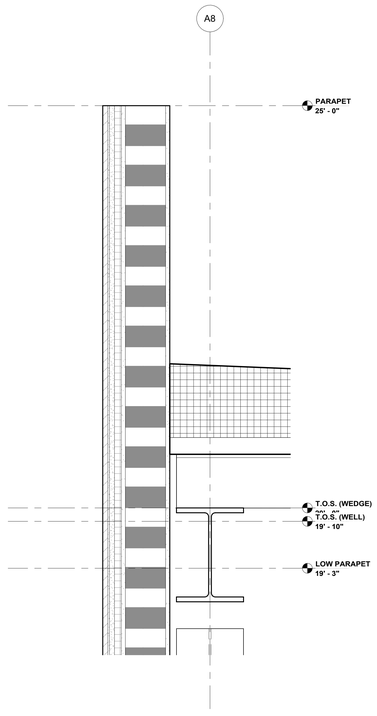
A-500

A.M.D.G.

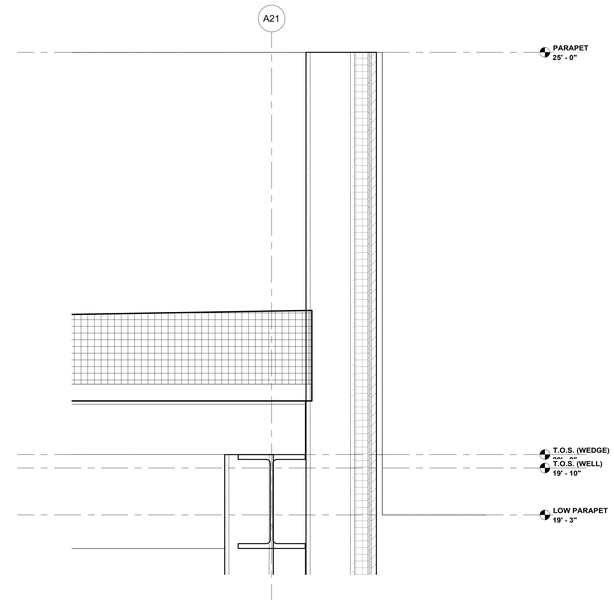
## KEYNOTES

NOTE: KEYNOTE NUMBERING IS FOR ORGANIZATIONAL PURPOSES ONLY AND NOT INTENDED TO REFERENCE A SPECIFIC CSI DIVISION

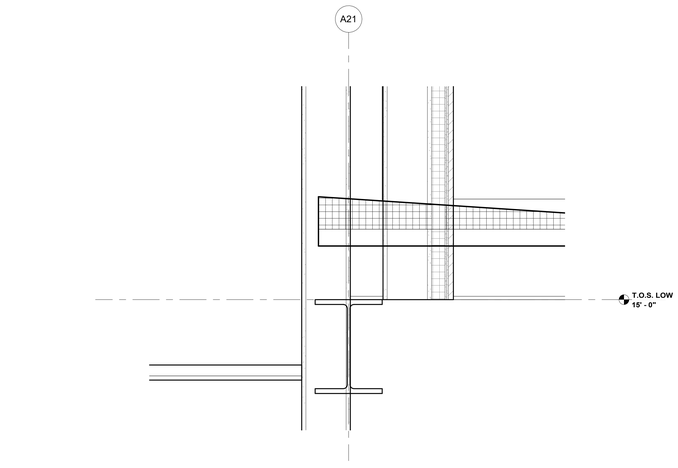
| NUMBER | DESCRIPTION |
|---|---|



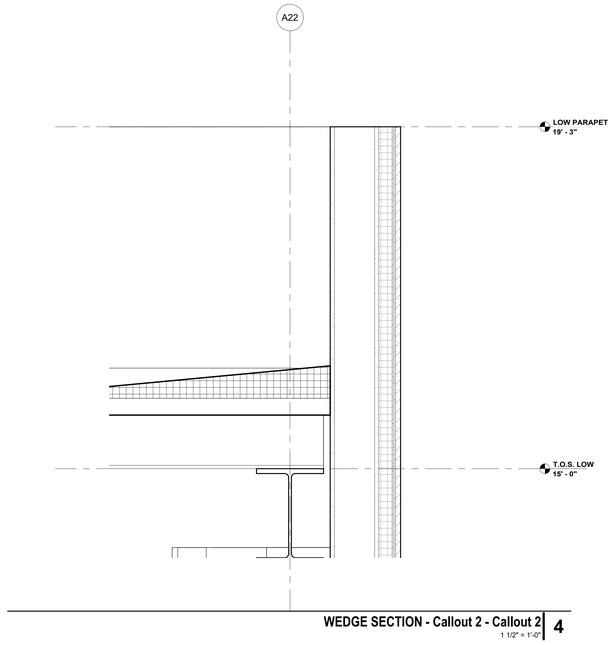

WEDGE SECTION - Callout 3 - Callout 1 | 5
1 1/2" = 1'-0"



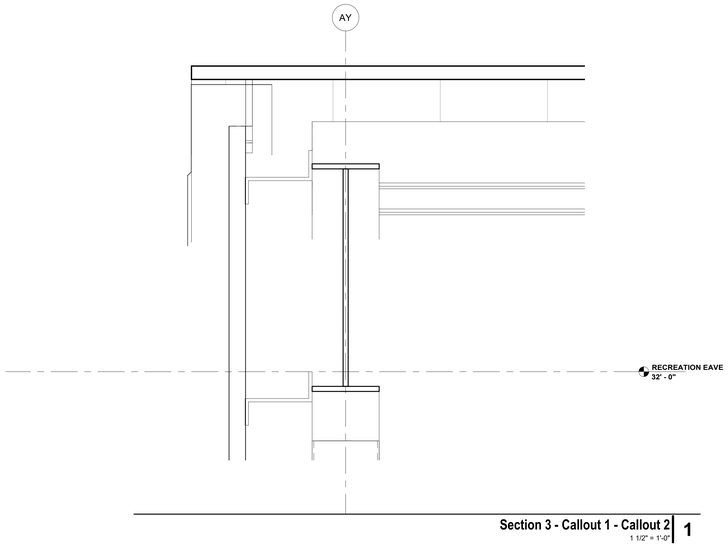

WEDGE SECTION - Callout 1 - Callout 1 | 2
1 1/2" = 1'-0"




WEDGE SECTION - Callout 1 - Callout 2 | 3
1 1/2" = 1'-0"




WEDGE SECTION - Callout 2 - Callout 2 | 4
1 1/2" = 1'-0"




Section 3 - Callout 1 - Callout 2 | 1
1 1/2" = 1'-0"

SEAL

CLIENT

City of West Memphis
205 Redding St. West
Memphis, AR 72301

DRAWING ISSUE

| No. | DATE | DESCRIPTION |
|---|---|---|
| | 2025-01-17 | ISSUE FOR DESIGN DEVELOPMENT |
| | 2025-02-14 | 75% CONSTRUCTION DOCUMENT PROGRESS |

ARCHITECT


PROJECT LUONG
HOUSTON
SAN ANTONIO
SANTA MONICA
TBAE REG. No. BR 4215
820 Gessner Rd., Suite 775, Houston, TX 77024
+1 346 708 8241
700 N. St. Mary's St., Suite 1400, San Antonio, TX 78205
+1 726 245 1378
730 Arizona Ave., Santa Monica, CA 90401
+1 213 394 7230
Projectluong.com


CONSULTANT

JOB INFO

CITY OF WEST MEMPHIS
RECREATION CENTER
ST HWY 191/I-40 SERV
West Memphis, AR 72301

JOB No.: WESCIT00561

SHEET TITLE

WALL SECTION DETAILS

SHEET NUMBER

A-501

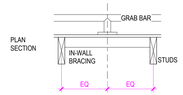

FILE PATH: Autodesk Docs://City of West Memphis Recreation Center/AMD_BLDG A_MAC_ARCH.rvt
DATE PRINTED: 3/20/2025 2:15:21 AM

A.M.D.G.

## IN-WALL BRACING

PROVIDE IN-WALL BRACING IN ALL PARTITIONS OR EXTERIOR WALLS WHERE GRAB BARS, HANDRAILS, SHOWER SEATS OR OTHER EQUIPMENT ANCHORS TO WOOD STUD WALLS AND IN OTHER LOCATIONS AS NOTED ON THE DRAWINGS.

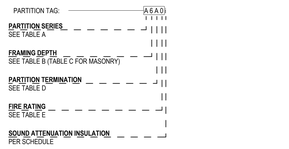
CENTER STUDS ABOUT THE LOCATION OF THE DEVICE ANCHOR POINT. GRAB BAR BRACKET SHOWN, OTHER DEVICES SIMILAR.




IN-WALL BRACING SHALL BE NO LESS THAN A 2X6 WOOD STUD, AND SHALL SUPPORT A 250 POUND GRAVITY LOAD CONCENTRATED AT ANY POINT ON THE DEVICE BEING ANCHORED.

## PARTITION LEGEND

THE FIRST LETTER OF EACH PARTITION TAG DESCRIBES THE PARTITIONS ASSEMBLY. THE SECOND NUMBER INDICATES THE FRAMING DEPTH. THE SECOND LETTER INDICATES HOW THE PARTITION HEIGHT/TERMINATION. THE LAST NUMBER INDICATES THE HOURLY "FIRE RESISTIVE RATING" REQUIRED OF THAT PARTITION. SEE DETAILS FOR ADDITIONAL INFORMATION.




## TABLE A - PARTITION SERIES

**CONSTRUCTION ASSEMBLY**

| SERIES | GYP/SUBSTRATE | FRAMING TYPE | GYP/SUBSTRATE |
|---|---|---|---|
| **A** | 1 LAYER GYP | STUD FRAMING | 1 LAYER GYP |
| **B** | 2 LAYER GYP | STUD FRAMING | 2 LAYER GYP |
| **C** | 1 LAYER GYP | STUD FRAMING | NONE |
| **D** | 2 LAYER GYP | STUD FRAMING | NONE |
| **E** | 1 LAYER GYP | FURRING | NONE |
| **F** | 2 LAYER GYP | C-H FRAMING | 1 LAYER LINR PNL |
| **G** | 1 LAYER GYP | STUD FRAMING | 1 LAYER PLY WD |
| **H** | NONE | CMU (TABLE C) | NONE |
| **J** | 1 LAYER GYP | FRAMED CHASE | 1 LAYER GYP |
| **K** | 2 LAYER GYP | FRAMED CHASE | 2 LAYER GYP |
| **L** | 1 LAYER GYP | STUD FRAMING | 2 LAYER GYP |
| **M-Z** | (RESERVED FOR SPECIAL) | | |

## TABLE B - FRAMING DEPTH SCHEDULE

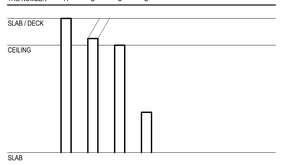
| TAG NUMBER | M'TL DEPTH | WD DEPTH | CHASE WIDTH | C-H DEPTH |
|---|---|---|---|---|
| **0** | 7/8" FURRING | | | |
| **1** | 1 1/2" FURRING | | | |
| **2** | 2 1/2" | | | 2 1/2" |
| **3** | 3 5/8" | | | |
| **4** | 4" | 4" | | 4" |
| **6** | 6" | 6" | | 6" |
| **8** | 8" | | | |
| **10** | 10" | | | |
| **11** | 3 5/8" | | SEE PLAN | |
| **12** | 6" | | SEE PLAN | |

## TABLE C - MASONRY WIDTH SCHEDULE

| TAG NUMBER | CMU WIDTH |
|---|---|
| **4** | 3 5/8" |
| **6** | 5 5/8" |
| **8** | 7 5/8" |
| **10** | 9 5/8" |
| **12** | 11 5/8" |

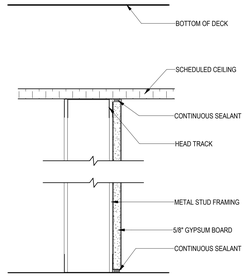
## TABLE D - TERMINATION / HEIGHT DIAGRAM

| TAG NUMBER | A | B | C | D |
|---|---|---|---|---|



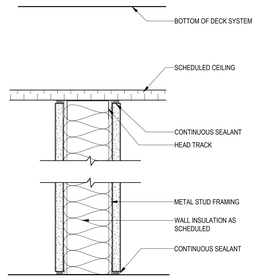

## TABLE E - FIRE RATING

| TAG NUMBER | RATING |
|---|---|
| **0** | 0 HR |
| **5** | 30 MINUTES |
| **1** | 1 HOUR |
| **2** | 2 HOUR |
| **3** | 3 HOUR |
| **4** | 4 HOUR |



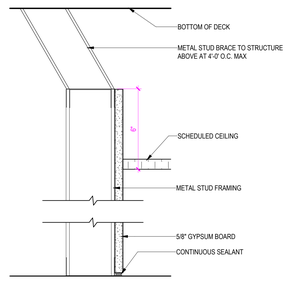

METAL STUDS WITH ONE LAYER OF 5/8" GYP. BD. ON ONE SIDE OF STUD, FULL HEIGHT

**PARTITION SERIES C#C** 3" = 1'-0" **6**



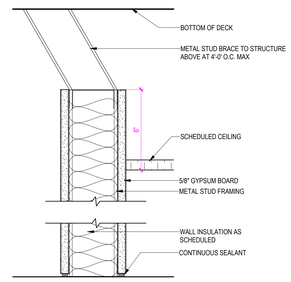

METAL STUDS WITH ONE LAYER 5/8" GYP. BD. EACH SIDE, AND ACOUSTICAL INSULATION FULL WIDTH OF STUD, TERMINATED AT CEILING.

**PARTITION SERIES A#C** 3" = 1'-0" **3**



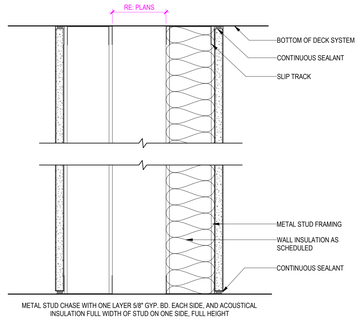

METAL STUDS WITH ONE LAYER OF 5/8" GYP. BD. ON ONE SIDE OF STUD, 6" ABOVE CEILING

**PARTITION SERIES C#B** 3" = 1'-0" **5**



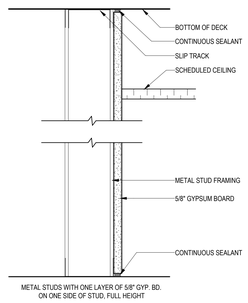

METAL STUDS WITH ONE LAYER SHEATHING EACH SIDE, AND ACOUSTICAL INSULATION FULL WIDTH OF STUD, 6" ABOVE CEILING

**PARTITION SERIES A#B** 3" = 1'-0" **2**



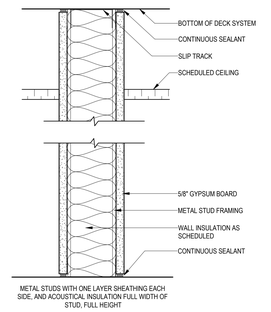

METAL STUD CHASE WITH ONE LAYER 5/8" GYP. BD. EACH SIDE, AND ACOUSTICAL INSULATION FULL WIDTH OF STUD ON ONE SIDE. FULL HEIGHT

**PARTITION SERIES J#A** 3" = 1'-0" **11**




METAL STUDS WITH ONE LAYER OF 5/8" GYP. BD. ON ONE SIDE OF STUD, FULL HEIGHT

**PARTITION SERIES C#A** 3" = 1'-0" **4**




METAL STUDS WITH ONE LAYER SHEATHING EACH SIDE, AND ACOUSTICAL INSULATION FULL WIDTH OF STUD, FULL HEIGHT

**PARTITION SERIES A#A** 3" = 1'-0" **1**

## SERIES J SCHEDULE

| TYPE | FRAMING DEPTH | FRAMING O.C. | SHEATHING THICKNESS | INSULATION THICKNESS | DETAIL | FIRE RATING | TESTED ASSEMBLY | STC RATING |
|---|---|---|---|---|---|---|---|---|
| J | 6 | 16" O.C. | 5/8" | 6" | 7/A-560 | 0 | | |

## SERIES C SCHEDULE

| TYPE | FRAMING DEPTH | FRAMING O.C. | SHEATHING THICKNESS | INSULATION THICKNESS | DETAIL | FIRE RATING | TESTED ASSEMBLY | STC RATING |
|---|---|---|---|---|---|---|---|---|
| C3A0 | 3 | 16" O.C. | 5/8" | | 4/A-560 | 0 | | |
| C3B0 | 3 | 16" O.C. | 5/8" | | 4/A-560 | 0 | | |
| C3C0 | 3 | 16" O.C. | 5/8" | | 6/A-560 | 0 | | |
| C6B0 | 6 | 16" O.C. | 5/8" | | 5/A-560 | 0 | | |

## SERIES A SCHEDULE

| TYPE | FRAMING DEPTH | FRAMING O.C. | SHEATHING THICKNESS | INSULATION THICKNESS | DETAIL | FIRE RATING | TESTED ASSEMBLY | STC RATING |
|---|---|---|---|---|---|---|---|---|
| A3C0 | 3 | 16" O.C. | 5/8" | 3 5/8" | 3/A-560 | 0 | | |
| A6A0 | 6 | 16" O.C. | 5/8" | 6" | 1/A-560 | 0 | | |
| A6A3 | 6 | 16" O.C. | 5/8" | 6" | 1/A-560 | 3 | | |
| A6C0 | 6 | 16" O.C. | 5/8" | 6" | 3/A-560 | 0 | | |
| A8A0 | 8 | 16" O.C. | 5/8" | 8" | 1/A-560 | 0 | | |

## GENERAL NOTES

1. ALL PARTITION TYPES AND U.L. FIRE RATINGS SHOWN HERE ARE NOT NECESSARILY UTILIZED IN THIS PROJECT AND MAY BE INCLUDED FOR REFERENCE ONLY. WHERE U.L. RATED PARTITIONS ARE INDICATED, REFER TO FLOOR PLANS FOR LOCATIONS AND PROVIDE FIRE SEALANT AT THOSE LOCATIONS AS REQUIRED.
2. WHERE FULL HEIGHT PARTITIONS ARE PERPENDICULAR TO THE SPAN OF STRUCTURAL JOISTS OR GIRDERS, THE PARTITION SHALL EXTEND TO THE UNDERSIDE OF FLOOR DECK AND FOLLOW THE LINE OF FLOOR DECK.
3. PROVIDE CEMENTITIOUS BACKER BOARD ON ALL WALLS TO RECEIVE CERAMIC TILE FINISH. PROVIDE WATER RESISTANT GYPSUM ON CEILINGS IN ROOMS THAT INCLUDE SHOWERS. FRAMING NOT TO EXCEED SPACING RECOMMENDED BY MANUFACTURER.
4. PROVIDE ONE LAYER OF 5/8" MOISTURE RESISTANT GYPSUM BOARD AT WALLS BEHIND SINKS AND LAVATORIES IF THERE IS NO TILE. MOISTURE RESISTANT GYPSUM BOARD SHALL BE INSTALLED WITHIN 2' OF ALL URINALS AND WATER CLOSETS, TO A HEIGHT OF 4' AFF.
5. WHERE FIRE RESISTIVE CONSTRUCTION IS INDICATED, PROVIDE TYPE X-WIR BOARD. IN CONDITIONS WHERE NOTE 3 AND 4 APPLY, INSTALL 1 LAYER OF APPLICABLE MOISTURE RESISTANT BOARD OR CEMENTITIOUS BACKER BOARD OVER THE TYPE X-WIR BOARD. INSTALL PER MANUFACTURER LIMITATIONS.
6. PROVIDE FIRE TREATED WOOD BLOCKING, SHEET METAL OR STEEL BACKING IN PARTITIONS TO SUPPORT WALL MOUNTED ITEMS AND EQUIPMENT, ETC.
7. PROVIDE GYP. CONTROL JOINTS WHERE REQUIRED AS RECOMMENDED BY MANUFACTURER AND SUBMIT LOCATIONS TO ARCHITECT FOR APPROVAL.

## ACOUSTICAL NOTES

1. ALL ACOUSTIC RATED PARTITIONS SHALL BE CONSTRUCTED IN STRICT ACCORDANCE TO THE REFERENCED TEST.
2. STC RATINGS SHOWN FOR SOUND WALLS ARE BASED ON LABORATORY TESTED ASSEMBLIES AND DO NOT NECESSARILY INDICATE THE ACTUAL STC RATING OF THE COMPLETED WORK. PROVIDE METAL DECK FILLERS WHERE FULL HEIGHT PARTITIONS ARE PERPENDICULAR TO SPAN OF DECK. DECK FILLERS ARE TO BE COMPATIBLE WITH ALL FIRE RATED ASSEMBLIES AND ARE TO BE APPROVED BY ALL GOVERNING AGENCIES.
3. STAGGER AND SEAL ALL JOINTS ON MULTIPLE GYPSUM BOARD LAYER PARTITIONS.
4. SEAL ALL PERIMETER GAPS AND WALL INTERSECTIONS, AIR TIGHT, AT THE FLOORS, HEAD, ADJACENT CONSTRUCTION AND AROUND ANY PENETRATING ELEMENTS WITH INTERIOR GRADE ACOUSTIC SEALANT.
5. SEAL ALL CONTROL JOINTS AND CONDUIT, PIPE, DUCT AND STRUCTURAL PENETRATIONS AT ACOUSTIC RATED PARTITIONS. FOR FIRE RATED PARTITIONS CODE COMPLIANT UL DETAILS GOVERN.
6. ALL BATTS AND BLANKETS IN RATED WALLS MUST BEAR THE REQUIRED U.L. CLASSIFICATION MARKING AS TO FIRE-RESISTANCE.
7. AT ACOUSTIC RATED PARTITIONS, DO NOT FILL THE FULL THICKNESS OF THE STUD CAVITY WITH SOUND BATTS. THE THICKNESS OF THE SOUND BATTS SHOULD BE SLIGHTLY SMALLER THAN CAVITY TO AVOID BATTS COMPRESSION. HOWEVER, THE ENTIRE LENGTH AND HEIGHT OF THE WALL SHOULD HAVE CONTINUOUS AND UNINTERRUPTED SOUND ATTENUATION BATTS.
8. PLACE OUTLETS ON OPPOSITE SIDES OF ACOUSTIC RATED PARTITIONS .

## FIRE RATING NOTES

1. UNDERWRITERS LABORATORY AND OTHER TESTING AGENCY DESIGNATIONS INDICATED FOR FIRE RESISTIVE CONSTRUCTION ARE GIVEN FOR PURPOSES OF DESCRIBING CONSTRUCTION REQUIREMENTS AND ARE NOT INTENDED TO LIMIT MANUFACTURERS OF MATERIALS. COMPLY WITH THE CONSTRUCTION REQUIREMENTS OF THE INDICATED DESIGN.
2. ALL PARTITION TYPES SHOWN HERE ARE DRAWN AS "NON FIRE- RATED". WHERE FIRE RESISTIVE WALL CONSTRUCTION IS INDICATED, ON THE FLOOR PLANS, PROVIDE "TYPE X" GYPSUM WALLBOARD AND FIRE RATED SEALANT AT PERIMETER JOINTS AND ALL PENETRATIONS. TYPICAL ON BOTH SIDES OF THE PARTITION AS INDICATED ON THE U.L. DETAILS AND ASSEMBLIES.

SEAL

CLIENT

City of West Memphis
205 Redding St. West
Memphis, AR 72301

DRAWING ISSUE

| NO. | DATE | DESCRIPTION |
|---|---|---|
| | 2025-01-17 | ISSUE FOR DESIGN DEVELOPMENT |
| | 2025-03-18 | CONSTRUCTION DOCUMENT PROGRESS |

ARCHITECT


PROJECT LUONG
HOUSTON
SAN ANTONIO
SANTA MONICA
TBAE REG. No. BR 4215
820 Gessner Rd., Suite 775, Houston, TX 77024
+1 346 708 8241
700 N. St. Mary's St., Suite 1400, San Antonio, TX 78205
+1 726 245 1378
730 Arizona Ave., Santa Monica, CA 90401
+1 213 394 7230
Projectluong.com


CONSULTANT

JOB INFO

CITY OF WEST MEMPHIS
RECREATION CENTER
ST HWY 191/I-40 SERV
West Memphis, AR 72301

JOB No.: WESCIT00561

SHEET TITLE

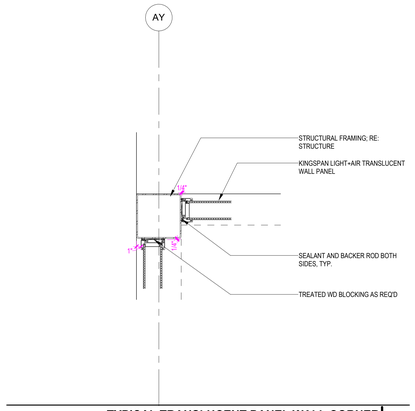
PARTITION TYPES

SHEET NUMBER

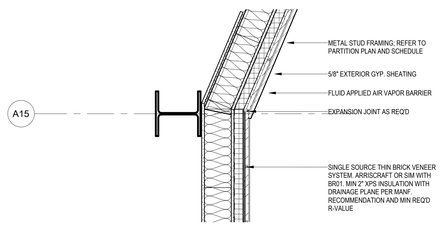
A-560


FILE PATH: ...\Luong Dropbox\City of West Memphis Recreation Center\WMR_BLDG_INC_ARCH.rvt
DATE PRINTED: 3/27/2025 9:30:10 AM

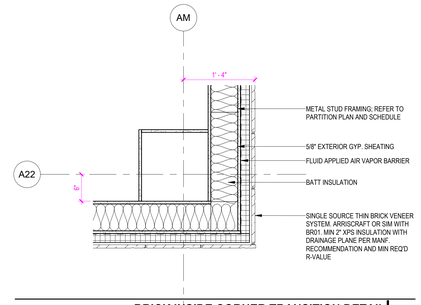
A.M.D.G.



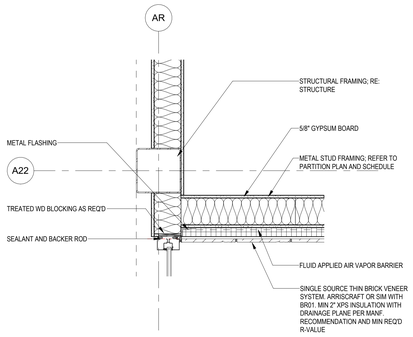

**TYPICAL TRANSLUCENT PANEL WALL CORNER** | **12**
1" = 1'-0"



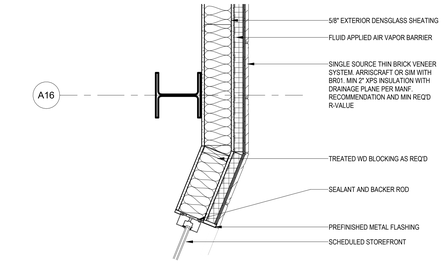

**BRICK INSIDE CORNER TRANSITION DETAIL** | **8**
1" = 1'-0"



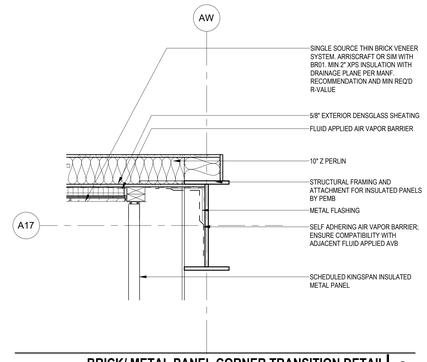

**BRICK INSIDE CORNER TRANSITION DETAIL** | **4**
1" = 1'-0"



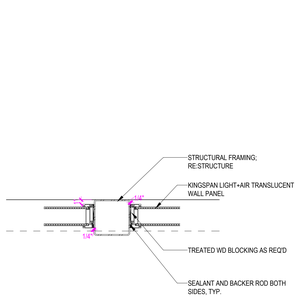

**BRICK/STOREFRONT INSIDE CORNER TRANSITION DETAIL** | **11**
1" = 1'-0"



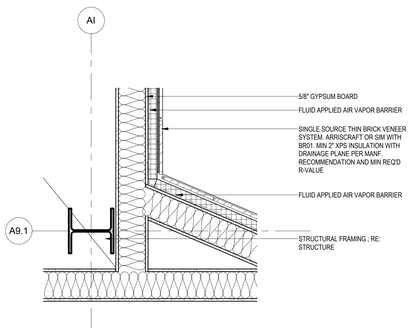

**BRICK INSIDE CORNER TRANSITION DETAIL** | **7**
1" = 1'-0"



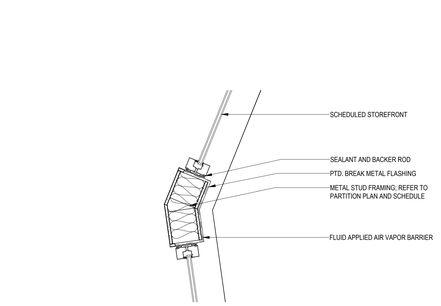

**BRICK/ METAL PANEL CORNER TRANSITION DETAIL** | **3**
1" = 1'-0"



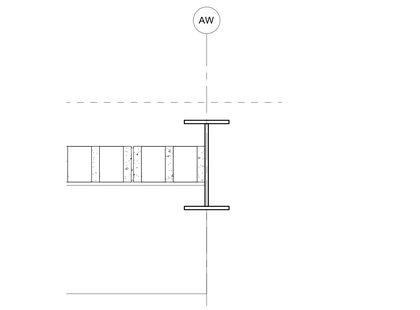

**TYPICAL TRANSLUCENT PANEL WALL JAMB** | **14**
1" = 1'-0"



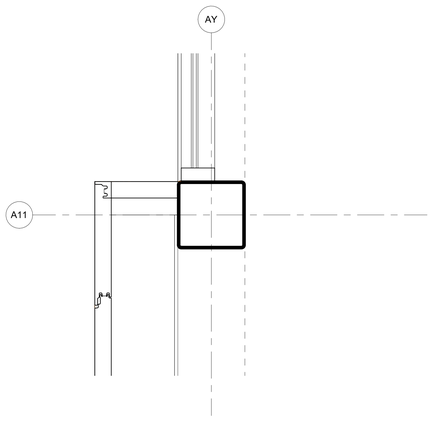

**BRICK INSIDE CORNER TRANSITION DETAIL** | **10**
1" = 1'-0"



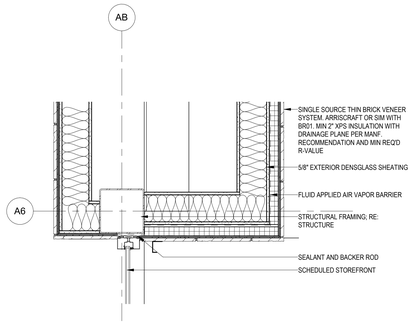

**METAL INSIDE CORNER TRANSITION DETAIL** | **6**
1" = 1'-0"



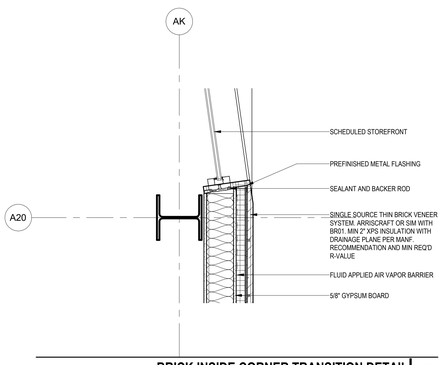

**WALL/COUNTERTOP TRANSITION DETAIL** | **2**
1" = 1'-0"



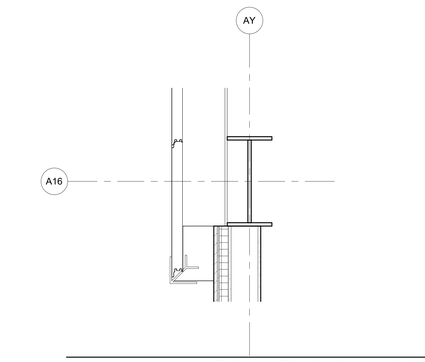

**INSULATED METAL PANEL CORNER TRANSITION** | **13**
1 1/2" = 1'-0"




**BRICK OUTSIDE CORNER TRANSITION DETAIL** | **9**
1" = 1'-0"




**BRICK INSIDE CORNER TRANSITION DETAIL** | **5**
1" = 1'-0"




**TYPICAL METAL PANEL WALL CORNER** | **1**
1" = 1'-0"

FILE PATH: ...\Lumion Docs\City of West Memphis Recreation Center\RMR_BLDG 6_INC_ARCH.rvt
DATE PRINTED: 4/27/2023 9:30:37 AM

**SEAL**

**CLIENT**

City of West Memphis
205 Redding St. West
Memphis, AR 72301

**DRAWING ISSUE**

| No. | DATE | DESCRIPTION |
|---|---|---|
| | 2023-01-12 | ISSUE FOR DESIGN DEVELOPMENT |
| | 2023-03-16 | ISSUED TO CLIENT FOR PROGRESS |

**ARCHITECT**

PROJECT LUONG
820 Gessner Rd., Suite 775, Houston, TX 77024
700 N. St. Mary's St., Suite 1400, San Antonio, TX 78205
730 Arizona Ave., Santa Monica, CA 90401
Projectluong.com
HOUSTON +1.346.708.8241
SAN ANTONIO +1.726.245.1378
SANTA MONICA +1.213.394.7230
TBAE REG. No. BR 4215

**CONSULTANT**

**JOB INFO**

CITY OF WEST MEMPHIS
RECREATION CENTER
ST HWY 191/I-40 SERV
West Memphis, AR 72301

JOB No.: WESCIT00561

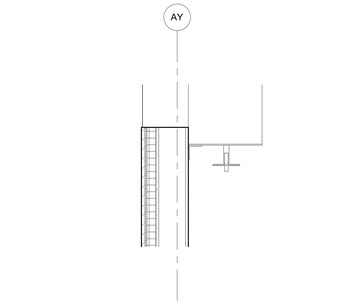
**SHEET TITLE**

PLAN DETAILS

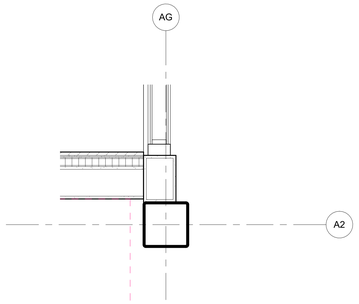
**SHEET NUMBER**

A-570

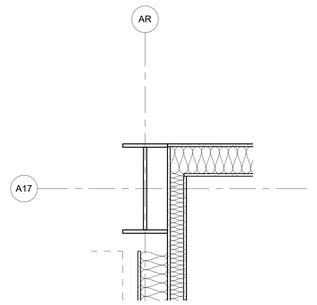
A.M.D.G.



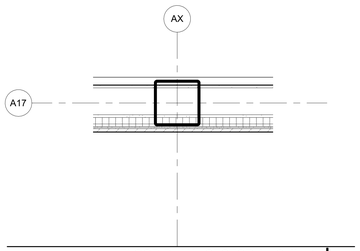

FLOOR PLAN - SECTOR A - Callout 2 10
1" = 1'-0"



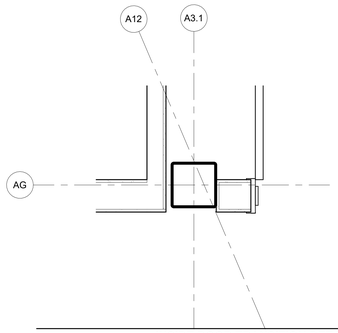

BRICK/STOREFRONT CORNER DETAIL 8
1" = 1'-0"



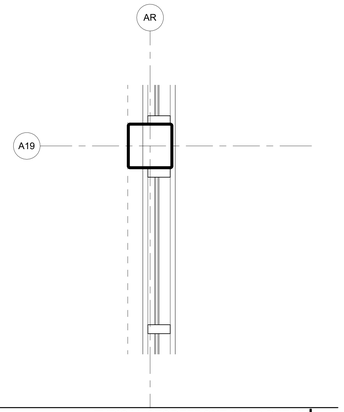

INTERIOR CORNER WALL TRANSITION DETAIL 4
1" = 1'-0"



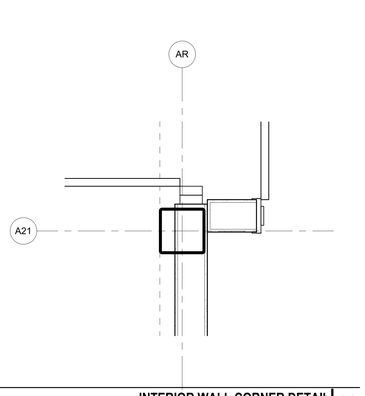

FLOOR PLAN - SECTOR A - Callout 1 9
1" = 1'-0"



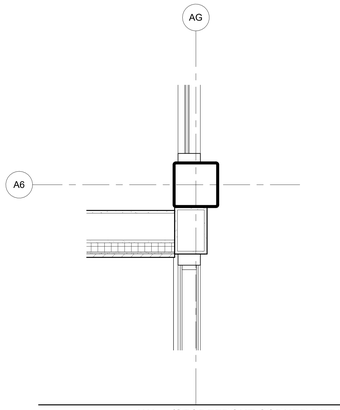

INSIDE DOOR TRANSITION DETAIL 7
1" = 1'-0"



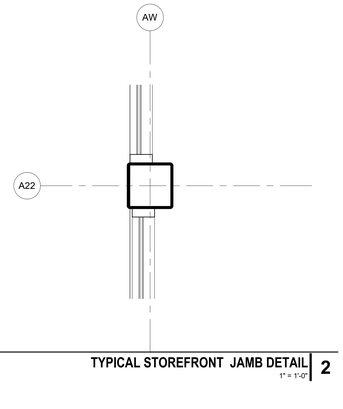

TYPICAL STOREFRONT JAMB DETAIL 3
1" = 1'-0"



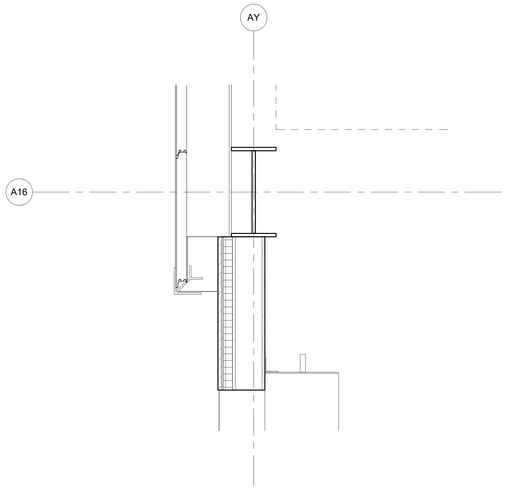

INTERIOR WALL CORNER DETAIL 12
1" = 1'-0"

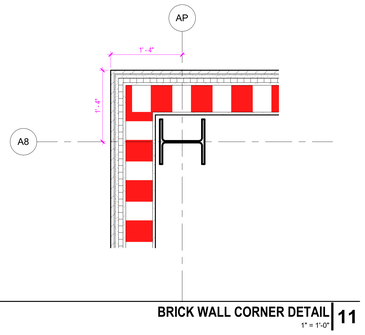



WALL/STOREFRONT CORNER DETAIL 6
1" = 1'-0"

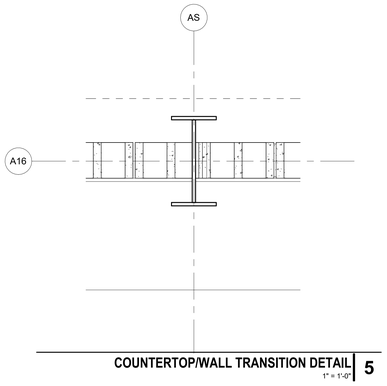



TYPICAL STOREFRONT JAMB DETAIL 2
1" = 1'-0"

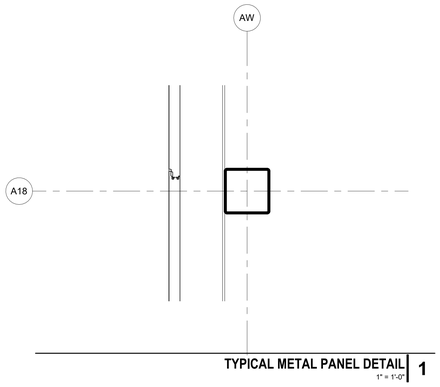



BRICK WALL CORNER DETAIL 11
1" = 1'-0"




COUNTERTOP/WALL TRANSITION DETAIL 5
1" = 1'-0"




TYPICAL METAL PANEL DETAIL 1
1" = 1'-0"

FILE PATH: Autodesk Docs://City of West Memphis Recreation Center/WR_BLDG_A_INC_ARCH.rvt
DATE PRINTED: 3/5/2025 3:01:17 AM

SEAL

CLIENT

City of West Memphis
205 Redding St. West
Memphis, AR 72301

DRAWING ISSUE

| No. | DATE | DESCRIPTION |
|---|---|---|
| | 2025-01-17 | ISSUE FOR DESIGN DEVELOPMENT |
| | 2025-03-14 | PLN SUBMITTAL/CONSTRUCTION DOCUMENT PROGRESS |

ARCHITECT

PROJECT LUONG
820 Gessner Rd., Suite 775, Houston, TX 77024
700 N. St. Mary's St., Suite 1400, San Antonio, TX 78205
730 Arizona Ave., Santa Monica, CA 90401
Projectluong.com
+1 346 708 8241
+1 726 245 1378
+1 213 394 7230
HOUSTON
SAN ANTONIO
SANTA MONICA
TBAE REG. No. BR-4215

CONSULTANT

JOB INFO

CITY OF WEST MEMPHIS
RECREATION CENTER
ST HWY 191/I-40 SERV
West Memphis, AR 72301

JOB No.: WESCIT00561

SHEET TITLE

PLAN DETAILS

SHEET NUMBER

A-571

**Set #1**
Doors: A129B

| | | | |
|---|---|---|---|
| 2 | Hinge | 661HDUL EPT12C | AL | BES |
| 2 | Power Transfer | EPT-12C | | PRE |
| 2 | Pull | ABBF157 | US32D | ABH |
| 1 | Exit Device | C MLR TS 2203 LBR CA-03 | 630 | PRE |
| 1 | Exit Device | C MLR TS 2201 LBR | 630 | PRE |
| 1 | Rim Cylinder | 12E 72 CORMAX | 626 | BES |
| 1 | Automatic Operator | Refer to Specification Section 087113 | | |
| 1 | Threshold | 896 S LAR (1/4-20 MS/EA) | A | NGP |
| 1 | Seal | By Frame Mfr. | | |
| 2 | Sweep | 200S LAR | A | NGP |
| 1 | Power Supply | RPSMLR2 | | PRE |
| 2 | Door Position Switch | MC4 | | DKA |
| 2 | Wire Harness | WH-192 | | BES |
| 2 | Wire Harness | WH-6E | | BES |
| 2 | Wire Harness | WH-XXX Size as required | | BES |
| 1 | Card Reader | By Owner's Security Vendor | | |

**Set #2**
Doors: A129A

| | | | |
|---|---|---|---|
| 2 | Hinge | 661HDUL EPT12C | AL | BES |
| 2 | Power Transfer | EPT-12C | | PRE |
| 2 | Pull | ABBF157 | US32D | ABH |
| 1 | Exit Device | C MLR TS 2203 LBR CA-03 | 630 | PRE |
| 1 | Exit Device | C MLR TS 2201 LBR | 630 | PRE |
| 1 | Rim Cylinder | 12E 72 CORMAX | 626 | BES |
| 2 | Door Closer | EHD90 16 DAAVB SDS90 | 689 | BES |
| 1 | Threshold | 896 S LAR (1/4-20 MS/EA) | A | NGP |
| 1 | Seal | By Frame Mfr. | | |
| 2 | Sweep | 200S LAR | A | NGP |
| 1 | Power Supply | RPSMLR2 | | PRE |
| 2 | Door Position Switch | MC4 | | DKA |
| 2 | Wire Harness | WH-192 | | BES |
| 2 | Wire Harness | WH-6E | | BES |
| 2 | Wire Harness | WH-XXX Size as required | | BES |
| 1 | Card Reader | By Owner's Security Vendor | | |

Set #3
Doors: A101C, A101D, A140, A142, A144, A145

| | | | |
|---|---|---|---|
| 2 | Hinge | 661HDUL | AL | BES |
| 2 | Exit Device | 2201 LBR | 630 | PRE |
| 2 | Door Closer | EHD90 16 DAAVB SDS90 | 689 | BES |
| 1 | Threshold | 896 S LAR (1/4-20 MS/EA) | A | NGP |
| 1 | Seal | By Frame Mfr. | | |
| 2 | Sweep | 200S LAR | A | NGP |

**Set #4**
Doors: A134, A127

| | | | |
|---|---|---|---|
| 2 | Hinge | 661HDUL EPT12C | AL | BES |
| 2 | Power Transfer | EPT-12C | | PRE |
| 2 | Pull | ABBF157 | US32D | ABH |
| 1 | Exit Device | C MLR TS 2201 LBR | 630 | PRE |
| 1 | Exit Device | C MLR TS 2203 LBR CA-03 | 630 | PRE |
| 1 | Rim Cylinder | 12E 72 CORMAX | 626 | BES |
| 2 | Door Closer | EHD90 16 DAAVB SDS90 | 689 | BES |
| 1 | Seal | By Frame Mfr. | | |
| 1 | Power Supply | RPSMLR2 | | PRE |
| 2 | Door Position Switch | MC4 | | DKA |
| 2 | Wire Harness | WH-192 | | BES |
| 2 | Wire Harness | WH-6E | | BES |
| 2 | Wire Harness | WH-XXX Size as required | | BES |
| 1 | Card Reader | By Owner's Security Vendor | | |

**Set #5**
Doors: A151

| | | | |
|---|---|---|---|
| 2 | Hinge | 661HDUL | AL | BES |
| 1 | Flushbolt | 1855P | US32D | ABH |
| 1 | Dust Proof Strike | 1870 | US32D | ABH |
| 1 | Mortise Lock | 45H 7 D 15 R CORMAX | 630 | BES |
| 2 | Wall Stop | 1407 | 630 | D-J |
| 1 | Seal | By Frame Mfr. | | |

**Set #6**
Doors: A106, A149

| | | | |
|---|---|---|---|
| 2 | Hinge | 661HDUL | AL | BES |
| 1 | Flushbolt | 1855P | US32D | ABH |
| 1 | Dust Proof Strike | 1870 | US32D | ABH |
| 1 | Mortise Lock | 45H 7 D 15 R CORMAX | 630 | BES |
| 2 | Overhead Stop | 90 2 S | 689 | DK |
| 1 | Seal | By Frame Mfr. | | |

**Set #7**
Doors: A132B, A133B

| | | | |
|---|---|---|---|
| 1 | Hinge | 661HDUL EPT12C | AL | BES |
| 1 | Power Transfer | EPT-12C | | PRE |
| 1 | Pull | ABBF157 | US32D | ABH |
| 1 | Exit Device | C MLR TS 2103 CA-03 | 630 | PRE |
| 1 | Rim Cylinder | 12E 72 CORMAX | 626 | BES |
| 1 | Door Closer | EHD90 16 DAAVB AF90P | 689 | BES |
| 1 | Wall Stop | 1407 | 630 | D-J |
| 1 | Seal | By Frame Mfr. | | |
| 1 | Power Supply | RPSMLR2 | | PRE |
| 1 | Door Position Switch | MC4 | | DKA |
| 1 | Wire Harness | WH-192 | | BES |
| 1 | Wire Harness | WH-6E | | BES |
| 1 | Wire Harness | WH-XXX Size as required | | BES |
| 1 | Card Reader | By Owner's Security Vendor | | |

**Set #8**
Doors: A114

| | | | |
|---|---|---|---|
| 6 | Hinge | FBB191 NRP 45X45 | 32D | BES |
| 2 | Power Transfer | EPT-12C | | PRE |
| 1 | Exit Device | C FL MLR TS 2203 LBR 4903 A | 630 | PRE |
| 1 | Exit Device | C FL MLR TS 2202 LBR 4902 A | 630 | PRE |
| 1 | Rim Cylinder | 12E 72 CORMAX | 626 | BES |
| 2 | Door Closer | EHD90 16 DAAVB SDS90 | 689 | BES |
| 2 | Protection Plate | 90 10" 1" LDW CSK B4E | 630 | D-J |
| 2 | Astragal | 115N LAR | A | NGP |
| 1 | Threshold | 896 S LAR (1/4-20 MS/EA) | A | NGP |
| 1 | Gasketing | 110S Head & Jambs (2) | A | NGP |
| 2 | Sweep | 200S LAR | A | NGP |
| 1 | Drip Cap | 16 4" ODW | A | NGP |
| 1 | Power Supply | RPSMLR2 | | PRE |
| 2 | Door Position Switch | MC4 | | DKA |
| 2 | Wire Harness | WH-192 | | BES |
| 2 | Wire Harness | WH-6E | | BES |
| 2 | Wire Harness | WH-XXX Size as required | | BES |
| 1 | Card Reader | By Owner's Security Vendor | | |

**Set #9**
Doors: A126

| | | | |
|---|---|---|---|
| 3 | Hinge | FBB191 NRP 45X45 | 32D | BES |
| 1 | Power Transfer | EPT-12C | | PRE |
| 1 | Exit Device | C MLR TS 2103 A 4903 | 630 | PRE |
| 1 | Rim Cylinder | 12E 72 CORMAX | 626 | BES |
| 1 | Door Closer | EHD90 16 DAAVB SDS90 | 689 | BES |
| 1 | Protection Plate | 90 10" 2" LDW CSK B4E | 630 | D-J |
| 1 | Threshold | 896 S LAR (1/4-20 MS/EA) | A | NGP |
| 1 | Gasketing | 110S Head & Jambs (2) | A | NGP |
| 1 | Sweep | 200S LAR | A | NGP |
| 1 | Drip Cap | 16 4" ODW | A | NGP |
| 1 | Power Supply | RPSMLR2 | | PRE |
| 1 | Door Position Switch | MC4 | | DKA |
| 1 | Wire Harness | WH-192 | | BES |
| 1 | Wire Harness | WH-6E | | BES |
| 1 | Wire Harness | WH-XXX Size as required | | BES |
| 1 | Card Reader | By Owner's Security Vendor | | |

**Set #10**
Doors: A101B, A157

| | | | |
|---|---|---|---|
| 3 | Hinge | FBB191 NRP 45X45 | 32D | BES |
| 1 | Exit Device | 2103 CA-03 | 630 | PRE |
| 1 | Door Closer | EHD90 16 DAAVB SDS90 | 689 | BES |
| 1 | Protection Plate | 90 10" 2" LDW CSK B4E | 630 | D-J |
| 1 | Threshold | 896 S LAR (1/4-20 MS/EA) | A | NGP |
| 1 | Gasketing | 110S Head & Jambs (2) | A | NGP |
| 1 | Sweep | 200S LAR | A | NGP |
| 1 | Drip Cap | 16 4" ODW | A | NGP |

**Set #11**
Doors: A160

| | | | |
|---|---|---|---|
| 3 | Hinge | FBB191 NRP 45X45 | 32D | BES |
| 1 | Exit Device | 2103 A 4903 | 630 | PRE |
| 1 | Rim Cylinder | 12E 72 CORMAX | 626 | BES |
| 1 | Door Closer | EHD90 16 DAAVB SDS90 | 689 | BES |
| 1 | Protection Plate | 90 10" 2" LDW CSK B4E | 630 | D-J |
| 1 | Threshold | 896 S LAR (1/4-20 MS/EA) | A | NGP |
| 1 | Gasketing | 110S Head & Jambs (2) | A | NGP |
| 1 | Sweep | 200S LAR | A | NGP |
| 1 | Drip Cap | 16 4" ODW | A | NGP |

**Set #12**
Doors: A130, A155

| | | | |
|---|---|---|---|
| 3 | Hinge | FBB191 NRP 45X45 | 32D | BES |
| 1 | Mortise Lock | 45H 7 D 15 R CORMAX | 630 | BES |
| 1 | Door Closer | EHD90 16 DAAVB SDS90 | 689 | BES |
| 1 | Protection Plate | 90 10" 2" LDW CSK B4E | 630 | D-J |
| 1 | Threshold | 896 S LAR (1/4-20 MS/EA) | A | NGP |
| 1 | Gasketing | 110S Head & Jambs (2) | A | NGP |
| 1 | Sweep | 200S LAR | A | NGP |
| 1 | Drip Cap | 16 4" ODW | A | NGP |

**Set #13**
Doors: A115, A132A, A133A

| | | | |
|---|---|---|---|
| 4 | Hinge | FBB191 45X45 | 32D | BES |
| 1 | Power Transfer | EPT-12C | | PRE |
| 1 | Exit Device | C MLR TS 2103 A 4903 | 630 | PRE |
| 1 | Rim Cylinder | 12E 72 CORMAX | 626 | BES |
| 1 | Door Closer | EHD90 16 DAAVB AF90P | 689 | BES |
| 1 | Protection Plate | 90 10" 2" LDW CSK B4E | 630 | D-J |
| 1 | Wall Stop | 1407 | 630 | D-J |
| 3 | Silencers | 1608 | Gray | D-J |
| 1 | Power Supply | RPSMLR2 | | PRE |
| 1 | Door Position Switch | MC4 | | DKA |
| 1 | Wire Harness | WH-192 | | BES |
| 1 | Wire Harness | WH-6E | | BES |
| 1 | Wire Harness | WH-XXX Size as required | | BES |
| 1 | Card Reader | By Owner's Security Vendor | | |

**Set #14**
Doors: A104, A105

| | | | |
|---|---|---|---|
| 4 | Hinge | FBB191 45X45 | 32D | BES |
| 1 | Power Transfer | EPT-12C | | PRE |
| 1 | Electromechanical Mortise Lock | 45HW 7 DEU 15 R CORMAX C RQE | 630 | BES |
| 1 | Door Closer | EHD90 16 DAAVB AF90P | 689 | BES |
| 1 | Protection Plate | 90 10" 2" LDW CSK B4E | 630 | D-J |
| 1 | Wall Stop | 1407 | 630 | D-J |
| 3 | Silencers | 1608 | Gray | D-J |
| 1 | Power Supply | DKPS-2A | | DKA |
| 1 | Door Position Switch | MC4 | | DKA |
| 1 | Wire Harness | WH-192 | | BES |
| 1 | Wire Harness | WH-6E | | BES |
| 1 | Wire Harness | WH-XXX Size as required | | BES |
| 1 | Card Reader | By Owner's Security Vendor | | |

**Set #15**
Doors: A131

| | | | |
|---|---|---|---|
| 8 | Hinge | FBB191 45X45 | 32D | BES |
| 1 | Flushbolt | 1855P | US32D | ABH |
| 1 | Dust Proof Strike | 1870 | US32D | ABH |
| 1 | Mortise Lock | 45H 7 D 15 R CORMAX | 630 | BES |
| 2 | Overhead Stop | 90 2 S | 689 | DK |
| 3 | Silencers | 1608 | Gray | D-J |

**Set #16**
Doors: A148

| | | | |
|---|---|---|---|
| 4 | Hinge | FBB191 45X45 | 32D | BES |
| 1 | Mortise Lock | 45H 7 D 15 R CORMAX | 630 | BES |
| 1 | Door Closer | EHD90 16 DAAVB SDS90 | 689 | BES |
| 1 | Protection Plate | 90 10" 2" LDW CSK B4E | 630 | D-J |
| 3 | Silencers | 1608 | Gray | D-J |

**Set #17**
Doors: A116

| | | | |
|---|---|---|---|
| 4 | Hinge | FBB191 45X45 | 32D | BES |
| 1 | Mortise Lock | 45H 7 D 15 R CORMAX | 630 | BES |
| 1 | Door Closer | EHD90 16 DAAVB AF90P | 689 | BES |
| 1 | Protection Plate | 90 10" 2" LDW CSK B4E | 630 | D-J |
| 1 | Wall Stop | 1407 | 630 | D-J |
| 1 | Gasketing | 5050 Head & Jambs (2) | C | NGP |

**Set #18**
Doors: A128, A152, A159, A161

| | | | |
|---|---|---|---|
| 4 | Hinge | FBB191 45X45 | 32D | BES |
| 1 | Mortise Lock | 45H 7 D 15 R CORMAX | 630 | BES |
| 1 | Wall Stop | 1407 | 630 | D-J |
| 3 | Silencers | 1608 | Gray | D-J |

**Set #19**
Doors: A150

| | | | |
|---|---|---|---|
| 4 | Hinge | FBB191 45X45 | 32D | BES |
| 1 | Mortise Lock | 45H 7 AT 15 R CORMAX | 630 | BES |
| 1 | Door Closer | EHD90 16 DAAVB SDS90 | 689 | BES |
| 1 | Protection Plate | 90 10" 2" LDW CSK B4E | 630 | D-J |
| 3 | Silencers | 1608 | Gray | D-J |

**Set #20**
Doors: A137A, A138, A139, A156

| | | | |
|---|---|---|---|
| 4 | Hinge | FBB191 45X45 | 32D | BES |
| 1 | Mortise Lock | 45H 7 AT 15 R CORMAX | 630 | BES |
| 1 | Wall Stop | 1407 | 630 | D-J |
| 3 | Silencers | 1608 | Gray | D-J |

**Set #21**
Doors: A112A, A117, A118, A123A

| | | | |
|---|---|---|---|
| 4 | Hinge | FBB191 45X45 | 32D | BES |
| 1 | Pull Plate | AB107 x AB70C | US32D | ABH |
| 1 | Push Plate | AB70C-RKW | US32D | ABH |
| 1 | Door Closer | EHD90 16 DAAVB AF90P | 689 | BES |
| 1 | Protection Plate | 90 10" 2" LDW CSK B4E | 630 | D-J |
| 1 | Protection Plate | 90 4" 1" LDW CSK B4E | 630 | D-J |
| 1 | Wall Stop | 1407 | 630 | D-J |
| 1 | Gasketing | 5050 Head & Jambs (2) | C | NGP |

**Set #22**
Doors: A108, A109, A110, A113, A120

| | | | |
|---|---|---|---|
| 4 | Hinge | FBB191 45X45 | 32D | BES |
| 1 | Mortise Lock | 45H 0 L 15 R VIBE | 626 | BES |
| 1 | Door Closer | EHD90 16 DAAVB AF90P | 689 | BES |
| 1 | Protection Plate | 90 10" 2" LDW CSK B4E | 630 | D-J |
| 1 | Protection Plate | 90 4" 1" LDW CSK B4E | 630 | D-J |
| 1 | Wall Stop | 1407 | 630 | D-J |
| 1 | Gasketing | 5050 Head & Jambs (2) | C | NGP |

**Manufacturer list**

| | |
|---|---|
| ABH | Architectural Builders Hardware |
| BES | BEST |
| PRE | BEST (Precision) |
| D-J | DON-JO |
| DK | dormakaba |
| DKA | dormakaba Architectural |
| NGP | National Guard Products |

**Option list**

| Code: | Name: |
|---|---|
| (1/4-20 MS/EA) | 1/4-20 Machine Screw/Expansion Anchor |
| 2" LDW | 2" Less Door Width |
| 4" ODW | 4" Over Door Width |
| B4E | Beveled 4 Edges |
| C | Pre-Terminated Quick Connect Plug |
| CSK | Countersunk Holes |
| FL | Fire Rated Hardware |
| LBR | Length As Required |
| MLR | Less Bottom Rod |
| NRP | Motorized Latch Retraction |
| RQE_Option | Non-Removable Pins |
| TS | Request to Exit |
| VIBE | Touchbar Monitoring Switch |
| | Double Visual Indicator |

**Finish list**

| Code: | Name: |
|---|---|
| 32D | Satin Stainless Steel |
| 626 | Satin Chrome |
| 630 | Stainless Steel Metal, Satin |
| 689 | Aluminum |
| A | Anodized Aluminum |
| AL | Aluminum |
| C | Charcoal |
| US32D | Satin Stainless Steel |

## DOOR SCHEDULE

| | | DOOR HANDIN | PANEL | | | | | | FRAME | | | DETAILS | | | HARDWARE | |
|---|---|---|---|---|---|---|---|---|---|---|---|---|---|---|---|---|
| | | | SIZE | | | | | | | | | | | | | |
| MARK | DOOR F.R. | 0 | WIDTH | HEIGHT | THK. | TYPE | MATL. | FINISH | GLAZE. | TYPE | MATL. | FINISH | SILL | HEAD | JAMB | SET | COMMENTS |
| A101B | 0 | RH | 3'- 0" | 7'- 0" | 1 3/4" | F | HM | -- | -- | 004 | HM | -- | | | | 10 | |
| A101C | 0 | RHRLHR | 6'- 0" | 7'- 10" | 1 3/4" | | AL-BK | AL-BK | GL01T | DC | AL-BK | AL-BK | | | | 3 | |
| A101D | 0 | RHRLHR | 6'- 0" | 7'- 10" | 1 3/4" | | AL-BK | AL-BK | GL01T | DC | AL-BK | AL-BK | | | | 3 | |
| A104 | | LH | 3'- 0" | 8'- 0" | 1 3/4" | F | HM | PL03 | -- | 001 | AL | AL-CL | | | | 14 | |
| A105 | | LH | 3'- 0" | 8'- 0" | 1 3/4" | F | HM | PL03 | -- | 001 | AL | AL-CL | | | | 14 | |
| A106 | | RHLH | 6'- 0" | 7'- 0" | 1 3/4" | F | AL-BK | -- | -- | 001 | AL | -- | | | | 6 | |
| A108 | | RH | 3'- 0" | 8'- 0" | 1 3/4" | F | HM | PL03 | -- | 001 | AL | AL-CL | | | | 22 | |
| A109 | | LH | 3'- 0" | 8'- 0" | 1 3/4" | F | HM | PL03 | -- | 001 | AL | AL-CL | | | | 22 | |
| A110 | | LH | 3'- 0" | 8'- 0" | 1 3/4" | F | HM | PL03 | -- | 001 | AL | AL-CL | | | | 22 | |
| A112A | | RH | 3'- 0" | 8'- 0" | 1 3/4" | F | HM | PL03 | -- | 001 | AL | AL-CL | | | | 21 | |
| A113 | | LH | 3'- 0" | 8'- 0" | 1 3/4" | F | HM | PL03 | -- | 001 | AL | AL-CL | | | | 22 | |
| A114 | 1 | RHRLHR | 6'- 0" | 7'- 0" | 1 3/4" | FF | HM | AL-BK | -- | 004 | HM | AL-BK | | | | 8 | |
| A115 | | LHR | 3'- 0" | 8'- 0" | 1 3/4" | F | HM | PL03 | -- | 001 | AL | AL-CL | | | | 13 | |
| A116 | | LH | 3'- 0" | 8'- 0" | 1 3/4" | F | HM | PL03 | -- | 001 | AL | AL-CL | | | | 17 | |
| A117 | | LH | 3'- 0" | 8'- 0" | 1 3/4" | F | HM | PL03 | -- | 001 | AL | AL-CL | | | | 21 | |
| A118 | | RH | 3'- 0" | 8'- 0" | 1 3/4" | F | HM | PL03 | -- | 001 | AL | AL-CL | | | | 21 | |
| A120 | | RH | 3'- 0" | 8'- 0" | 1 3/4" | F | HM | PL03 | -- | 001 | AL | AL-CL | | | | 22 | |
| A123A | | LH | 3'- 0" | 8'- 0" | 1 3/4" | F | HM | PL03 | -- | 001 | AL | AL-CL | | | | 21 | |
| A126 | 0 | RH | 3'- 0" | 7'- 0" | 1 3/4" | F | HM | AL-BK | -- | 004 | HM | AL-BK | | | | 9 | |
| A127 | | RHRLHR | 6'- 0" | 7'- 10" | 1 3/4" | | AN-BK | AN-BK | GL01T | DC | AN-BK | AN-BK | | | | 4 | |
| A128 | | LHR | 4'- 0" | 8'- 0" | 1 3/4" | F | HM | PL03 | -- | 001 | AL | AL-CL | | | | 18 | |
| A129A | 0 | RHRLHR | 6'- 0" | 8'- 0" | 1 3/4" | | AL-BK | AN-BK | GL01T | DC | AL-BK | AL-BK | | | | 2 | |
| A129B | 0 | RHRLHR | 6'- 0" | 8'- 0" | 1 3/4" | | AL-BK | AN-BK | GL01T | DC | AL-BK | AL-BK | | | | 1 | |
| A129D | | RH | 3'- 0" | 8'- 0" | 1 3/4" | | <By Category> | PL03 | | 001 | AL | | | | | 12 | |
| A130 | | LHR | 3'- 0" | 7'- 0" | 1 3/4" | F | HM | AN-BK | -- | 004 | HM | AL-BK | | | | 12 | |
| A131 | | RHRLHR | 6'- 0" | 8'- 0" | 1 3/4" | F | PL03 | PL03 | -- | 001 | AL | AL-BK | | | | 15 | |
| A132A | | LHR | 3'- 0" | 8'- 0" | 1 3/4" | F | HM | PL03 | -- | 001 | AL | AL-CL | | | | 13 | |
| A132B | | LH | 3'- 0" | 8'- 0" | 1 3/4" | FG | | AN-BK | GL01T | SC | AN-BK | AN-BK | | | | 7 | |
| A133A | | RHB | 3'- 0" | 8'- 0" | 1 3/4" | F | HM | PL03 | -- | 001 | AL | AL-CL | | | | 13 | |
| A133B | | RH | 3'- 0" | 8'- 0" | 1 3/4" | FG | Glass - Clear | AN-BK | GL01T | SC | AN-BK | AN-BK | | | | 7 | |
| A134 | | RHRLHR | 6'- 0" | 7'- 10" | 1 3/4" | | <By Category> | <By Category> | GL01T | DC | AL-BK | <By Category> | | | | 4 | |
| A137A | | RH | 3'- 0" | 8'- 0" | 1 3/4" | F | HM | PL03 | -- | 001 | AL | AL-CL | | | | 20 | |
| A137C | | LH | 3'- 0" | 8'- 0" | 1 3/4" | F | HM | PL03 | -- | 001 | AL | AL-CL | | | | -- | |
| A137D | | -- | 3'- 0" | 8'- 0" | 1 3/4" | | <By Category> | PL03 | | 001 | AL | | | | | -- | |
| A138 | | LH | 3'- 0" | 8'- 0" | 1 3/4" | F | HM | PL03 | -- | 001 | AL | AL-CL | | | | 20 | |
| A139 | | LH | 3'- 0" | 8'- 0" | 1 3/4" | F | HM | PL03 | -- | 001 | AL | AL-CL | | | | 20 | |
| A140 | 0 | RHLH | 6'- 0" | 7'- 10" | 1 3/4" | | AL-BK | AL-BK | GL01T | DC | AL | <By Category> | | | | 3 | |
| A142 | 0 | RHLH | 6'- 0" | 7'- 10" | 1 3/4" | | AL-BK | AL-BK | GL01T | DC | AL | <By Category> | | | | 3 | |
| A144 | 0 | RHLH | 6'- 0" | 7'- 10" | 1 3/4" | | AL-BK | AL-BK | GL01T | DC | AL | <By Category> | | | | 3 | |
| A145 | 0 | RHLH | 6'- 0" | 7'- 10" | 1 3/4" | | AL-BK | AL-BK | GL01T | DC | AL-BK | AL-BK | | | | 3 | |
| A148 | | LHR | 3'- 0" | 8'- 0" | 1 3/4" | F | HM | PL03 | -- | 001 | AL | AL-CL | | | | 16 | |
| A149 | | RHRLHR | 6'- 0" | 7'- 0" | 1 3/4" | F | AL-BK | -- | -- | 001 | AL | -- | | | | 6 | |
| A150 | | LHR | 3'- 0" | 8'- 0" | 1 3/4" | F | HM | PL03 | -- | 001 | AL | AL-CL | | | | 19 | |
| A151 | | RHRLHR | 6'- 0" | 8'- 0" | 1 3/4" | F | PL03 | AL-BK | -- | 001 | AL | AL-BK | | | | 5 | |
| A152 | | RH | 3'- 0" | 8'- 0" | 1 3/4" | F | HM | PL03 | -- | 001 | AL | AL-CL | | | | 18 | |
| A155 | | LHR | 3'- 0" | 7'- 0" | 1 3/4" | F | HM | AL-BK | -- | 004 | HM | AL-BK | | | | 12 | |
| A156 | | LHR | 3'- 0" | 8'- 0" | 1 3/4" | F | HM | PL03 | -- | 001 | AL | AL-CL | | | | 20 | |
| A157 | 0 | LH | 3'- 0" | 7'- 0" | 1 3/4" | F | HM | AL-BK | -- | 004 | HM | AL-BK | | | | 10 | |
| A159 | | RH | 3'- 0" | 8'- 0" | 1 3/4" | F | HM | PL03 | -- | 001 | AL | AL-CL | | | | 18 | |
| A160 | | LHR | 3'- 0" | 7'- 0" | 1 3/4" | F | HM | AL-BK | -- | 004 | HM | AL-BK | | | | 11 | |
| A161 | | RHR | 3'- 0" | 8'- 0" | 1 3/4" | F | HM | PL03 | -- | 001 | AL | AL-CL | | | | 18 | |

## GENERAL NOTES - DOORS

1. PROVIDE TEMPERED GLASS WHERE REQUIRED BY CODE.
2. PROVIDE SILICONE SEALANT OVER BACKER ROD AT ALL EXTERIOR DOOR FRAMES.
3. REFER TO SPECIFICATIONS FOR ADDITIONAL INFORMATION.
4. FRAME WIDTH TO BE DETERMINED BY WALL THICKNESS.
5. ALL HOLLOW METAL FRAMES TO BE WELDED FRAMES.
6. SEE SHEETS A-020 FOR FINISH AND MATERIAL LEGEND.
7. ALL EXTERIOR PASSAGE DOORS TO BE R-XX U.N.O.
8. ALL EXTERIOR ROLL UP DOORS TO BE R-XX U.N.O.

## LEGEND - FRAME AND PANEL

**FRAME/DOOR PANEL MATERIALS:**

| | | | |
|---|---|---|---|
| **AL** | ALUMINUM | **HC** | WOOD HOLLOW CORE |
| **HM** | HOLLOW METAL | **SC** | WOOD SOLID CORE |
| **STL** | STEEL | **WD** | WOOD |

**FRAME CONFIGURATION:**

**TRANSOM:** 0 = NO TRANSOM, 1 = 1 TRANSOM, 2 = 2 TRANSOM,...
**SIDELITE:** 0 = NO SIDELIGHT, 1 = 1 SIDELITE, 2 = 2 SIDELITES,...
**FRAME CONF.:** 0 = 2" JAMB HEAD, CASED OPENING
1 = 2" JAMB, 2" HEAD / FRAME WRAPS WALL
2 = 2" JAMB, 2"HEAD
4 = 2" JAMB, 4"HEAD

**DOOR PANEL TYPES:**

| | |
|---|---|
| **FG** | FULL GLASS PANEL, SINGLE |
| **FG2** | FULL GLASS PANEL, DOUBLE |
| **F** | FLUSH PANEL, SINGLE |
| **FF** | FLUSH PANEL, DOUBLE |
| **NV** | NARROW VISION PANEL, SINGLE |
| **FL** | FULL LOUVER |

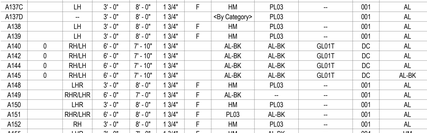
**FRAME/DOOR FINISHES:**

| | |
|---|---|
| **AN-CL** | ANODIZED CLEAR |
| **AN-BK** | ANODIZED BLACK |
| **AN-BL** | ANODIZED BRONZE LIGHT |
| **AN-BM** | ANODIZED BRONZE MEDIUM |
| **AN-BD** | ANODIZED BRONZE DARK |
| **AN-SL** | ANODIZED SATIN LIGHT |
| **AN-CH** | ANODIZED CHAMPAGNE |
| **WD1** | WOOD APPLIED STAIN RE: FINISH LEGEND **(WD1, WD2, WD3, ...)** |
| **PT1** | PAINTED, RE: FIFINISH LEGEND **(PT1, PT2, PT3, ...)** |
| **PL1** | PLASTIC LAMINATE, RE: FINISH LEGEND **(PL1, PL2, PL3, ...)** |

## LEGEND - GLAZING

VISION GLASS

TEMPERED GLASS

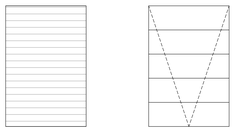


**000** **001** **004**

**W2** EQ. 3/8" TEMPERED BUTT JOINTED GLASS SIDELIGHTS IN DARK BRONZE ANODIZED ALUMINUM FRAME. (BUTT JOINT TO BE MAX 1/4" W/ CLEAR SILICONE.)



**F:** FLUSH SINGLE **FF:** FLUSH DOUBLE **SG:** STRUCTURAL GLASS SINGLE **SG2:** STRUCTURAL GLASS PAIR **HG:** HALF GLASS **FG:** FULL GLASS **FG2:** FULL GLASS 2 PANELS



**OHC:** OVERHEAD COILING DOOR **OHS:** OVERHEAD SECTIONAL

**DOOR AND FRAME TYPES** 1
1/4" = 1'-0"

SEAL

CLIENT

City of West Memphis
205 Redding St. West
Memphis, AR 72301

DRAWING ISSUE

| No. | DATE | DESCRIPTION |
|---|---|---|
| | 2025-01-17 | ISSUE FOR DESIGN DEVELOPMENT |
| | 2025-03-18 | 75% CONSTRUCTION DOCUMENTS PROGRESS |

ARCHITECT


PROJECT LUONG
HOUSTON +1 346 708 8241
SAN ANTONIO +1 726 245 1378
SANTA MONICA +1 213 394 7230
TBAE REG. No. BR 4215
820 Gessner Rd., Suite 775, Houston, TX 77024
700 N. St. Mary's St., Suite 1400, San Antonio, TX 78205
730 Arizona Ave., Santa Monica, CA 90401
Projectluong.com


CONSULTANT

JOB INFO

CITY OF WEST MEMPHIS
RECREATION CENTER
ST HWY 191/I-40 SERV
West Memphis, AR 72301

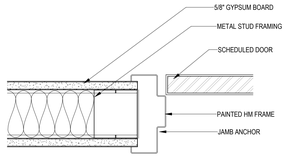
JOB No.: WESCIT00561

SHEET TITLE
DOOR TYPES & SCHEDULE

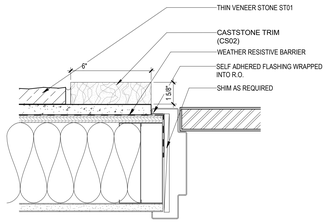
SHEET NUMBER
A-610


FILE PATH: ...\Luong Docs\City of West Memphis Recreation Center\WMR_BLDG A_INC_ARCH.rvt
DATE PRINTED: 3/21/2025 9:16:12 AM

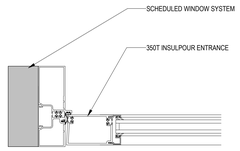
A.M.D.G.



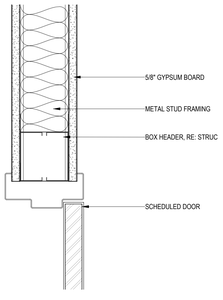

## INT HM DOOR - JAMB DETAIL 9
3" = 1'-0"



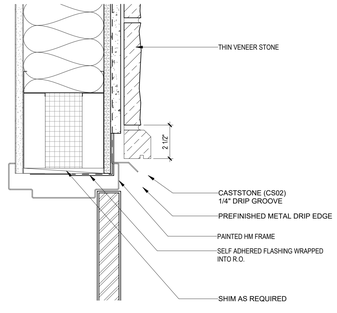

## EXT. HM DOOR - JAMB DETAIL 6
3" = 1'-0"



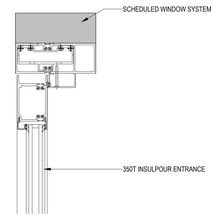

## STOREFRONT DOOR - JAMB DETAIL 3
3" = 1'-0"



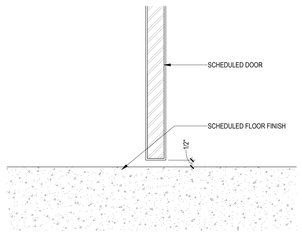

## INT HM DOOR - HEAD DETAIL 8
3" = 1'-0"



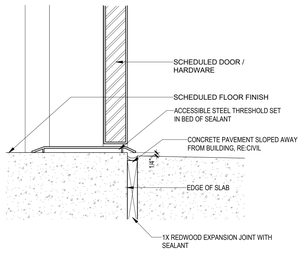

## EXT. HM DOOR - HEAD DETAIL 5
3" = 1'-0"



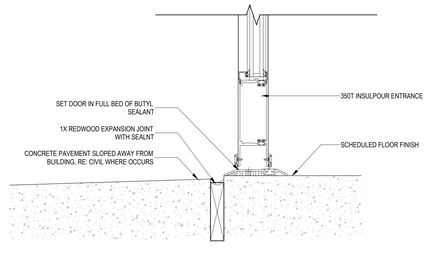

## STOREFRONT DOOR - HEAD DETAIL 2
3" = 1'-0"




## INT HM DOOR - SILL DETAIL 7
3" = 1'-0"




## EXT. HM DOOR - SILL DETAIL 4
3" = 1'-0"




## STOREFRONT DOOR - SILL DETAIL 1
3" = 1'-0"

SEAL

CLIENT

City of West Memphis
205 Redding St. West
Memphis, AR 72301

DRAWING ISSUE

| No. | DATE | DESCRIPTION |
|---|---|---|
| | 2025-01-17 | ISSUE FOR DESIGN DEVELOPMENT |
| | 2025-03-14 | PLN SUBMITTAL/CONSULTANT PROGRESS |

ARCHITECT

PROJECT LUONG
820 Gessner Rd., Suite 775, Houston, TX 77024 +1 346 708 8241
700 N. St. Mary's St., Suite 1400, San Antonio, TX 78205 +1 726 245 1378
730 Arizona Ave., Santa Monica, CA 90401 +1 213 394 7230
Projectluong.com
HOUSTON SAN ANTONIO SANTA MONICA
TBAE REG. No. BR-4215

CONSULTANT

JOB INFO

CITY OF WEST MEMPHIS
RECREATION CENTER
ST HWY 191/I-40 SERV
West Memphis, AR 72301

JOB No.: WESCIT00561

SHEET TITLE

DOOR DETAILS

SHEET NUMBER

A-615

FILE PATH: Autodesk Docs://City of West Memphis Recreation Center/WM_BLDG_A_R24_ARCH.rvt
DATE PRINTED: 3/31/2025 8:47:15 AM

A.M.O.G.

## GENERAL NOTES - WINDOWS

1. REFER TO FLOOR PLANS FOR LOCATION OF FRAME TYPES
2. ALL DIMENSIONS GIVEN FOR WINDOWS ARE ROUGH OPENING DIMENSIONS (R.O.)
3. ROUGH OPENING DIMENSION (R.O.) ARE MEANT TO GIVE GENERAL FRAME DIMENSIONS. ACTUAL WALL OPENING SHOULD BE COORDINATED BY THE CONTRACTOR BASED ON THE ACTUAL PRODUCTS SUBMITTED FOR CONSTRUCTION.
4. PROVIDE SILICONE SEALANT OVER BACKER ROD AROUND ALL FRAMES AND LOUVERS.
5. PROVIDE STAND OFF CLIPS AT ALL SPANDREL GLASS CONDITIONS.
6. CONTRACTOR TO PROVIDE TEMPERED GLAZING AT ALL LOCATIONS AS REQUIRED BY CODE.
7. PROVIDE INSECT SCREEN FOR ALL LOUVERS.

## LEGEND - GLAZING

VISION GLASS

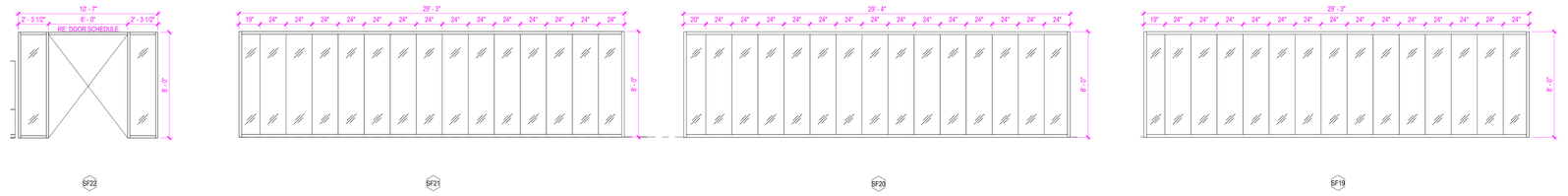
TEMPERED GLASS

## STOREFRONT/WINDOW SCHEDULE

| MARK | MANUF. | MODEL | FINISH |
|---|---|---|---|
| SF01 | KAWNEER | 52T1 | |
| SF02 | KAWNEER | 52T1 | |
| SF04 | KAWNEER | 52T1 | |
| SF05 | KINGSPAN | UniQuad 4in | |
| SF06 | KINGSPAN | UniQuad 4in | |
| SF07 | KAWNEER | 52T1 | |
| SF08 | KAWNEER | 52T1 | |
| SF09 | KAWNEER | 52T1 | |
| SF10 | KAWNEER | 52T1 | |
| SF11 | KAWNEER | 601T | |
| SF12 | KAWNEER | 601T | |
| SF13 | KAWNEER | 52T1 | |
| SF14 | KAWNEER | 52T1 | |
| SF15 | KAWNEER | 52T1 | |
| SF16 | KAWNEER | 52T1 | |
| SF17 | KAWNEER | 601T | |
| SF18 | KAWNEER | 601T | |
| SF19 | KINGSPAN | UniQuad 4in | |
| SF20 | KINGSPAN | UniQuad 4in | |
| SF21 | KINGSPAN | UniQuad 4in | |
| SF22 | KAWNEER | 52T1 | |
| SF23 | KINGSPAN | UniQuad 4in | |
| SF24 | KINGSPAN | UniQuad 4in | |
| SF25 | KINGSPAN | UniQuad 4in | |
| SF26 | KINGSPAN | UniQuad 4in | |
| SF27 | KAWNEER | 52T1 | |
| SF28 | KAWNEER | 52T1 | |
| SF29 | KAWNEER | 52T1 | |
| SF30 | KAWNEER | 52T1 | |
| SF31 | KAWNEER | 601T | |
| SF32 | KAWNEER | 601T | |
| SF33 | KAWNEER | 601T | |
| SF34 | KAWNEER | 601T | |
| SF35 | KAWNEER | 601T | |
| SF36 | KAWNEER | 601T | |
| SF37 | KINGSPAN | UniQuad 4in | |
| SF38 | KINGSPAN | UniQuad 4in | |
| SF39 | KINGSPAN | UniQuad 4in | |
| SF40 | KINGSPAN | UniQuad 4in | |
| SF41 | KAWNEER | 52T1 | |
| SF42 | KAWNEER | 52T1 | |
| SF43 | KAWNEER | 52T1 | |
| SF44 | KAWNEER | 52T1 | |
| SF45 | KAWNEER | 52T1 | |
| SF46 | KAWNEER | 52T1 | |

## GLAZING SCHEDULE

| MARK | DESCRIPTION | MANUF. | TYPE | COLOR | U-FACTOR | SHGC | VLT% |
|---|---|---|---|---|---|---|---|
| GL01 | 1" INSULATED GLASS | GUARDIAN | SN54 | CRYSTAL GREY | 0.2700 BTU/(h·ft²·°F) | 0.22 | 0.39 |
| GL01T | 1" INSULATED GLASS | GUARDIAN | SN54 | CRYSTAL GREY | 0.2700 BTU/(h·ft²·°F) | 0.22 | 0.39 |
| GL02T | 1/2" LAMINATED GLASS | GUARDIAN | ULTRA CLEAR | CLEAR PVB INTERLAYER | 1.0000 BTU/(h·ft²·°F) | 0.91 | 0.91 |


10' - 7"
2' - 3 1/2"
6' - 0"
2' - 3 1/2"
RE: DOOR SCHEDULE
8' - 0"
SF22
29' - 3"
19" 24" 24" 24

A.M.D.G.

## GENERAL NOTES - WINDOWS

1. REFER TO FLOOR PLANS FOR LOCATION OF FRAME TYPES
2. ALL DIMENSIONS GIVEN FOR WINDOWS ARE ROUGH OPENING DIMENSIONS (R.O.)
3. ROUGH OPENING DIMENSION (R.O.) ARE MEANT TO GIVE GENERAL FRAME DIMENSIONS. ACTUAL WALL OPENING SHOULD BE COORDINATED BY THE CONTRACTOR BASED ON THE ACTUAL PRODUCTS SUBMITTED FOR CONSTRUCTION.
4. PROVIDE SILICONE SEALANT OVER BACKER ROD AROUND ALL FRAMES AND LOUVERS.
5. PROVIDE STAND OFF CLIPS AT ALL SPANDREL GLASS CONDITIONS.
6. CONTRACTOR TO PROVIDE TEMPERED GLAZING AT ALL LOCATIONS AS REQUIRED BY CODE.
7. PROVIDE INSECT SCREEN FOR ALL LOUVERS.

## LEGEND - GLAZING

VISION GLASS

TEMPERED GLASS

## STOREFRONT/WINDOW SCHEDULE

| MARK | MANUF. | MODEL | FINISH |
|---|---|---|---|
| SF01 | KAWNEER | 52T1 | |
| SF02 | KAWNEER | 52T1 | |
| SF04 | KAWNEER | 52T1 | |
| SF05 | KINGSPAN | UniQuad 4in | |
| SF06 | KINGSPAN | UniQuad 4in | |
| SF07 | KAWNEER | 52T1 | |
| SF08 | KAWNEER | 52T1 | |
| SF09 | KAWNEER | 52T1 | |
| SF10 | KAWNEER | 52T1 | |
| SF11 | KAWNEER | 601T | |
| SF12 | KAWNEER | 601T | |
| SF13 | KAWNEER | 52T1 | |
| SF14 | KAWNEER | 52T1 | |
| SF15 | KAWNEER | 52T1 | |
| SF16 | KAWNEER | 52T1 | |
| SF17 | KAWNEER | 601T | |
| SF18 | KAWNEER | 601T | |
| SF19 | KINGSPAN | UniQuad 4in | |
| SF20 | KINGSPAN | UniQuad 4in | |
| SF21 | KINGSPAN | UniQuad 4in | |
| SF22 | KAWNEER | 52T1 | |
| SF23 | KINGSPAN | UniQuad 4in | |
| SF24 | KINGSPAN | UniQuad 4in | |
| SF25 | KINGSPAN | UniQuad 4in | |
| SF26 | KINGSPAN | UniQuad 4in | |
| SF27 | KAWNEER | 52T1 | |
| SF28 | KAWNEER | 52T1 | |
| SF29 | KAWNEER | 52T1 | |
| SF30 | KAWNEER | 52T1 | |
| SF31 | KAWNEER | 601T | |
| SF32 | KAWNEER | 601T | |
| SF33 | KAWNEER | 601T | |
| SF34 | KAWNEER | 601T | |
| SF35 | KAWNEER | 601T | |
| SF36 | KAWNEER | 601T | |
| SF37 | KINGSPAN | UniQuad 4in | |
| SF38 | KINGSPAN | UniQuad 4in | |
| SF39 | KINGSPAN | UniQuad 4in | |
| SF40 | KINGSPAN | UniQuad 4in | |
| SF41 | KAWNEER | 52T1 | |
| SF42 | KAWNEER | 52T1 | |
| SF43 | KAWNEER | 52T1 | |
| SF44 | KAWNEER | 52T1 | |
| SF45 | KAWNEER | 52T1 | |
| SF46 | KAWNEER | 52T1 | |

## GLAZING SCHEDULE

| MARK | DESCRIPTION | MANUF. | TYPE | COLOR | U-FACTOR | SHGC | VLT% |
|---|---|---|---|---|---|---|---|
| GL01 | 1" INSULATED GLASS | GUARDIAN | SN54 | CRYSTAL GREY | 0.2700 BTU/(h·ft²·°F) | 0.22 | 0.39 |
| GL01T | 1" INSULATED GLASS | GUARDIAN | SN54 | CRYSTAL GREY | 0.2700 BTU/(h·ft²·°F) | 0.22 | 0.39 |
| GL02T | 1/2" LAMINATED GLASS | GUARDIAN | ULTRA CLEAR | CLEAR PVB INTERLAYER | 1.0000 BTU/(h·ft²·°F) | 0.91 | 0.91 |




SEAL

CLIENT

**City of West Memphis**
205 Redding St. West
Memphis, AR 72301

DRAWING ISSUE

| No. | DATE | DESCRIPTION |
|---|---|---|
| | 2025-01-17 | ISSUE FOR DESIGN DEVELOPMENT |
| | 2025-02-18 | 75% CONSTRUCTION DOCUMENT PROGRESS |

ARCHITECT


PROJECT LUONG
820 Gessner Rd., Suite 775, Houston, TX 77024
700 N. St. Mary's St., Suite 1400, San Antonio, TX 78205
730 Arizona Ave., Santa Monica, CA 90401
Projectluong.com
+1 346 708 8241
+1 726 245 1378
+1 213 394 7230
HOUSTON
SAN ANTONIO
SANTA MONICA
TBAE REG. No. BR 4215


CONSULTANT

JOB INFO

CITY OF WEST MEMPHIS
RECREATION CENTER
ST HWY 191/I-40 SERV
West Memphis, AR 72301

JOB No.: WESCIT00561

SHEET TITLE

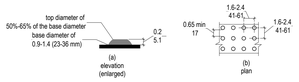
WINDOW TYPES & SCHEDULES

SHEET NUMBER

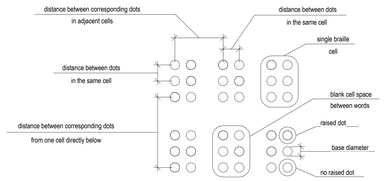
A-621


FILE PATH: Autodesk Docs://City of West Memphis Recreation Center/WR_BLOCK_MAC_arch.rvt
DATE PRINTED: 3/25/2025 9:29:24 AM

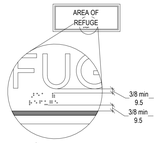
A.M.D.G.




705.1 Size and Spacing of Truncated Domes



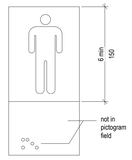

703.3.1 Braille Measurement



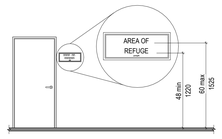

703.3.2 Position of Braille



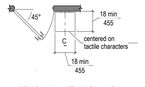

703.2.5 Height of Raised Characters




703.6 Pictogram Field

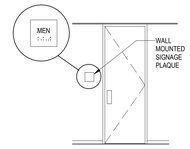



703.4.1 Height of Tactile Characters Above Floor or Ground




703.4.2 Location of Tactile Signs at Doors

## SIGNAGE DETAILS



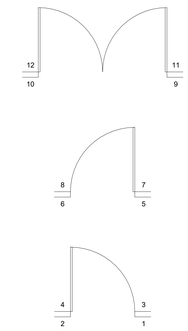

TACTILE CHARACTERS ON SIGNS SHALL BE LOCATED 48" A.F.F. MIN MEASURED FROM THE BASELINE OF THE LOWEST TACTILE CHARACTER AND 60" A.F.F. MAX MEASURED FROM THE BASELINE OF THE HIGHEST TACTILE CHARACTER.

## SIGNAGE MOUNTING HEIGHTS

## GENERAL NOTES - SIGNAGE

1. THE GRAPHIC DESIGN REQUIREMENTS SHOWN BY THE DETAILS ON THESE SIGN TYPE DRAWINGS ARE FOR DESIGN INTENT ONLY AND ARE INTENDED TO ESTABLISH BASIC DIMENSIONS OF UNITS OR MODULES, PROFILES, AND SIGHT LINES OF MEMBERS AND APPEARANCE. WITHIN THESE LIMITATIONS, THE SIGNAGE CONTRACTOR IS RESPONSIBLE FOR THE FABRICATION OF THE ENTIRE SYSTEM, AND TO MAKE WHATEVER MODIFICATIONS OF, AND ADDITIONS TO THE DETAILS AS MAY BE REQUIRED, MAINTAIN THE VISUAL DESIGN CONCEPT AS SHOWN INCLUDING MEMBER SIZES, PROFILES, AND ALIGNMENT OF COMPONENTS AS ACCURATELY AS POSSIBLE.
2. MESSAGE SHOWN IS SCHEMATIC ONLY. PROVIDE MESSAGE SCHEDULE FOR ACTUAL SIGN MESSAGES AS APPROVED BY A DESIGNATED REPRESENTATIVE OF THE OWNER.
3. FABRICATOR TO FIELD VERIFY AND CONFIRM MEASUREMENTS OF ALL EXISTING CONDITIONS, AS THEY RELATE TO THE CONSTRUCTION OF THE APPLICABLE DESIGN INTENT AS DEPICTED, PRIOR TO COMMENCING FABRICATION. NOTIFICATION OF ANY INCONSISTENCIES WILL BE REQUIRED (TO THE OWNER AND ARCHITECT) AND ANY REQUIRED DESIGN ALTERATIONS TO BE UNDERTAKEN PRIOR TO FABRICATION.
4. FABRICATOR TO SUBMIT DETAILED SHOP DRAWINGS AND SCALED COPY LAYOUTS TO ARCHITECTIOWNER FOR FINAL APPROVAL PRIOR TO FABRICATION.
5. GRAPHIC PANEL TO HAVE APPLIED/INSET TACTILE ROOM NUMBER AND ACCOMPANYING BRAILLE PER ADA REQUIREMENTS. BRAILLE DOTS TO BE CLEAR. TACTILE LETTERS TO BE PAINTED COLOR (TBD).
6. PANEL TO BE FASTENED TO THE WALL SUBSTRATE WITH DOUBLE SIDED TAPE. ANY SIGN MOUNTED TO GLASS TO BE SUPPLIED AND INSTALLED WITH V-2, BACKER MASK TO BE MOUNTED AT OPPOSITE SIDE OF GLASS PANE TO CONCEAL ADHESIVES. MASK TO BE CUT EXACTLY TO MIRROR OUTERMOST DIMENSIONS OF SIGN.
7. ALL SIGNAGE TO COMPLY WITH TEXAS ACCESSIBILITY STANDARDS AND ADA 2012.

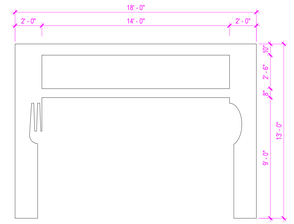
## LEGEND SIGNAGE LOCATIONS




## LEGEND - SIGNAGE LOCATIONS

## SIGN SCHEDULE


| DOOR # | SIGN GRPHIC | SIGN # | SIGN LOCATION | SIGN TYPE |
|---|---|---|---|---|
| A101B | -- | -- | -- | -- |
| A101C | -- | -- | -- | -- |
| A101D | -- | -- | -- | -- |
| A104 | SWIM STAFF | -- | 1 | 4 |
| A105 | AQUATICS MANAGER | -- | 1 | 4 |
| A106 | POOL STORAG | -- | 10 | 4 |
| A108 | | | | |
| A109 | | | | |
| A110 | | | | |
| A112A | WOMEN LOCKER | -- | 6 | 4 |
| A112B | | | | |
| A113 | FAMILY RESTROOM | -- | 1 | 1 |
| A114 | | | | |
| A115 | | | | |
| A116 | | | | |
| A117 | WOMEN | | 1 | 3 |
| A118 | MEN | -- | 6 | 2 |
| A119 | | | | |
| A120 | FAMILY RESTROOM | -- | 6 | 1 |
| A121 | | | | |
| A123A | MEN LOCKER | -- | 1 | 4 |
| A123B | | | | |
| A124 | MEN | -- | -- | 2 |
| A125 | WOMEN | -- | -- | 3 |
| A126 | | | | |
| A127 | | | | |
| A128 | JANITOR | -- | 6 | 4 |
| A129A | | | | |
| A129B | | | | |
| A129D | | | | |
| A130 | | | | |
| A131 | STORAGE | | 11 | 4 |
| A132A | FLEX ROOM TWO | A132 | 8 | 4 |
| A132B | | | | |
| A133A | FLEX ROOM ONE | A133 | 3 | 4 |
| A133B | | | | |
| A134 | | | | |
| A137A | | | | |
| A137B | -- | -- | -- | -- |
| A137C | | | | |
| A137D | | | | |
| A138 | -- | -- | -- | -- |
| A139 | -- | -- | -- | -- |
| A140 | -- | -- | -- | -- |
| A142 | -- | -- | -- | -- |
| A144 | -- | -- | -- | -- |
| A145 | -- | -- | -- | -- |
| A148 | ELECTRICAL | -- | 8 | 4 |
| A149 | GYM STORAGE | -- | 12 | 4 |
| A150 | SECURITY | -- | 8 | 4 |
| A151 | | | | |
| A152 | | | | |
| A153A | WOMEN | -- | -- | 3 |
| A153B | -- | -- | -- | -- |
| A154A | MEN | -- | -- | 2 |
| A154B | -- | -- | -- | -- |
| A155 | FIRE RISER | -- | 8 | 4 |
| A156 | | | | |
| A157 | | | | |
| A159 | | | | |
| A160 | | | | |
| A161 | IDF CLOSET | | 3 | 4 |



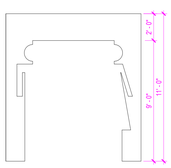

CONCESSION OSB
1/4" = 1'-0" 8




LOCKERS CHANNEL LETTERS
1/4" = 1'-0" 7



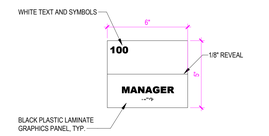

WELCOME CHANNEL LETTERS
1/4" = 1'-0" 6



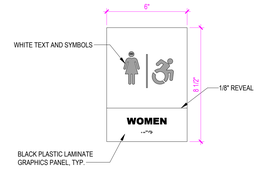

LOCKERS OSB
1/4" = 1'-0" 9



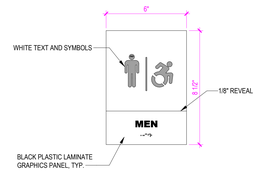

CONCESSION CHANNEL LETTERS
1/4" = 1'-0" 5



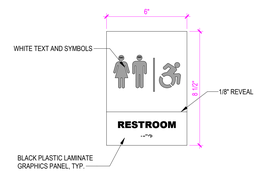

SIGN TYPE 4
3" = 1'-0" 4




SIGN TYPE 3
3" = 1'-0" 3




SIGN TYPE 2
3" = 1'-0" 2




SIGN TYPE 1
3" = 1'-0" 1

SEAL

CLIENT

City of West Memphis
205 Redding St. West
Memphis, AR 72301

DRAWING ISSUE

| No. | DATE | DESCRIPTION |
|---|---|---|
| | 2025-01-17 | ISSUE FOR DESIGN DEVELOPMENT |
| | 2025-03-14 | 75% CONSTRUCTION DOCUMENT PROGRESS |

ARCHITECT

PROJECT LUONG
820 Gessner Rd., Suite 775, Houston, TX 77024
700 N. St. Mary's St., Suite 1400, San Antonio, TX 78205
730 Arizona Ave., Santa Monica, CA 90401
Projectluong.com
+1 346 708 8241
+1 726 245 1378
+1 213 394 7230
HOUSTON
SAN ANTONIO
SANTA MONICA
TBAE REG. No. BR 4215

CONSULTANT

JOB INFO

CITY OF WEST MEMPHIS
RECREATION CENTER
ST HWY 191/I-40 SERV
West Memphis, AR 72301

JOB No.: WESCIT00561

SHEET TITLE
SIGNAGE TYPES, SCHEDULES AND DETAILS

SHEET NUMBER
A-630

FILE PATH: Autodesk Docs://City of West Memphis Recreation Center/AMD_BIM CA_ARCH.rvt
DATE PRINTED: 3/28/2025 2:30:28 AM

A.M.O.G.

# FINISH AND MATERIAL LEGEND

## EXTERIOR

BR01
Desc: BRICK
Location: EXTERIOR
MFR: INTERSTATE
Series: THIN BRICK
Size: 3" x 10" KING
Color: MATTE PLATINUM
Contact: THOMAS JULIEN 832.509.7506

Comments: GROUT COLOR TBD

IMP01
Desc: INSULATED METAL PANEL
Location: NATATORIUM AND GYM EXTERIOR
MFR: KINGSPAN
Series: SMOOTH OPTIMO 3"
Size: 30 INCH
Color: GREY (RAL TBD)
Contact: MAX PHILIPS 469.847.1687

Comments: SEE ELEVATIONS FOR LAYOUT AND HEIGHTS. PROVIDE EXTRUSION DETAILING AT TRANSITIONS

IMP02
Desc: INSULATED METAL PANEL
Location: NATATORIUM AND GYM EXTERIOR
MFR: KINGSPAN
Series: SMOOTH OPTIMO 3"
Size: 30 INCH
Color: TEAL (RAL TBD)
Contact: MAX PHILIPS 469.847.1687

Comments: SEE ELEVATIONS FOR LAYOUT AND HEIGHTS. PROVIDE EXTRUSION DETAILING AT TRANSITIONS

IMP03
Desc: INSULATED METAL PANEL
Location: NATATORIUM AND GYM EXTERIOR
MFR: KINGSPAN
Series: SMOOTH OPTIMO 3"
Size: 30 INCH
Color: GREEN (RAL TBD)
Contact: MAX PHILIPS 469.847.1687

Comments: SEE ELEVATIONS FOR LAYOUT AND HEIGHTS. PROVIDE EXTRUSION DETAILING AT TRANSITIONS

IMP04
Desc: INSULATED METAL PANEL
Location: NATATORIUM AND GYM EXTERIOR
MFR: KINGSPAN
Series: SMOOTH OPTIMO 3"
Size: 30 INCH
Color: PEA (RAL TBD)
Contact: MAX PHILIPS 469.847.1687

Comments: SEE ELEVATIONS FOR LAYOUT AND HEIGHTS. PROVIDE EXTRUSION DETAILING AT TRANSITIONS

IMP05
Desc: INSULATED METAL PANEL
Location: NATATORIUM AND GYM EXTERIOR
MFR: KINGSPAN
Series: SMOOTH OPTIMO 3"
Size: 30 INCH
Color: YELLOW (RAL TBD)
Contact: MAX PHILIPS 469.847.1687

Comments: SEE ELEVATIONS FOR LAYOUT AND HEIGHTS. PROVIDE EXTRUSION DETAILING AT TRANSITIONS

IMP06
Desc: INSULATED METAL PANEL
Location: NATATORIUM AND GYM EXTERIOR
MFR: KINGSPAN
Series: SMOOTH OPTIMO 3"
Size: 30 INCH
Color: ORANGE (RAL TBD)
Contact: MAX PHILIPS 469.847.1687

Comments: SEE ELEVATIONS FOR LAYOUT AND HEIGHTS. PROVIDE EXTRUSION DETAILING AT TRANSITIONS

IPP01
Desc: INSUL. POLYCARBONITE PANEL
Location: NATATORIUM AND GYM EXTERIOR
MFR: KINGSPAN
Series: 4" TRANSLUCENT PANEL
Size: 30 INCH
Color: TBD
Contact: MAX PHILIPS 469.847.1687

Comments: SEE ELEVATIONS FOR LAYOUT AND HEIGHTS.

CN01
Desc: SEALED CONCRETE
Location:
MFR: WR MEADOWS
Series: INTRAGUARD
Size:
Color:
Contact:

Comments: LIGHT BROOM FINISH. CONTRACTOR TO PROVIDE MOCKUP FOR APPROVAL PRIOR TO INSTALLATION

## CEILINGS

C01
Desc: GYPSUM BOARD
Location: RE: REFLECTED CEILING PLAN
MFR:
Series:
Size:
Color: PAINT PT02, U.N.O.; RE:RCP
Contact:

Comments:

C02
Desc: PAINTED DECK AND STRUCTURE
Location: RE: REFLECTED CEILING PLAN
MFR:
Series:
Size:
Color: PAINT PT04, U.N.O.; RE:RCP
Contact:

Comments:

ACT01
Desc: ACOUSTIC CEILING
Location: RE: REFLECTED CEILING PLAN
MFR: ARMSTRONG
Series: 1912 ULTIMA
Size: 24"X24"
Color: WHITE
Contact:

Comments: GRID 9/16" SUPERFINE, BEVELED TEGULAR EDGE PROFILE

ACT02
Desc: ACOUSTIC CEILING
Location: RE: REFLECTED CEILING PLAN
MFR: ARMSTRONG
Series: KITCHEN ZONE
Size: 24X24
Color: WHITE
Contact:

Comments: GRID 15/16" PRELUDE

## FLOORING

CN02
Desc: POLISHED CONCRETE
Location: RE: FINISH PLAN
MFR: AMERIPOLISH
Series: SR2 STAIN RESISTOR
Size: N/A
Color: CLEAR
Contact: EDDIE.FISHER@SHERWIN.COM

Comments:

CN03
Desc: STAINED POLISHED CONCRETE
Location: RE: FINISH PLAN
MFR: AMERIPOLISH
Series: CLASSIC DYE (WATERBASED)
Size: N/A
Color: SLATE BLUE/TURQUOISE
Contact: EDDIE.FISHER@SHERWIN.COM

Comments: GC TO PROVIDE ON-SITE MOCK-UP FOR COLOR SELECTION AND APPROVAL PRIOR TO INSTALLATION

CP01
Desc: CARPET TILE
Location: RE:FINISH PLAN
MFR: SHAW CONTRACT
Series: DIFFUSE ECOWORX 59575
Size: 24x24
Color: MAGNETIC FIELDS 75505
Contact: JILL.WAGNER@SHAWCONTRACT.COM

Comments: DIRECT GLUE, MONOLITHIC INSTALLATION PATTERN

RS01
Desc: LVT
Location: RE:FINISH PLAN
MFR: KARNDEAN
Series: TBD
Size: TBD
Color: TBD
Contact:

Comments: 20 MIL WEAR LAYER, GLUEDOWN INSTALLATION

RS02
Desc: SPORTS IMPACT FLOOR (FIELD)
Location: RE:FINISH PLAN
MFR: GERFLOOR
Series: TARAFLEX SPORTS M PLUS
Size: 3" THICK ROLLED GOODS
Color: 6350 LIGHT CHERRY
Contact: KRESTREPO@GERFLORUSA.COM

Comments: PREPARE SLAB SUBSTRATE PER MANUF. INSTRUCTIONS W/ SLAB FLATNESS TOLERANCE OF 1/16" OVER 10'. PROVIDE CUSTOM GRAPHICS PACKAGE TO INCLUDE LOGO CENTER, BASKETBALL, VOLLEYBALL, AND PICKLEBALL

RS03
Desc: SPORTS IMPACT FLOOR (ACCENT)
Location: RE:FINISH PLAN
MFR: GERFLOOR
Series: TARAFLEX SPORTS M PLUS
Size: 3" THICK ROLLED GOODS
Color: 6391 WOOD GREY
Contact: KRESTREPO@GERFLORUSA.COM

Comments: PREPARE SLAB SUBSTRATE PER MANUF. INSTRUCTIONS FOR SPORTS W/ SLAB FLATNESS TOLERANCE OF 1/8" OVER 10' MAX PLANE VARIATION.

RS04
Desc: SPORTS IMPACT FLOOR (ACCENT)
Location: RE: FINISH PLAN
MFR: GERFLOOR
Series: TARAFLEX SPORTS M PLUS
Size: 3" THICK ROLLED GOODS
Color: 6873 ANTHRACITE
Contact: KRESTREPO@GERFLORUSA.COM

Comments: PREPARE SLAB SUBSTRATE PER MANUF. INSTRUCTIONS FOR COMMERCIAL W/ SLAB FLATNESS TOLERANCE OF 3/16" OVER 10' MAX PLANE VARIATION.

RS05
Desc: RUBBER BASE
Location: RE:FINISH PLAN
MFR: ROPPE
Series: PINNACLE
Size: 4" STD TOE
Color: BLACK-BROWN
Contact: JENNIFER.BRAMMER@PROFESSIONALFLOORING.COM

Comments:

TL01
Desc: PORCELAIN TILE
Location: RESTROOM FLOORS
MFR: DALTILE
Series: PORTFOLIO
Size: 12"x24"
Color: IRON GREY PF06
Contact: JOHN.BRENNAN@DALTILE.COM

Comments: MATTE FINISH, 1/8" GROUT LATICRETE RAVEN, ALIGN GROUT LINES WITH WALL GROUT LINES, PROVIDE SCHLUTER TRANSITION STRIP AT EXPOSED EDGES

TL02
Desc: PORCELAIN MOSAIC TILE
Location: SHOWERS RE.FINISH PLAN
MFR: DALTILE
Series: PORTFOLIO
Size: 2X2 MOSAIC
Color: IRON GREY PF06
Contact: JOHN.BRENNAN@DALTILE.COM

Comments: MATTE FINISH, 1/8" GROUT LATICRETE RAVEN, ALIGN GROUT LINES WITH WALL GROUT LINES, PROVIDE SCHLUTER TRANSITION STRIP AT EXPOSED EDGES

## WALLS

TL03
Desc: WALL TILE
Location: RE: INTERIOR ELEVATIONS
MFR: DALTILE
Series: OUTLANDER
Size: 12"X24"
Color: MARINE OU55 PALAZZIO
Contact: JOHN.BRENNAN@DALTILE.COM

Comments: MATTE FINISH, 1/8" GROUT LATICRETE RAVEN, ALIGN GROUT LINES WITH FLOOR GROUT LINES, PROVIDE SCHLUTER TRANSITION STRIP AT EXPOSED EDGES

TL04
Desc: ACCENT WALL TILE
Location: RE: INTERIOR ELEVATIONS
MFR: DALTILE
Series: OUTLANDER
Size: 12"X24"
Color: MARINE OU55 MEDIO
Contact: JOHN.BRENNAN@DALTILE.COM

Comments: MATTE FINISH, 1/8" GROUT LATICRETE RAVEN, ALIGN GROUT LINES WITH FLOOR GROUT LINES, PROVIDE SCHLUTER TRANSITION STRIP AT EXPOSED EDGES

TL05
Desc: TILE WALL BASE
Location: RE: INTERIOR ELEVATIONS
MFR: DALTILE
Series: PORTFOLIO
Size: 6" X24"
Color: IRON GREY PF06
Contact:

Comments: CUT TO SIZE. 1/8" GROUT LATICRETE RAVEN, ALIGN GROUT LINES WITH FLOOR GROUT LINES, PROVIDE SCHLUTER TRANSITION STRIP AT EXPOSED EDGES

## PAINTS

PT01
Desc: INTERIOR LATEX
Location: GENERAL WALL
MFR: SHERWIN WILLIAMS
Series: PROMAR 200 ZERO VOC LATEX
Size: N/A
Color: TBD, EGGSHELL FINISH
Contact: EDDIE.FISHER@SHERWIN.COM

Comments: APPLY PAINT AND PRIMER PER MANUF. RECOMMENDATIONS

PT02
Desc: INTERIOR LATEX
Location: GENERAL CEILING
MFR: SHERWIN WILLIAMS
Series: PROMAR 200 ZERO VOC LATEX
Size: N/A
Color: TBD. FLAT FINISH
Contact: EDDIE.FISHER@SHERWIN.COM

Comments: PRIME AND PAINT PER MANUF. RECOMMENDATIONS

PT03
Desc: INTERIOR LATEX
Location: RESTROOM WALLS AND CEILING
MFR: SHERWIN WILLIAMS
Series: PROMAR 200 ZERO VOC LATEX
Size: N/A
Color: TBD, SEMIGLOSS FINISH
Contact: EDDIE.FISHER@SHERWIN.COM

Comments: PRIME AND PAINT PER MANUF. RECOMMENDATIONS

PT04
Desc: EPOXY PAINT
Location: EXPOSED STRUCTURE
MFR: SHERWIN WILLIAMS
Series: SHER-LOXANNE 800
Size: N/A
Color: TBD, SEMIGLOSS FINISH
Contact: EDDIE.FISHER@SHERWIN.COM

Comments: APPLY PAINT AND PRIMER PER MANUF. RECOMMENDATIONS

PT05
Desc: EPOXY PAINT
Location: HM DOORS AND FRAMES
MFR: SHERWIN WILLIAMS
Series: SHER-LOXANNE 800
Size: N/A
Color: TBD, SEMIGLOSS FINISH
Contact: EDDIE.FISHER@SHERWIN.COM

Comments: APPLY PAINT AND PRIMER PER MANUF. RECOMMENDATIONS

PT06
Desc: DEC. QUARTZ FLOOR SYSTEM
Location: NATATORIUM DECK
MFR: SHERWIN WILLIAMS
Series: HYBRI-FLEX EQ
Size: N/A
Color: TBD
Contact: EDDIE.FISHER@SHERWIN.COM

Comments: PROVIDE HF-1 KEYED EDGE AT FLOORING TRANSITIONS. 6" INTEGRAL COVE BASE TERMINATING TO COVE STRIP (BASIS OF DESIGN)

PT07
Desc: CEMENTITIOUS-URETHANE FLOOR
Location: KITCHEN FLOOR
MFR: SHERWIN WILLIAMS
Series: POLYCRETE MDB
Size: N/A
Color: GREY COLORFAST TOPCOAT
Contact: EDDIE.FISHER@SHERWIN.COM

Comments: PROVIDE 6" INTEGRAL COVE BASE TERMINATING TO COVE STRIP . (BASIS OF DESIGN)

PT08
Desc: TUNEMIC PAINT
Location: NATATORIUM WALLS
MFR:
Series:
Size:
Color:
Contact:

Comments: METEOR SHOWER 22GR

PT09
Desc: TUNEMIC PAINT
Location: NATATORIUM STRUCTURE
MFR:
Series:
Size:
Color:
Contact:

Comments:

PT10
Desc: LATEX PAINT
Location: YELLOW ACCENTS
MFR:
Series:
Size:
Color:
Contact:

Comments:

PT11
Desc: LATEX PAINT
Location: GREEN ACCENTS
MFR:
Series:
Size:
Color:
Contact:

Comments:

PT12
Desc: LATEX PAINT
Location: TEAL ACCENTS
MFR:
Series:
Size:
Color:
Contact:

Comments:

PT13
Desc: LATEX PAINT
Location: ORANGE ACCENT
MFR:
Series:
Size:
Color:
Contact:

Comments:

## MISC

PL01
Desc: SOLID SURFACE
Location: RR COUNTERS, RE: INT ELEV
MFR: WILSONART
Series: SOLID SURFACE (051)
Size: 12"x30"x144"
Color: BROOKLYN CONCRETE 9219GS
Contact: EMILY.MERCER@WILSONART.COM

Comments:

PL02
Desc: SOLID SURFACE
Location: COUNTERS, RE: INT ELEV
MFR: DUPONT
Series: CORIAN SOLID SURFACE
Size:
Color: TBD
Contact:

Comments:

PL03
Desc: PLASTIC LAMINATE
Location: DOORS AND VERT MILLWORK
MFR: WILSONART
Series: 107 HGS
Size: VARIES
Color: 7928-38 CASTLE OAK
Contact: EMILY.MERCER@WILSONART.COM

Comments:

SF01
Desc: PHENOLIC TOILET PARTITION
Location: RESTROOMS
MFR: ASI
Series: COLOR THRU PHENOLIC
Size: RE:PLAN
Color: PASTEL GREY 3074
Contact:

Comments: CEILING HUNG

SF02
Desc: PHENOLIC LOCKERS
Location:
MFR:
Series:
Size:
Color:
Contact:

Comments: INTEGRATED BENCH SEAT W/ SHOE SHELF RE: FFE PACKAGE

SF04
Desc: FRP
Location: CONCESSIONS WALLS
MFR: MARLITE (OR APPROVED EQUAL)
Series: PEBBLED FRP
Size: 4'x8'
Color: P199 BRIGHT WHITE
Contact:

Comments: CLASS 1, PROVIDE WHITE PVC TRIM

WD01
Desc: OSB
Location: RE: ELEVATIONS
MFR:
Series:
Size:
Color:
Contact:

Comments:

# GENERAL NOTES - FINISHES

1. ALL WALL/CEILING MATERIALS SHALL MEET FLAME SPREAD CLASS REQUIRED PER IBC TABLE 803.9.
2. REFER TO EXTERIOR/INTERIOR ELEVATION SHEETS FOR ADDITIONAL FINISH INFORMATION.
3. FINISH SCHEDULE DESIGNATIONS FOLLOW PLAN NORTH.
4. REFER TO REFLECTED CEILING PLANS FOR CEILING TYPES AND HEIGHTS.
5. PROVIDE 5% ATTIC STOCK ON ALL FLOORING, WALL TILES, AND WALL COVERINGS.
6. ALL WALLS TO RECEIVE ONE (1) COAT PRIMER AND TWO (2) COATS PAINT.
7. ALL PAINT SHALL BE APPLIED IN ACCORDANCE TO THE MANUFACTURER'S SPECIFICATIONS AND PROJECT SPECIFICATIONS FOR THE APPLIED SURFACE.
8. CARPET SHALL NOT RECEIVE ANY TRAFFIC FOR 24 HOURS AFTER INSTALLATION. ENSURE CARPET FOR EACH FLOOR COMES FROM THE SAME DYE LOT.
9. CARPET TO BE INSTALLED PER MANUFACTURER'S RECOMMENDATIONS.
10. ALL RUBBER TRANSITIONS / REDUCER STRIPS TO MATCH CARPET IN COLOR. SUBMIT FOR ARCHITECT APPROVAL.
11. ALL VINYL FLOORING TO BE INSTALLED, CLEANED, STRIPPED, AND WAXED PER MANUFACTURER'S RECOMENDATIONS. FLOORING SHALL NOT RECEIVE ANY TRAFFIC FOR 24 HOURS AFTER INSTALLATION AND NO HEAVY WEIGHT TRAFFIC FOR 48 HOURS.
12. ALL CHANGES IN FLOOR MATERIAL BETWEEN ROOM SHALL OCCUR AT THE CENTER LINE OF THE DOOR U.N.O.
13. GROUT COLOR TO MATCH ADJACENT STONE / TILES. ALL STONE TILE SURFACES TO BE FLUSH. NO ABRUPT LIPS OR EDGES. SUBMIT SAMPLE FOR ARCHITECT APPROVAL.
14. ENSURE ALL FABRIC WALL COVERINGS COME FROM THE SAME DYE LOT. ALL FABRICS TO BE CLASS A AND FLAME RETARDANT U.N.O.
15. INSTALL WALL COVERINGS PER MANUFACTURER'S RECOMMENDATIONS FOR EACH TYPE OF FABRIC (DIRECT GLUE, WRAPPED PANELS, ETC.) GENERAL CONTRACTOR TO COORDINATE APPROPRIATE METHOD OF INSTALLATION.
16. IN LOCATIONS WHERE DIRECT GLUE VINYL WALL COVERINGS TERMINATE AT REVEAL, WALL COVERING IS TO WRAP INTO THE REVEAL U.N.O.
17. PROVIDE PAPER BACKER FOR DIRECT GLUE INSTALLATION, UNBACKED FOR WRAPPED PANEL APPLICATION.
18. ALL EXTERIOR CONCRETE TO RECEIVE CN01




TRANSITION - RUBBER FLOOR TO CONCRETE 3
12" = 1'-0"




FLOOR TRANSITION - TILE TO CONCRETE 2
12" = 1'-0"




FLOOR TRANSITION - CARPET TO CONCRETE 1
12" = 1'-0"

SEAL

CLIENT

City of West Memphis
205 Redding St. West
Memphis, AR 72301

DRAWING ISSUE

| No. | DATE | DESCRIPTION |
|---|---|---|
| | 2025-01-17 | ISSUE FOR DESIGN DEVELOPMENT |
| | 2025-03-19 | 75% CONSTRUCTION DOCUMENT PROGRESS |

ARCHITECT

PROJECT LUONG
HOUSTON +1 346 708 8241
820 Gessner Rd., Suite 775, Houston, TX 77024
SAN ANTONIO +1 726 245 1378
700 N. St. Mary's St., Suite 1400, San Antonio, TX 78205
SANTA MONICA +1 213 394 7230
730 Arizona Ave., Santa Monica, CA 90401
TBAE REG. No. BR 4215
Projectluong.com

CONSULTANT

JOB INFO

CITY OF WEST MEMPHIS
RECREATION CENTER
ST HWY 191/I-40 SERV
West Memphis, AR 72301

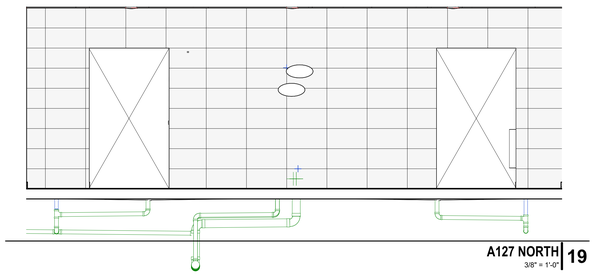
JOB No.: WESCIT00561

SHEET TITLE
FINISH AND MATERIAL LEGEND

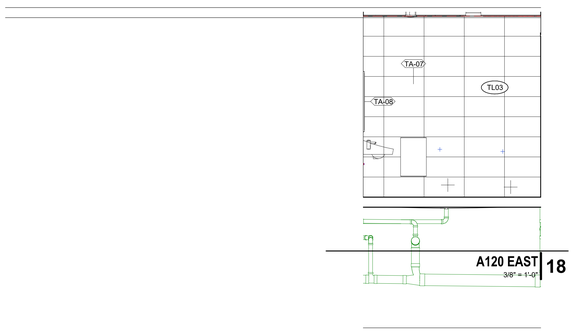
SHEET NUMBER
A-640

FILE PATH: Autodesk Docs://City of West Memphis Recreation Center/WR_BIM_A_MAC_akOn.rvt
DATE PRINTED: 3/28/2025 11:30:28 AM

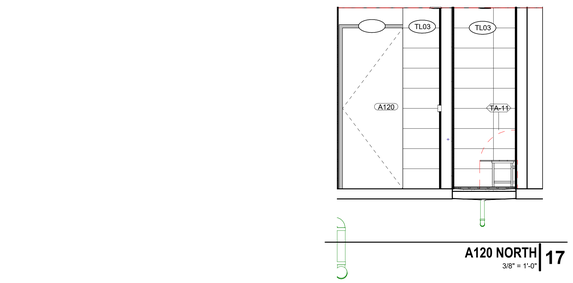
A.M.D.G.



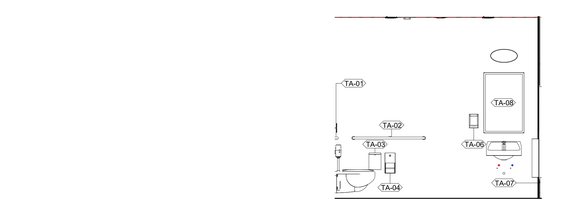
A127 NORTH 19
3/8" = 1'-0"




A120 EAST 18
3/8" = 1'-0"



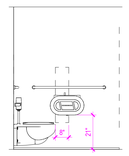

A120 NORTH 17
3/8" = 1'-0"



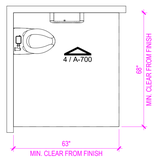

A120 SOUTH 16
3/8" = 1'-0"



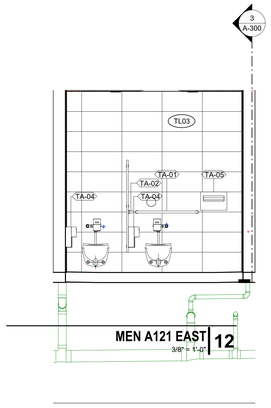

A120 WEST 15
3/8" = 1'-0"



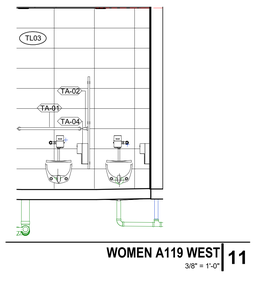

TYPICAL ACCESSIBLE STALL 4
3/8" = 1'-0"



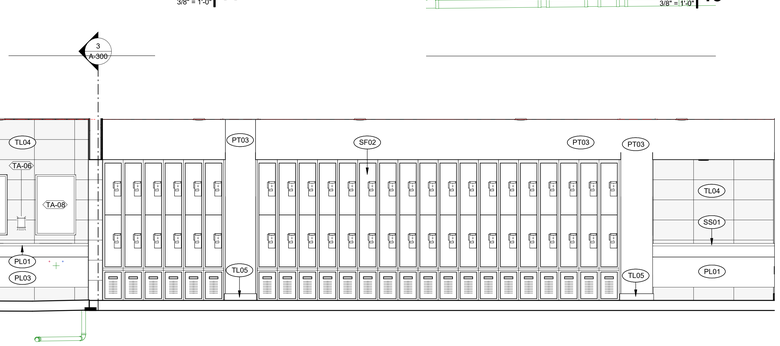

TYPICAL RESTROOM STALL PLAN 3
3/8" = 1'-0"



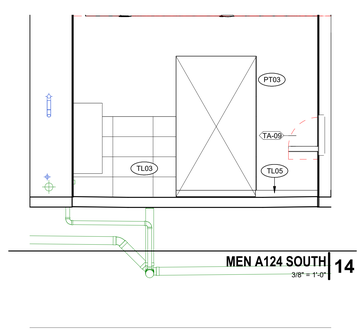

MEN A121 EAST 12
3/8" = 1'-0"



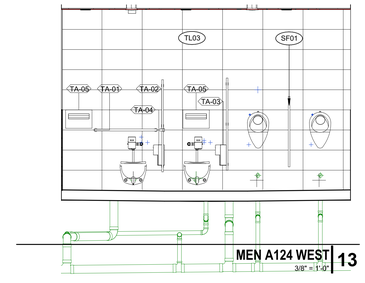

WOMEN A119 WEST 11
3/8" = 1'-0"



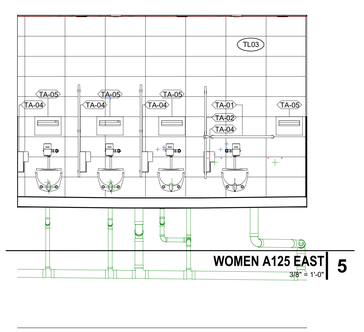

RESTROOM / LOCKER TYPICAL 10
3/8" = 1'-0"



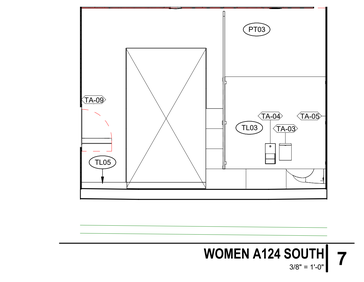

MEN A124 SOUTH 14
3/8" = 1'-0"




MEN A124 WEST 13
3/8" = 1'-0"



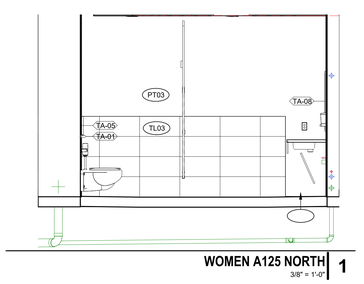

WOMEN A125 EAST 5
3/8" = 1'-0"



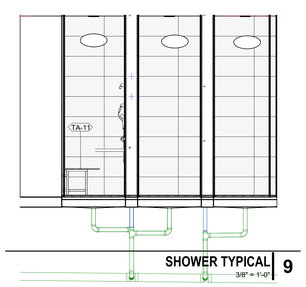

WOMEN A124 SOUTH 7
3/8" = 1'-0"



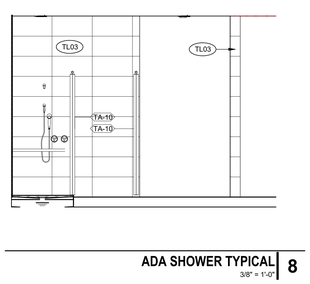

A124/A125 LAVATORY ELEVATION 6
3/8" = 1'-0"



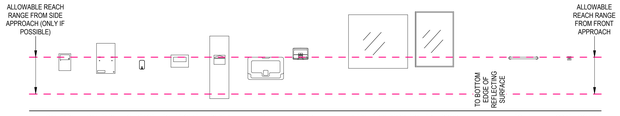

WOMEN A125 NORTH 1
3/8" = 1'-0"




SHOWER TYPICAL 9
3/8" = 1'-0"




ADA SHOWER TYPICAL 8
3/8" = 1'-0"




STANDARD MOUNTING HEIGHTS - RESTROOM 2
1/4" = 1'-0"

## KEYNOTES

NOTE: KEYNOTE NUMBERING IS FOR ORGANIZATIONAL PURPOSES ONLY AND NOT INTENDED TO REFERENCE A SPECIFIC CSI DIVISION

| NUMBER | DESCRIPTION |
|---|---|

| MARK | MANUFACTURER | MODEL | DESCRIPTION |
|---|---|---|---|
| TA-01 | ASI | 3701-36 | 36" GRAB BAR |
| TA-02 | ASI | 3701-42 | 42" GRAB BAR |
| TA-03 | ASI | 20852 | SANITARY WASTE DISPOSAL |
| TA-04 | ASI | 0030 | SURFACE MOUNTED MULTI-ROLL TOILET TISSUE DISPENSER |
| TA-05 | ASI | 0477-SM | TOILET SEAT COVER DISPENSER |
| TA-06 | ASI | 0340 | SOAP DISPENSER |
| TA-07 | ASI | 0469 | RECESSED PAPER TOWEL DISPENSER AND WASTE RECEPTACLE 12 GAL |
| TA-08 | ASI | 0600-2436 | 24X36 MIRROR |
| TA-09 | ASI | 9018 | RECESSED BABY CHANGING STATION |
| TA-10 | ASI | 1214-2 x 1224 | SHOWER CURTAIN ROD |
| TA-11 | ASI | 8202 | FOLDING SHOWER SEAT |
| TA-12 | ASI | | URINAL PARTITION |

SEAL

CLIENT

City of West Memphis
205 Redding St. West
Memphis, AR 72301

DRAWING ISSUE

| No. | DATE | DESCRIPTION |
|---|---|---|
| | 2025-01-17 | ISSUE FOR DESIGN DEVELOPMENT |
| | 2025-03-14 | 75% CONSTRUCTION DOCUMENT PROGRESS |

ARCHITECT

CT LUONG
820 Gessner Rd., Suite 775, Houston, TX 77024
700 N. St. Mary's St., Suite 1400, San Antonio, TX 78205
730 Arizona Ave., Santa Monica, CA 90401
Projectluong.com
PROJECT
+1 346 708 8241
+1 726 245 1378
+1 213 394 7230
HOUSTON
SAN ANTONIO
SANTA MONICA
TBAE REG. No. BR 4215

CONSULTANT

JOB INFO

CITY OF WEST MEMPHIS
RECREATION CENTER
ST HWY 191/I-40 SERV
West Memphis, AR 72301

JOB No.: WESCIT00561

SHEET TITLE

INTERIOR ELEVATIONS

SHEET NUMBER

A-700


FILE PATH: Autodesk Docs://City of West Memphis Recreation Center/WMR_BIM_R_RAC_ARCH.rvt
DATE PRINTED: 3/25/2025 4:19:37 AM

A.M.D.G.

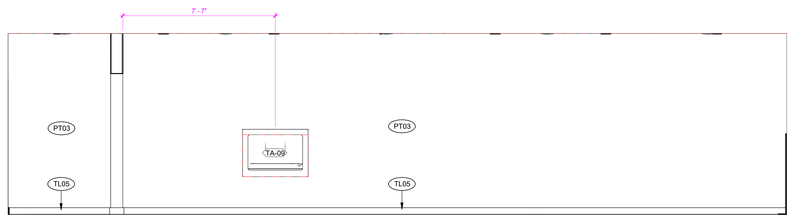
## KEYNOTES

NOTE: KEYNOTE NUMBERING IS FOR ORGANIZATIONAL PURPOSES ONLY AND NOT INTENDED TO REFERENCE A SPECIFIC CSI DIVISION

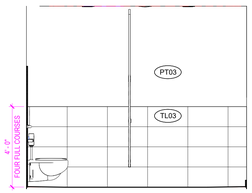
| NUMBER | DESCRIPTION |
|---|---|



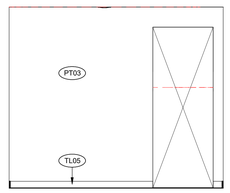

WOMEN A153 WEST 6
3/8" = 1'-0"



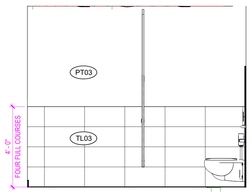

MEN A154 WEST 2
3/8" = 1'-0"



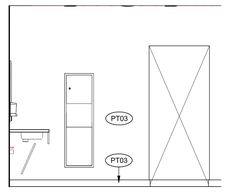

WOMEN A153 SOUTH 8
3/8" = 1'-0"



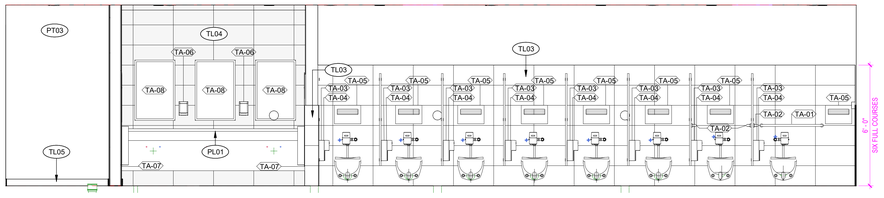

WOMEN A153 NORTH 7
3/8" = 1'-0"



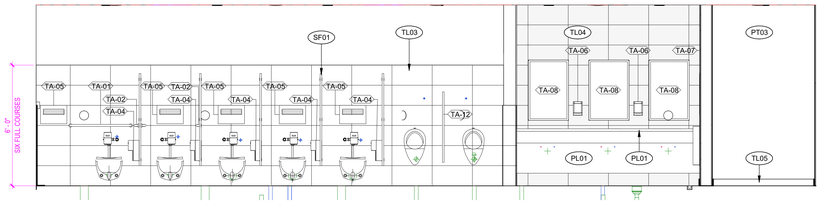

MEN A154 NORTH 4
3/8" = 1'-0"




MEN A154 SOUTH 3
3/8" = 1'-0"




WOMEN A153 EAST 5
3/8" = 1'-0"




MEN A154 EAST 1
3/8" = 1'-0"

SEAL

CLIENT

City of West Memphis
205 Redding St. West
Memphis, AR 72301

DRAWING ISSUE

| No. | DATE | DESCRIPTION |
|---|---|---|
| | 2025-01-17 | ISSUE FOR DESIGN DEVELOPMENT |
| | 2025-02-14 | PLN SUBMITTED FOR COMMENT PROGRESS |

ARCHITECT


PROJECT LUONG
HOUSTON
SAN ANTONIO
SANTA MONICA
TBAE REG. No. BR 4215

820 Gessner Rd., Suite 775, Houston, TX 77024 +1 346 708 8241
700 N. St. Mary's St., Suite 1400, San Antonio, TX 78205 +1 726 245 1378
730 Arizona Ave., Santa Monica, CA 90401 +1 213 394 7230
Projectluong.com


CONSULTANT

JOB INFO

CITY OF WEST MEMPHIS
RECREATION CENTER
ST HWY 191/I-40 SERV
West Memphis, AR 72301

JOB No.: WESCIT00561

SHEET TITLE

INTERIOR ELEVATIONS

SHEET NUMBER

A-701

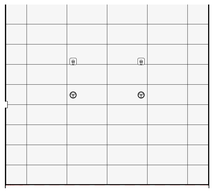

FILE PATH: ...\untitled.Dose.CityofWestMemphis.Recreation.Center(HWR_BLDG)_RVC_ARCH.rvt
DATE PRINTED: 2/27/2025 9:30:21 AM

A.M.D.G.

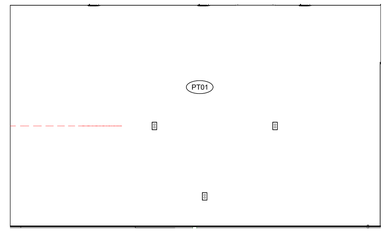
## KEYNOTES

NOTE: KEYNOTE NUMBERING IS FOR ORGANIZATIONAL PURPOSES ONLY AND NOT INTENDED TO REFERENCE A SPECIFIC CSI DIVISION

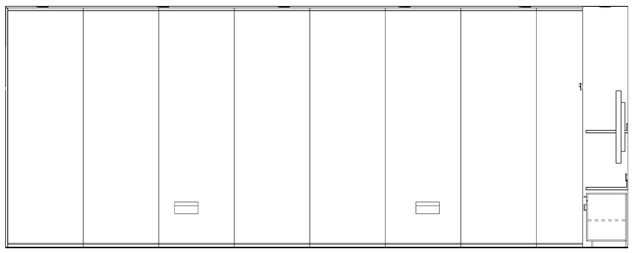
| NUMBER | DESCRIPTION |
|---|---|
| 1270.01 | SOLID SURFACE COUNTERTOP: REFER TO FINISH SCHEDULE. PROVIDE SUPPORT BRACKETS AS NEEDED. ROUT COUNTER AROUND STEEL STRUCTURE. |



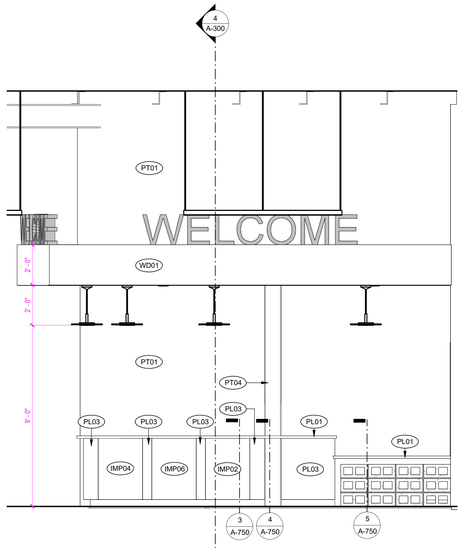
DECK SHOWERS ELEVATION 8
3/8" = 1'-0"



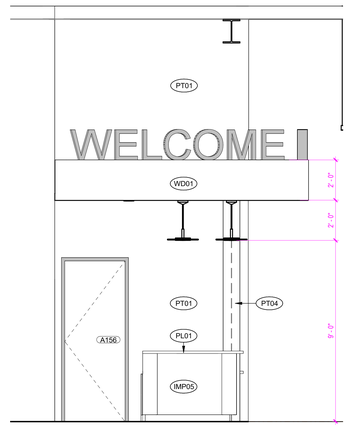

CHECK-IN WALL ELEVATION 5
3/8" = 1'-0"



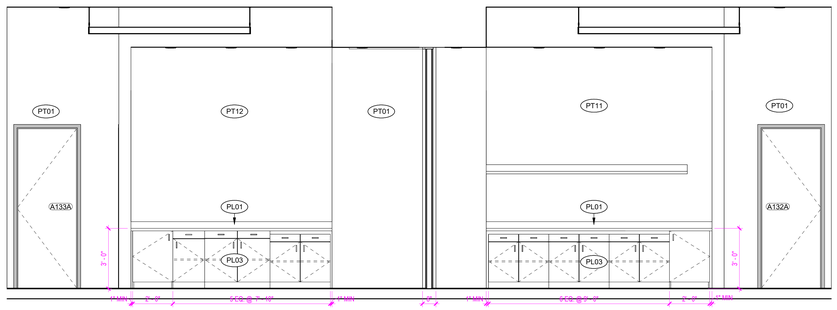
Elevation 52 - a 1
3/8" = 1'-0"



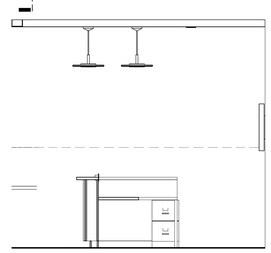

CHECK-IN DESK NORTH ELEVATION 7
3/8" = 1'-0"



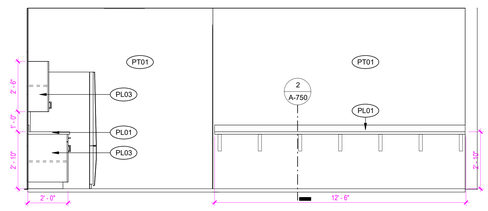

CHECK-IN DESK EAST ELEVATION 4
3/8" = 1'-0"



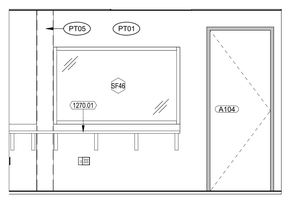

FLEX ROOM ELEVATION 10
3/8" = 1'-0"



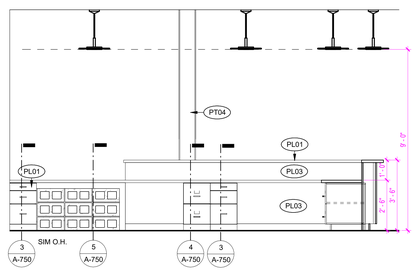
CHECK-IN DESK INSIDE ELEVATION 11
3/8" = 1'-0"



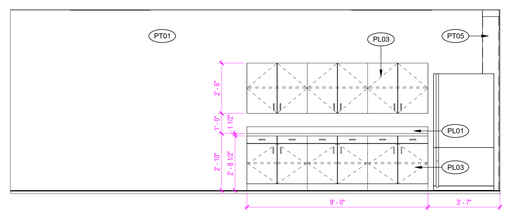

OFFICE/WORKROOM NORTH ELEVATION 3
3/8" = 1'-0"




SWIM STAFF ELEVATION 9
3/8" = 1'-0"




CHECK-IN DESK SOUTH ELEVATION 6
3/8" = 1'-0"




OFFICE/WORKROOM WEST ELEVATION 2
3/8" = 1'-0"

SEAL

CLIENT

City of West Memphis
205 Redding St. West
Memphis, AR 72301

DRAWING ISSUE

| No. | DATE | DESCRIPTION |
|---|---|---|
| | 2025-01-17 | ISSUE FOR DESIGN DEVELOPMENT |
| | 2025-03-14 | 75% CONSTRUCTION DOCUMENT PROGRESS |

ARCHITECT

PROJECT LUONG
HOUSTON
SAN ANTONIO
SANTA MONICA
TBAE REG. No. BR 4215
820 Gessner Rd., Suite 775, Houston, TX 77024 +1 346 708 8241
700 N. St. Mary's St., Suite 1400, San Antonio, TX 78205 +1 726 245 1378
730 Arizona Ave., Santa Monica, CA 90401 +1 213 394 7230
Projectluong.com

CONSULTANT

JOB INFO

CITY OF WEST MEMPHIS
RECREATION CENTER
ST HWY 191/I-40 SERV
West Memphis, AR 72301

JOB No.: WESCIT00561

SHEET TITLE
INTERIOR ELEVATIONS

SHEET NUMBER
A-702

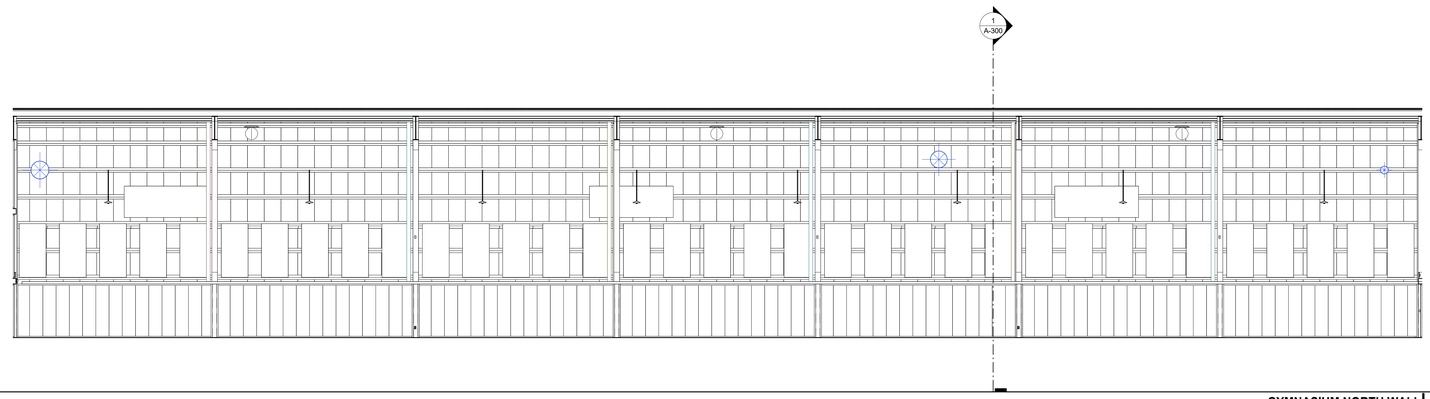
FILE PATH: Autodesk Docs://City of West Memphis Recreation Center/WM_BIM360_A_RAC_ARCH.rvt
DATE PRINTED: 3/25/2025 9:54:58 AM

A.M.D.G.

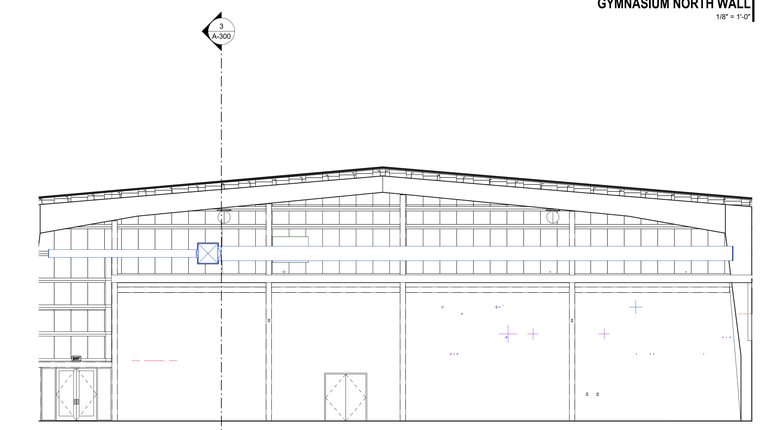
## KEYNOTES

NOTE: KEYNOTE NUMBERING IS FOR ORGANIZATIONAL PURPOSES ONLY AND NOT INTENDED TO REFERENCE A SPECIFIC CSI DIVISION

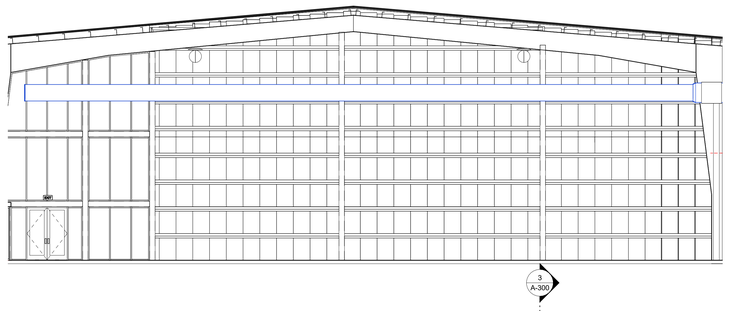
| NUMBER | DESCRIPTION |
|---|---|



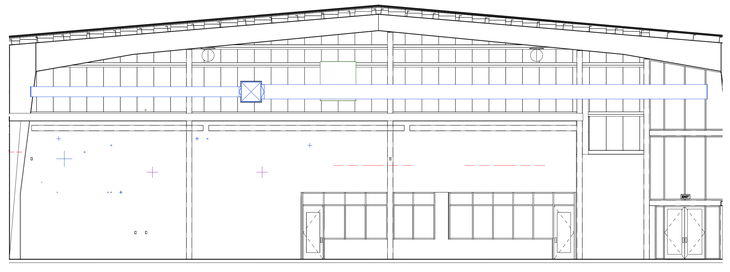

GYMNASIUM NORTH WALL 4
1/8" = 1'-0"



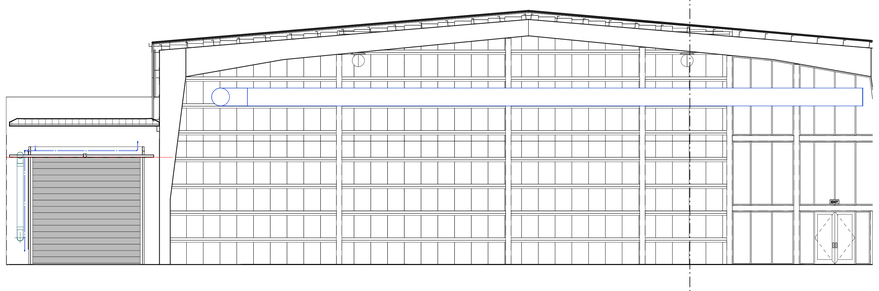

GYMNASIUM EAST WALL 2 3
1/8" = 1'-0"



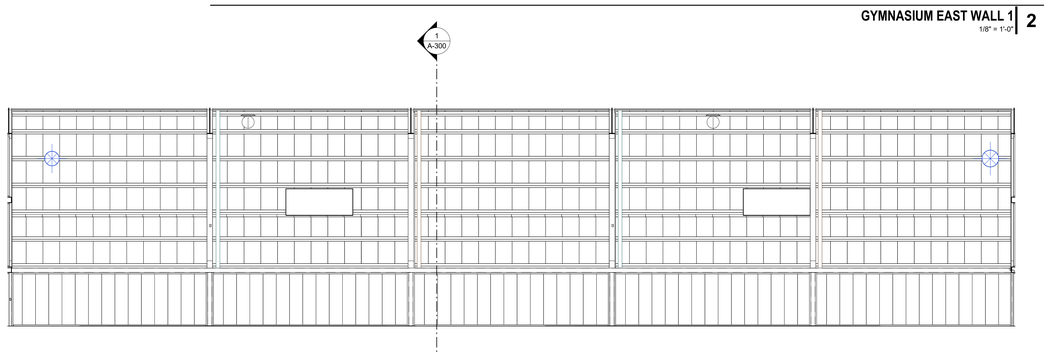

GYMNASIUM WEST WALL 2 6
1/8" = 1'-0"



GYMNASIUM EAST WALL 1 2
1/8" = 1'-0"



GYMNASIUM WEST WALL 1 5
1/8" = 1'-0"




GYMNASIUM SOUTH WALL 1
1/8" = 1'-0"

FILE PATH: ...\ucmbe Docs\City of West Memphis Recreation Center\RAR_BLDG A_INC_ARCH.rvt
DATE PRINTED: 2/27/2025 9:30:34 AM

SEAL

CLIENT

City of West Memphis
205 Redding St. West
Memphis, AR 72301

DRAWING ISSUE

| No. | DATE | DESCRIPTION |
|---|---|---|
| | 2025-01-17 | ISSUE FOR DESIGN DEVELOPMENT |
| | 2025-02-18 | 75% CONSTRUCTION DOCUMENT PROGRESS |

ARCHITECT


PROJECT LUONG
HOUSTON
SAN ANTONIO
SANTA MONICA
TBAE REG. No. BR 4215

820 Gessner Rd., Suite 775, Houston, TX 77024 +1 346 708 8241
700 N. St. Mary's St., Suite 1400, San Antonio, TX 78205 +1 726 245 1378
730 Arizona Ave., Santa Monica, CA 90401 +1 213 394 7230
Projectluong.com


CONSULTANT

JOB INFO

CITY OF WEST MEMPHIS
RECREATION CENTER
ST HWY 191/I-40 SERV
West Memphis, AR 72301

JOB No.: WESCIT00561

SHEET TITLE

INTERIOR ELEVATIONS

SHEET NUMBER

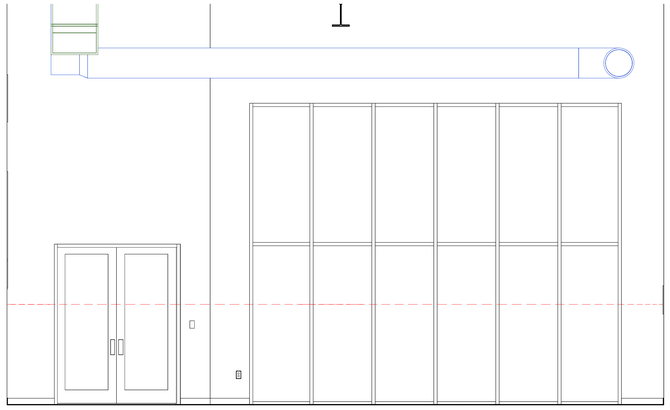
A-703

A.M.D.G.

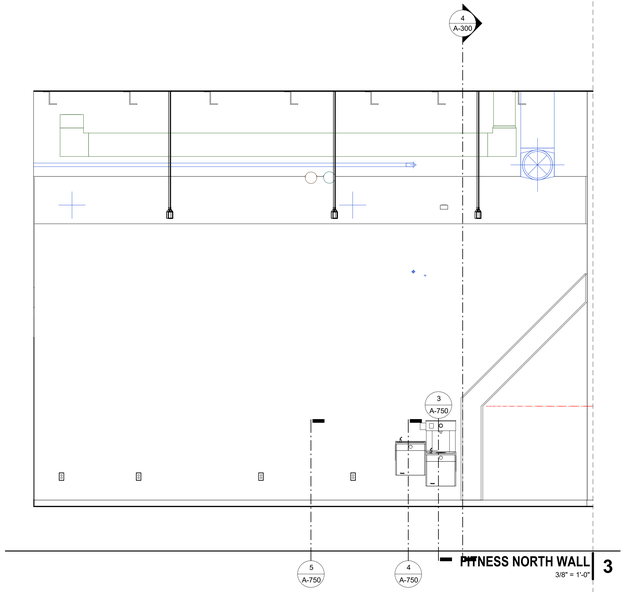
## KEYNOTES

NOTE: KEYNOTE NUMBERING IS FOR ORGANIZATIONAL PURPOSES ONLY AND NOT INTENDED TO REFERENCE A SPECIFIC CSI DIVISION

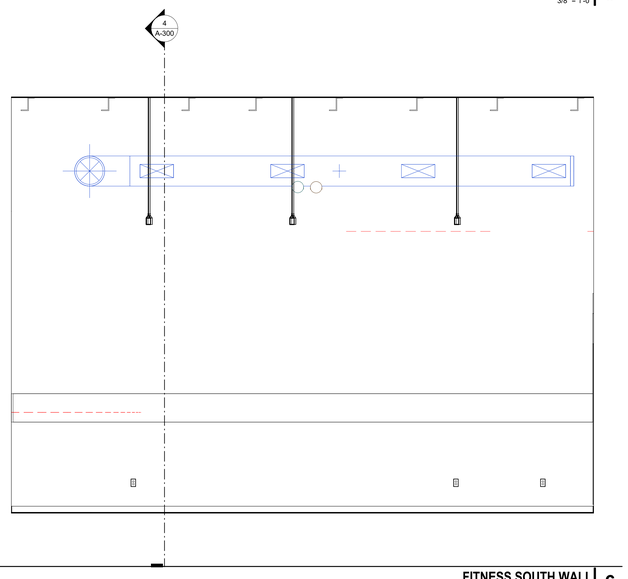
| NUMBER | DESCRIPTION |
|---|---|



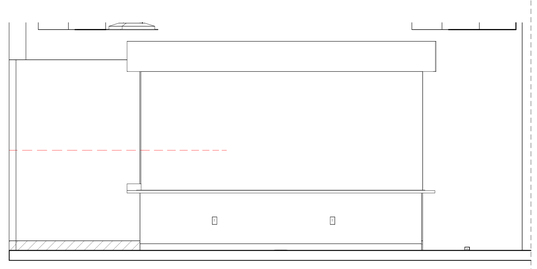
FITNESS EAST WALL 5
3/8" = 1'-0"



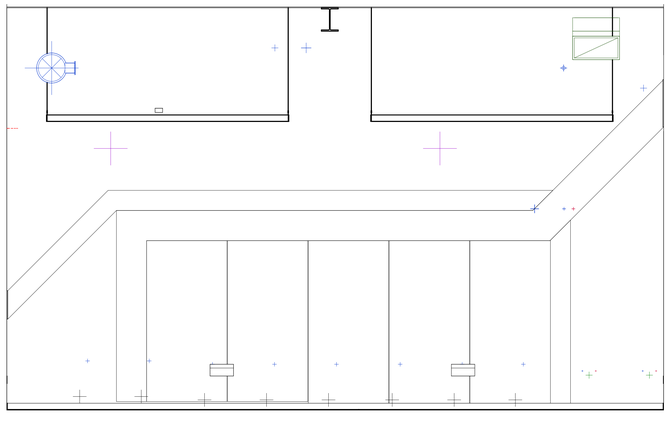

FITNESS NORTH WALL 3
3/8" = 1'-0"



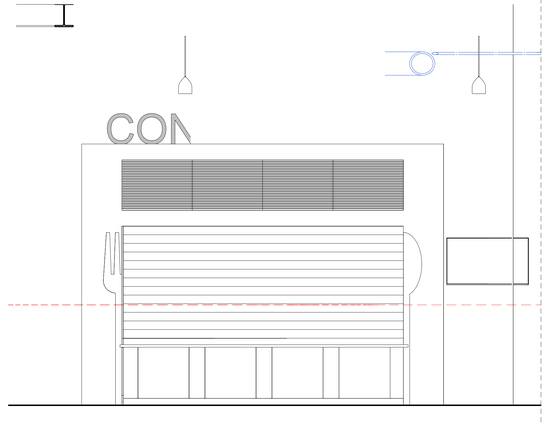

FITNESS SOUTH WALL 6
3/8" = 1'-0"



CONCESSION INTERIOR ELEVATION 2
3/8" = 1'-0"



FITNESS WEST WALL 4
3/8" = 1'-0"




CONCESSION WINDOW ELEVATION 1
3/8" = 1'-0"

SEAL

CLIENT

City of West Memphis
205 Redding St. West
Memphis, AR 72301

DRAWING ISSUE

| No. | DATE | DESCRIPTION |
|---|---|---|
| | 2025-01-17 | ISSUE FOR DESIGN DEVELOPMENT |
| | 2025-02-18 | PLN SUBMITTED FOR COMMENT PROGRESS |

ARCHITECT


PROJECT LUONG
HOUSTON
SAN ANTONIO
SANTA MONICA
TBAE REG. No. BR-4215
820 Gessner Rd., Suite 775, Houston, TX 77024
+1 346 708 8241
700 N. St. Mary's St., Suite 1400, San Antonio, TX 78205
+1 726 245 1378
730 Arizona Ave., Santa Monica, CA 90401
+1 213 394 7230
Projectluong.com


CONSULTANT

JOB INFO

CITY OF WEST MEMPHIS
RECREATION CENTER
ST HWY 191/I-40 SERV
West Memphis, AR 72301

JOB No.: WESCIT00561

SHEET TITLE

INTERIOR ELEVATIONS

SHEET NUMBER

A-704


FILE PATH: Autodesk Docs://City of West Memphis Recreation Center/WR_BLDG A_INC_ARCH.rvt
DATE PRINTED: 3/5/2025 5:11:02 AM

A.M.O.G.

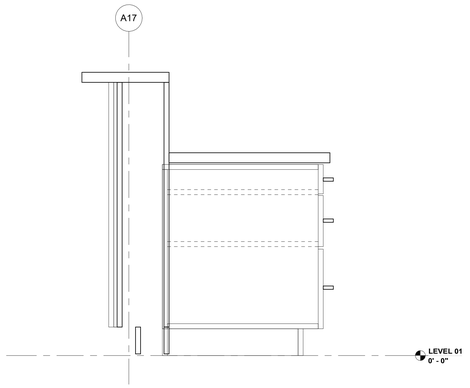
## GENERAL NOTES - MILLWORK

1. AWI CUSTOM GRADE CONSTRUCITON WITH 3/4" MDF UNLESS NOTED OTHERWISE
2. SEE ELEVATIONS FOR EXTERIOR FINISHES
3. ALL INTERIOR FINISHES TO BE MELAMINE. PROVIDE COLOR SAMPLES FOR SELECTION BY ARCHITECT.
4. ALL MILLWORK DEPTH TO BE 2'-0" UNLESS NOTED OTHERWISE. REFER TO ARCH PLANS FOR ADDITIONAL INFORMATION.
5. TOE RECESS AT LOWER CABINETS TO MATCH EXTERIOR FINISH, UNLESS NOTED OTHERWISE. DO NOT APPLY RUBBER BASE TO MILLWORK.
6. ALL PLAM CLAD TOE KICKS AND EXPOSED END PANELS TO BE SCRIBED TO THE FLOOR.

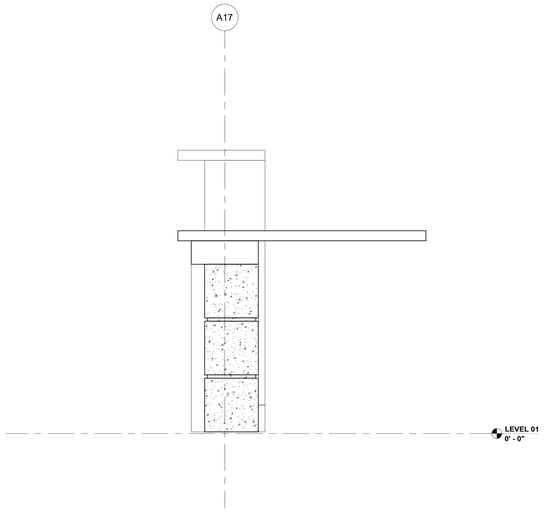
## KEYNOTES

NOTE: KEYNOTE NUMBERING IS FOR ORGANIZATIONAL PURPOSES ONLY AND NOT INTENDED TO REFERENCE A SPECIFIC CSI DIVISION

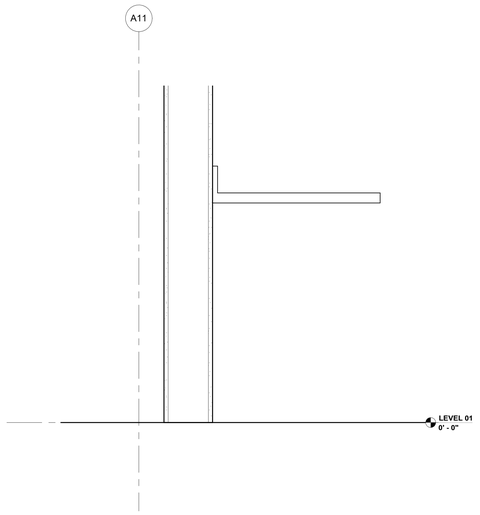
| NUMBER | DESCRIPTION |
|---|---|



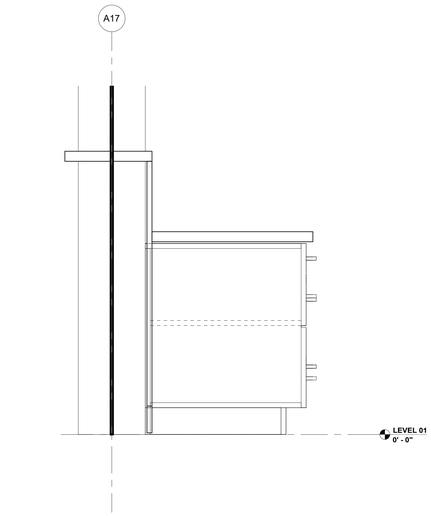

CHECK-IN DESK 3-DRAWER MILLWORK DETAIL 3
1 1/2" = 1'-0"



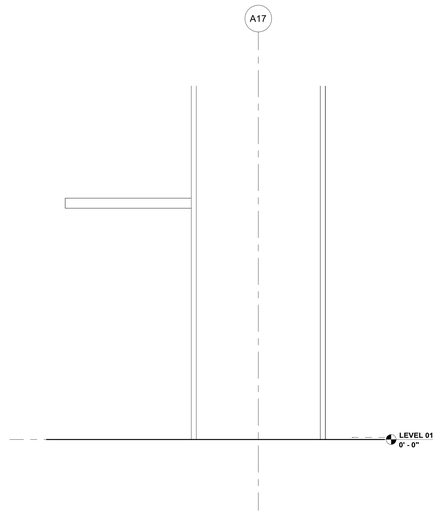

CHECK-IN DESK CMU DETAIL 5
1 1/2" = 1'-0"




OFFICE COUNTERTOP DETAIL 2
1 1/2" = 1'-0"




CHECK-IN DESK 2-DRAWER DETAIL 4
1 1/2" = 1'-0"




GYMNASIUM COUNTERTOP DETAIL 1
1 1/2" = 1'-0"

FILE PATH: ...\united Docs\City of West Memphis Recreation Center\WMR_BLDG X_INC_ARCH.rvt
DATE PRINTED: 4/27/2021 9:11:14 AM

SEAL

CLIENT

**City of West Memphis**
205 Redding St. West
Memphis, AR 72301

DRAWING ISSUE

| NO. | DATE | DESCRIPTION |
|---|---|---|
| | 2020-01-17 | ISSUE FOR DESIGN DEVELOPMENT |
| | 2020-03-16 | PLN SUBMITTED FOR COUNTY PROGRESS |

ARCHITECT


PROJECT LUONG
HOUSTON
SAN ANTONIO
SANTA MONICA
TBAE REG. No. BR 4215
820 Gessner Rd., Suite 775, Houston, TX 77024
700 N. St. Mary's St., Suite 1400, San Antonio, TX 78205
730 Arizona Ave., Santa Monica, CA 90401
+1.346.708.8241
+1.726.245.1378
+1.213.394.7230
Projectluong.com


CONSULTANT

JOB INFO

CITY OF WEST MEMPHIS
RECREATION CENTER
ST HWY 191/I-40 SERV
West Memphis, AR 72301

JOB No.: WESCIT00561

SHEET TITLE
MILLWORK DETAILS

SHEET NUMBER
A-750