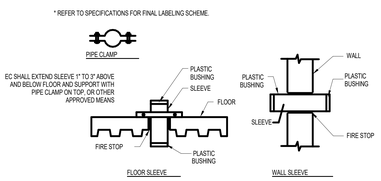

NOTES:
1. EC SHALL CLEAN CORE DRILL, ONE SIZE LARGE THAN SLEEVE
2. EC SHALL PACK VOID BETWEEN SLEEVE AND FLOOR WITH NON-SHRINK, WATER TIGHT, APPROVED FIRE RATED MATERIAL
3. EC SHALL INSTALL PLASTIC BUSHINGS AT BOTH ENDS OF SLEEVE

1 TYPICAL NON-SECURE BOUNDARY FLOOR AND WALL SLEEVE PENETRATION DETAIL
SCALE : NONE

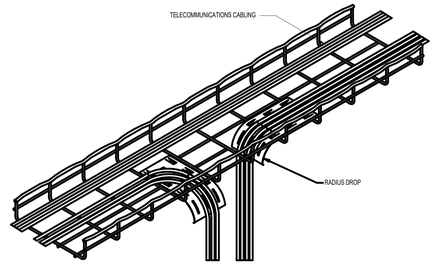

2 CABLE TRAY RADIUS DROP DETAIL
SCALE : NONE

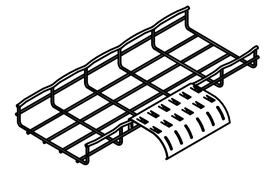

3 CABLE DROP OUT KIT DETAIL
SCALE : NONE

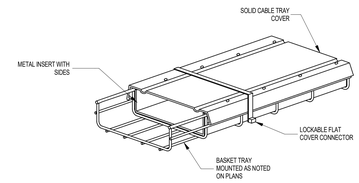

NOTES:
1. SOLID METAL INSERT POSITIONED INSIDE BASKET TRAY AND SECURED IN POSITION WITH FASTENERS.
2. SOLID METAL LID POSITIONED IN ALIGNMENT WITH TRAY INSERT.
3. TRAY LOCKING STRAPS SHALL BE PLACED AT A MINIMUM 2 PER SECTION OR EVERY 5 FEET.
4. OBSERVE ALL PRODUCT INSTALLATION PROCEDURES AS PROVIDED BY THE MANUFACTURER.

4 SECURED LOCKABLE TRAY DETAIL
SCALE : NONE

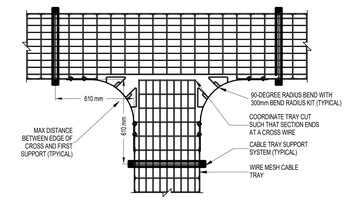

NOTES:
1. APPLIES TO CABLE TRAY SUPPORTED FROM THE PLINTH FLOOR.
2. REFER TO PLANS FOR CABLE TRAY SIZE AND ROUTE(S)
3. REFER TO MANUFACTURER INSTALLATION PROCEDURES FOR FIELD ASSEMBLY INSTRUCTIONS.
4. BEND RADIUS KIT AND RADIUS SIZE MAY DIFFER BY MANUFACTURER. KIT SHOWN AS EXAMPLE.

5 CABLE TRAY HORIZONTAL TEE DETAIL
SCALE : NONE

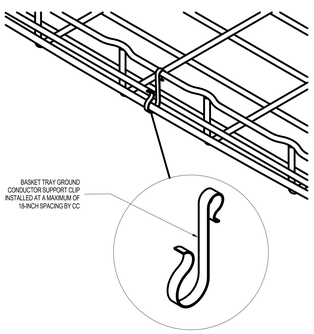

6 CABLE TRAY GROUNDING WIRE SUPPORT CLIP
SCALE : NONE

NOTES:
1. ALL CABLE INSTALLED UNDER FLOOR SHALL BE CONSIDERED TO BE INSTALLED IN WET CONDITIONS.
2. ALL CABLES MUST BE INDOOR/OUTDOOR RATED.

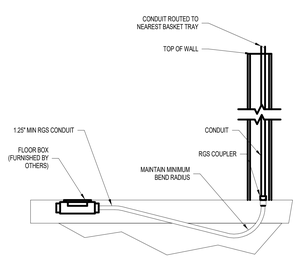

7 CONDUIT TO FLOOR BOX DETAIL
SCALE : NONE

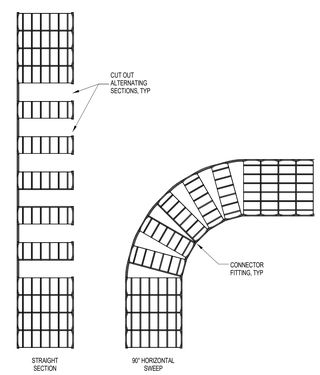

8 BASKET TRAY CONDUIT ELBOW
SCALE : NONE

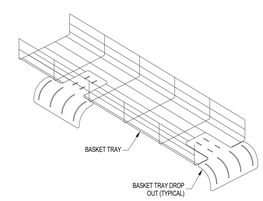

9 DROP OUT FITTING DETAIL
SCALE : NONE

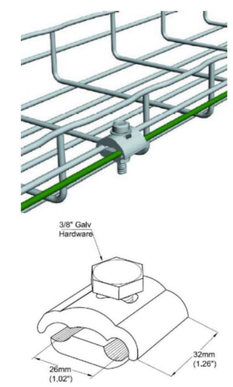

10 GROUND SPLIT BOLT DETAIL
SCALE : NONE

11 SITE TELECOM OSP FIBER LABELING DETAIL
SCALE : NONE

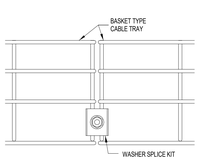

12 BASKET TRAY SPLICING
SCALE : NONE

TRAY WIDTH	APPROX. INSIDE RADIUS	APPROX. OUTSIDE RADIUS
2"	5.5"	7.5"
4"	8.7"	12.7"
6"	11.8"	17.8"
8"	9.8"	17.8"
12"	15.7"	27.6"
18"	24.8"	42.5"
20"	28"	47.6"
24"	34.1	57.7"

13 CABLE TRAY RADIUS DETAIL
SCALE : NONE

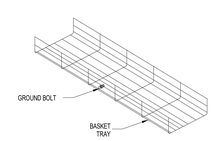

14 BASKET TRAY GROUND BOLT CONNECTION
SCALE : NONE

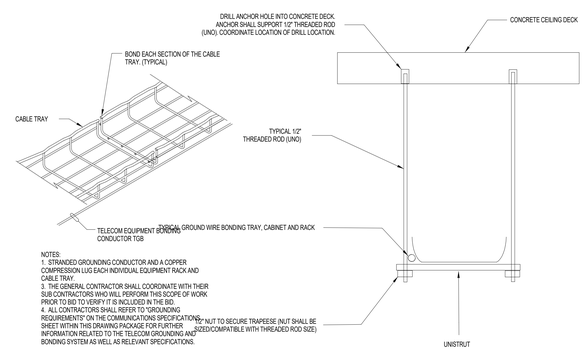

NOTES:
1. STRANDED GROUNDING CONDUCTOR AND A COPPER COMPRESSION LUG EACH INDIVIDUAL EQUIPMENT RACK AND CABLE TRAY.
3. THE GENERAL CONTRACTOR SHALL COORDINATE WITH THEIR SUB CONTRACTORS WHO WILL PERFORM THIS SCOPE OF WORK PRIOR TO BID TO VERIFY IT IS INCLUDED IN THE BID.
4. ALL CONTRACTORS SHALL REFER TO "GROUNDING REQUIREMENTS" ON THE COMMUNICATIONS SPECIFICATIONS SHEET WITHIN THIS DRAWING PACKAGE FOR FURTHER INFORMATION RELATED TO THE TELECOM GROUNDING AND BONDING SYSTEM AS WELL AS RELEVANT SPECIFICATIONS.

15 CABLE TRAY MOUNTING DETAIL
SCALE : NONE

16 CABLE TRAY UNISTRUT DETAILS
SCALE : NONE

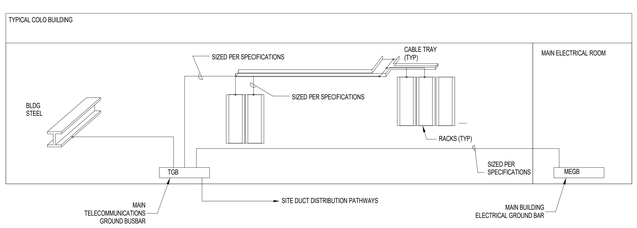

NOTE:
1. TELECOMMUNICATIONS BONDING AND GROUNDING PLANNING AND INSTALLATION SHALL BE INSTALLED IN ACCORDANCE WITH NECA/BICSI 607, STANDARD FOR BONDING AND GROUNDING PLANNING AND INSTALLATION METHODS FOR COMMERCIAL BUILDINGS. TIA/EIA-607 GROUNDING AND BONDING STANDARD, NEC, AND SPECIFICATIONS. IT IS THE INTENT THAT THE CONTRACTOR TO PROVIDE ONE COMPLETE GROUNDING AND BONDING SYSTEM FOR THE TELECOM SCOPE OF WORK MEETING THE ABOVE REFERENCED STANDARDS AND CODES.

17 TELECOM GROUNDING AND BONDING DETAIL
SCALE : NONE

serverfarm
CORGAN
TGRWA STRUCTURAL ENGINEERS
kW Mission Critical Engineering Member of WSP
EP ENGINEERING PLUS
Kimley»Horn

ISSUES		
1	12/12/2025	SCHEMATIC DESIGN
2	01/23/2026	DESIGN DEVELOPMENT
3		
4		
5		
6		
7		
8		
9		
10		
11		
12		
13		

REVISIONS		
1	01/23/26	ISSUE FOR DD

CORGAN
#1300, 20 N. Orange Ave., Orlando, 32801
214.244.8263
www.corgan.com

Serverfarm - ARK1 - Technology
ISSUE FOR DD
CLARKSVILLE, AR

TECHNOLOGY DETAIL SHEET

JOB 27583
SHEET
T07-11

1/23/2026 8:25:24 PM T07-11 TECHNOLOGY DETAIL SHEET

©2025, Engineering Plus L.L.C. These documents, whether printed or in digital or electronic format, are instruments of service for use solely with respect to this project. Engineering Plus retains all rights including copyrights. To the extent that the documents contain trade secrets and proprietary information, they are confidential and cannot be copied or disseminated to third parties without prior written permission. No license, right to reproduce or use of these documents is granted or implied unless incorporated in a prior written agreement with Engineering Plus L.L.C.