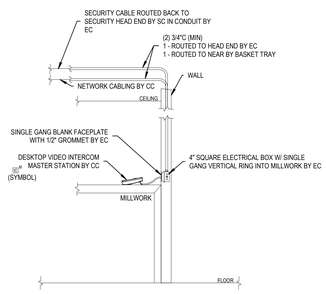

1 **MASTER INTERCOM MASTER STATION DETAIL**
SCALE : NONE

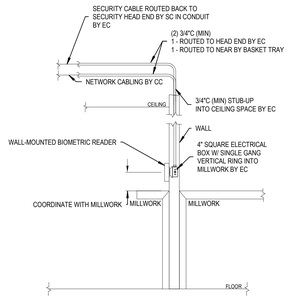

2 **FRONT DESK BIOMETRIC READER**
SCALE : NONE

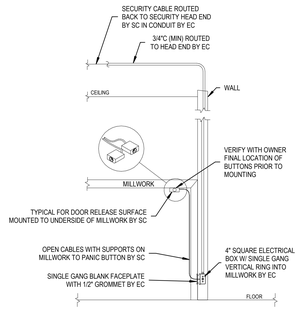

3 **DOOR RELEASE DETAIL**
SCALE : NONE

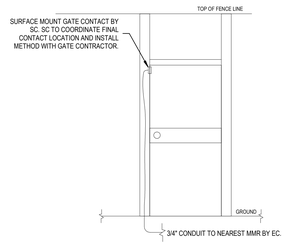

4 **MAN GATE WITH MONITORING (SECURE SIDE) ELEVATION**
SCALE : NONE

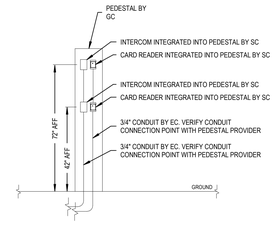

5 **DUAL HEIGHT PEDESTAL MOUNTED SECURITY DEVICES**
SCALE : NONE

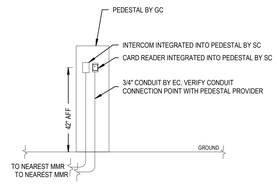

6 **SINGLE HEIGHT PEDESTAL MOUNTED SECURITY DEVICES**
SCALE : NONE

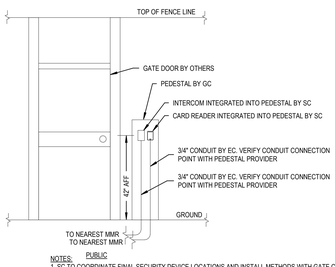

NOTES:
1. SC TO COORDINATE FINAL SECURITY DEVICE LOCATIONS AND INSTALL METHODS WITH GATE CONTRACTOR.
2. GC TO INSTALL SECURITY SCREEN ON GATE/FENCE WHERE NECESSARY TO PREVENT TAMPERING OF ACCESS CONTROL FROM PUBLIC SIDE

7 **MAN GATE WITH PEDESTAL ELEVATION**
SCALE : NONE

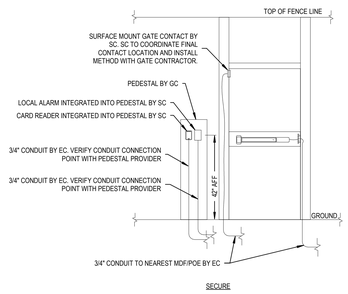

8 **MAN GATE WITH PEDESTAL (SECURE SIDE) ELEVATION**
SCALE : NONE

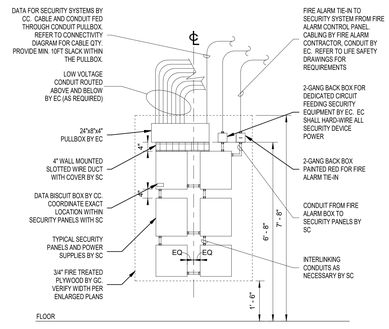

NOTES:
1. PANELS SHOWN ABOVE DO NOT DEPICT THE ACUTAL REQUIRED QUANTITY OF PANELS. SC SHALL SUBMIT A FULL WALL FIELD SHOP DRAWING DEPICTING FINAL QUANTITIES AND LOCATIONS THAT CONFORM WITH THE GUIDELINES SHOWN ABOVE.
2. SC TO PROVIDE A COMMON KEYWAY FOR ALL SECURITY PANELS.

ACR / RAP
(SYMBOLS)

9 **TYPICAL SECURITY WALL FIELD GUIDELINES**
SCALE : AS NOTED

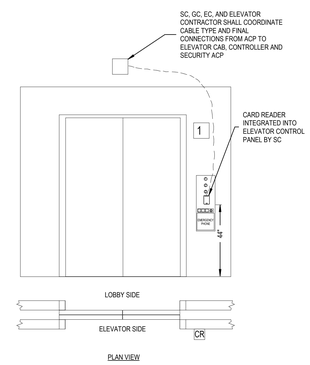

10 **ELEVATOR CARD READER DETAIL**
SCALE : NONE

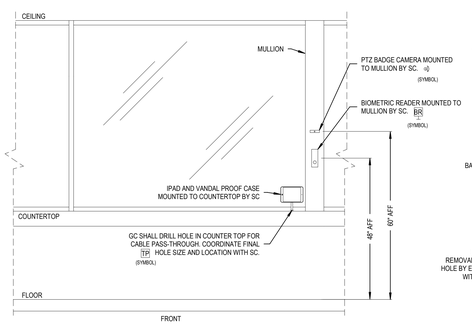

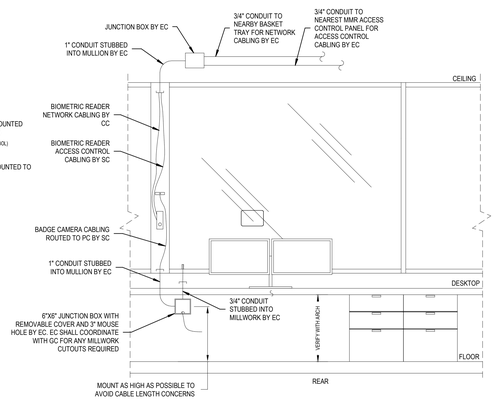

NOTES:
1. DRILLED HOLES ARE REQUIRED IN THE MULLION AT EACH DEVICE LOCATION FOR CABLE PASS-THROUGH. SC IS REQUIRED TO COORDINATE WITH THE GC FOR EXACT HOLE SIZE AND LOCATIONS BASED ON CABLING REQUIREMENTS AND DEVICE MOUNT.
2. ANY CUTOUTS REQUIRED WITHIN THE MILLWORK SHALL BE BY THE GC.
3. ACCESS CONTROL CABLING (ROUTED THROUGH MULLION) BY SC.
4. USB-C TO RJ45 CONVERTER (MOUNTED IN 6X6 JUNCTION BOX) BY SC. CABLING ROUTED THROUGH THE MILLWORK BY SC. THE USB-C CABLE ON THE CONVERTER IS 3FT LONG, REQUIRING THE JUNCTION BOX TO BE MOUNTED HIGHER THAN STANDARD RECEPTACLE HEIGHT. SC IS REQUIRED TO VERIFY CABLE DISTANCE IN FIELD PRIOR TO INSTALLATION. IF CABLE DISTANCES CANNOT BE MET IT IS THE SC'S RESPONSIBILITY TO PROVIDE AN ALTERNATIVE SOLUTION.
5. CAMERA USB CABLING (ROUTED THROUGH MULLION TO JUNCTION BOX MOUSE HOLE) BY SC.
6. DATA CABLING (ROUTED THROUGH MULLION OR MILLWORK) AND BISCUIT BOXES (MOUNTED CEILING JUNCTION BOX OR 6"X6" JUNCTION BOX AS REQUIRED PER DEVICE) BY CC.
7. DATA PATCH CORDS BY CC.
8. ALL TRADES (EC,GC,SC,AND CC) ARE REQUIRED TO COORDINATE WITH EACH OTHER AND THE MILLWORK FOR A CLEAN AND NEAT INSTALLATION.

11 **RECEPTION DESK FRONT AND REAR ELEVATION**
SCALE : NONE

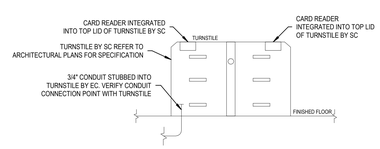

12 **TURNSTILE DETAIL**
SCALE : NONE

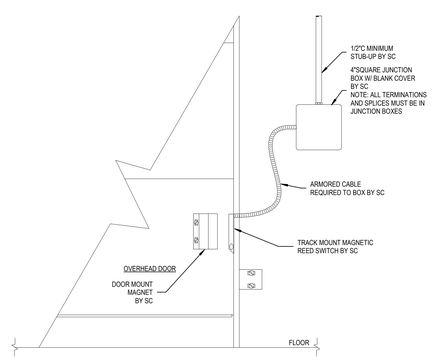

13 **OVERHEAD DOOR CONTACT DETAIL**
SCALE : NONE

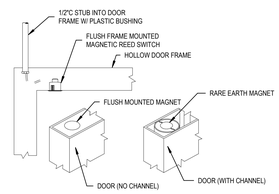

14 **FLUSH MOUNTED DOOR CONTACT DETAIL**
SCALE : NONE

serverfarm
CORGAN
TGRWA STRUCTURAL ENGINEERS
kW Mission Critical Engineering Member of WSP
EP ENGINEERING PLUS
Kimley»Horn

ISSUES		
1	12/12/2025	SCHEMATIC DESIGN
2	01/23/2026	DESIGN DEVELOPMENT
3		
4		
5		
6		
7		
8		
9		
10		
11		
12		
13		

REVISIONS		
1	01/23/26	ISSUE FOR DD

CORGAN
#1300, 20 N. Orange Ave., Orlando, 32801
214.244.8263
www.corgan.com

Serverfarm - ARK1 - Technology ISSUE FOR DD
CLARKSVILLE, AR

TECHNOLOGY DETAIL SHEET

JOB 27583
SHEET
T07-08

1/23/2026 8:25:22 PM T07-08 TECHNOLOGY DETAIL SHEET

©2025, Engineering Plus L.L.C. These documents, whether printed or in digital or electronic format, are instruments of service for use solely with respect to this project. Engineering Plus retains all rights including copyrights. To the extent that the documents contain trade secrets and proprietary information, they are confidential and cannot be copied or disseminated to third parties without prior written permission. No license, right to reproduce or use of these documents is granted or implied unless incorporated in a prior written agreement with Engineering Plus L.L.C.