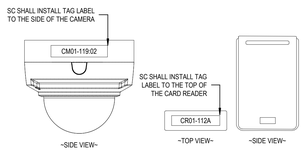

1 SECURITY DEVICE TAG LABEL INSTALLATION
SCALE : NONE

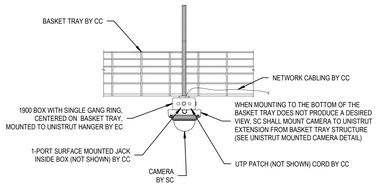

2 INTERIOR CABLE TRAY MOUNTED CAMERA DETAIL
SCALE : NONE

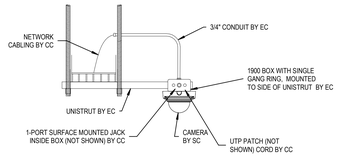

3 INTERIOR UNISTRUT MOUNTED CAMERA DETAIL
SCALE : NONE

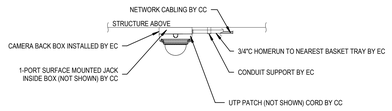

NOTE:
1) CONFIRM MOUNTING LOCATION WITH ARCHITECT / BUILDING OWNER
2) CAMERA SHALL BE INDEPENDENTLY SUPPORTED AND SHALL NOT RELY ON CEILING SYSTEM CABLE SUPPORTS, FRAME OR TILES.
3) CAMERA IS TO BE CENTERED ON TILES IN BOTH DIRECTIONS

4 INTERIOR/EXTERIOR CEILING SURFACE MOUNT CAMERA DETAIL
SCALE : NONE

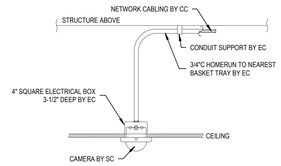

NOTE:
1. CONFIRM MOUNTING LOCATION WITH ARCHITECT / BUILDING OWNER
2. CAMERA SHALL BE INDEPENDENTLY SUPPORTED AND SHALL NOT RELY ON CEILING SYSTEM CABLE SUPPORTS, FRAME OR TILES.
3. CAMERA IS TO BE CENTERED ON TILES IN BOTH DIRECTIONS

5 INTERIOR CEILING FLUSH MOUNT CAMERA DETAIL
SCALE : NONE

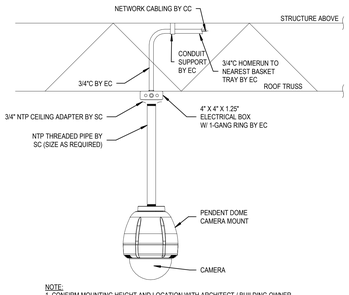

NOTE:
1. CONFIRM MOUNTING HEIGHT AND LOCATION WITH ARCHITECT / BUILDING OWNER.
2. REFER TO FLOOR PLANS FOR LOCATIONS THAT REQUIRE A SWIVEL ADAPTER.

6 INTERIOR PENDANT MOUNT CAMERA DETAIL
SCALE : NONE

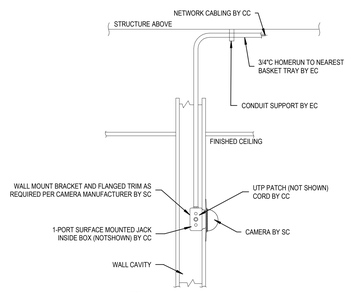

NOTE:
1. CONFIRM MOUNTING HEIGHT AND LOCATION WITH ARCHITECT / BUILDING OWNER.
2. CAMERA SHALL BE INDECENTLY FASTENED TO THE WALL USING MANUFACTURER RECOMMENDED HARDWARE

7 INTERIOR FLUSH WALL MOUNTED CAMERA DETAIL
SCALE : NONE

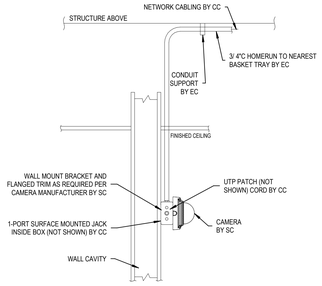

NOTE:
1. CONFIRM MOUNTING HEIGHT AND LOCATION WITH ARCHITECT / BUILDING OWNER.
2. CAMERA SHALL BE INDEPENDENTLY FASTENED TO THE WALL USING MANUFACTURER RECOMMENDED HARDWARE

8 INTERIOR SURFACE WALL MOUNT CAMERA DETAIL
SCALE : NONE

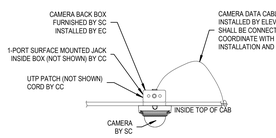

NOTE:
1. CONFIRM MOUNTING LOCATION WITH ARCHITECT / BUILDING OWNER.
2. CAMERA SHALL BE INDEPENDENTLY SUPPORTED AND SHALL NOT RELY ON CEILING SYSTEM CABLE SUPPORTS, FRAME OR TILES.
3. CAMERA IS TO BE CENTERED ON TILES IN BOTH DIRECTIONS

9 INTERIOR ELEVATOR CEILING MOUNT CAMERA DETAIL
SCALE : NONE

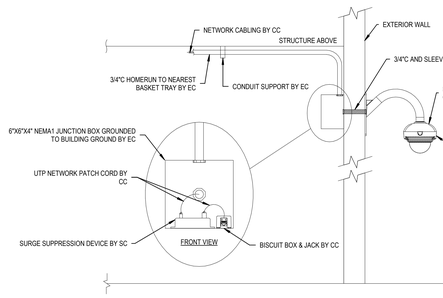

NOTE:
1. CAMERA SHALL BE MOUNTED MINIMUM OF 3' FROM EXTERIOR LIGHTING. EC SHALL COORDINATE WITH SC AND ARCHITECT FOR FINAL LOCATION OF ALL EXTERIOR CAMERAS.
2. ALL FIRESTOPPING AND WEATHERPROOFING SHALL BE FURNISHED AND INSTALLED BY SC.
3. SC IS REQUIRED TO PROVIDE APPROPRIATELY SIZED GOOSENECK MOUNT WHEN EXTERIOR FACADE EXTRUSIONS ARE PRESENT. CAMERA SHALL HAVE UNOBSTRUCTED 360 DEGREE VIEW.

10 EXTERIOR GOOSE NECK WALL MOUNT CAMERA DETAIL
SCALE : NONE

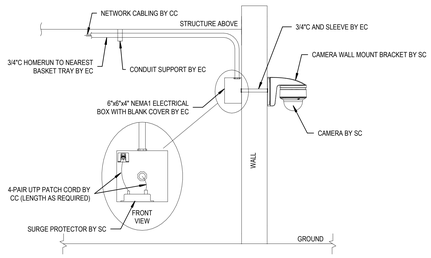

NOTE:
1. CAMERA SHALL BE MOUNTED MINIMUM OF 3' FROM EXTERIOR LIGHTING. EC SHALL COORDINATE WITH SC AND ARCHITECT FOR FINAL LOCATION OF ALL EXTERIOR CAMERAS.
2. ALL FIRESTOPPING AND WEATHERPROOFING SHALL BE FURNISHED AND INSTALLED BY SC.

11 EXTERIOR SURFACE WALL MOUNT CAMERA DETAIL
SCALE : NONE

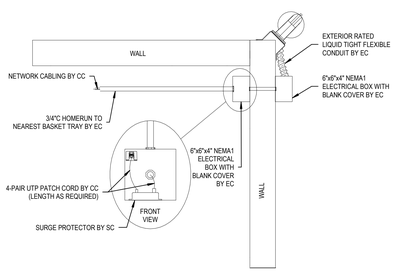

NOTE:
1. CAMERA SHALL BE MOUNTED MINIMUM OF 3' FROM EXTERIOR LIGHTING. EC SHALL COORDINATE WITH SC AND ARCHITECT FOR FINAL LOCATION OF ALL EXTERIOR CAMERAS.
2. ALL FIRESTOPPING AND WEATHERPROOFING SHALL BE FURNISHED AND INSTALLED BY SC.

12 EXTERIOR CORNER MOUNT CAMERA DETAIL - TOP VIEW
SCALE : NONE

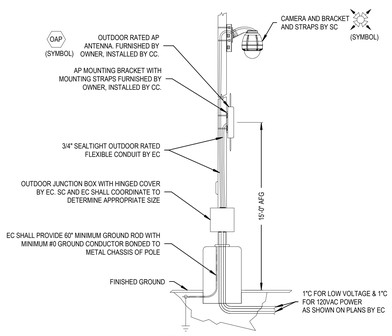

NOTE:
1. CC SHALL INCLUDE A 1-PORT BISCUIT BOX AND PATCH CABLES FOR THE OUTDOOR ACCESS POINT AND CAMERA.
2. CC SHALL INCLUDE A SURGE PROTECTOR FOR THE ACCESS POINT.
3. SC SHALL INCLUDE A SURGE PROTECTOR FOR THE CAMERA.

13 EXTERIOR POLE MOUNT CAMERA DETAIL/OUTDOOR AP POLE MOUNT DETAIL
SCALE : NONE

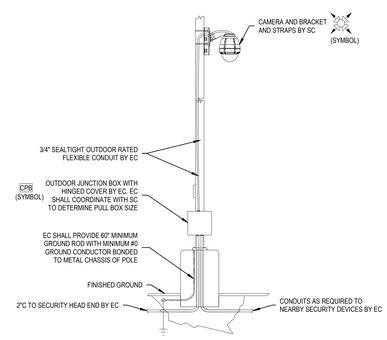

NOTE:
1. CC SHALL INCLUDE A 1-PORT BISCUIT BOX AND PATCH CABLES FOR THE OUTDOOR ACCESS POINT AND CAMERA.
2. SC SHALL INCLUED A SURGE PROTECTOR FOR THE CAMERA.

14 EXTERIOR SECURITY PULL POINT DETAIL
SCALE : NONE

serverfarm
CORGAN
TGRWA STRUCTURAL ENGINEERS
kW Mission Critical Engineering Member of WSP
EP ENGINEERING PLUS
Kimley»Horn

ISSUES		
1	12/12/2025	SCHEMATIC DESIGN
2	01/23/2026	DESIGN DEVELOPMENT
3		
4		
5		
6		
7		
8		
9		
10		
11		
12		
13		

REVISIONS		
1	01/23/26	ISSUE FOR DD

CORGAN
#1300, 20 N. Orange Ave., Orlando, 32801
214.244.8263
www.corgan.com

Serverfarm - ARK1 - Technology
ISSUE FOR DD
CLARKSVILLE, AR

TECHNOLOGY DETAIL SHEET

JOB 27583
SHEET

T07-06

1/23/2026 8:25:21 PM T07-06 TECHNOLOGY DETAIL SHEET

©2025. Engineering Plus L.L.C. These documents, whether printed or in digital or electronic format, are instruments of service for use solely with respect to this project. Engineering Plus retains all rights including copyrights. To the extent that the documents contain trade secrets and proprietary information, they are confidential and cannot be copied or disseminated to third parties without prior written permission. No license, right to reproduce or use of these documents is granted or implied unless incorporated in a prior written agreement with Engineering Plus L.L.C.