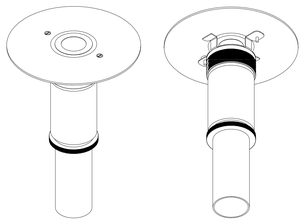

1 **POKE-THROUGH DEVICE DETAIL**
SCALE : NONE

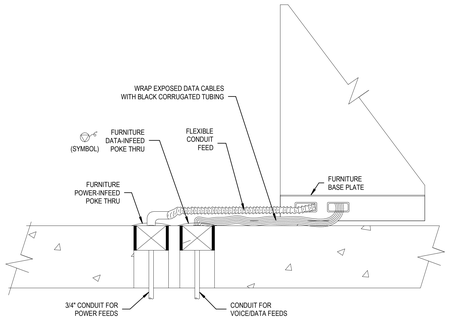

2 **FLOOR DUCT FURNITURE IN-FEED DETAIL**
SCALE :NONE

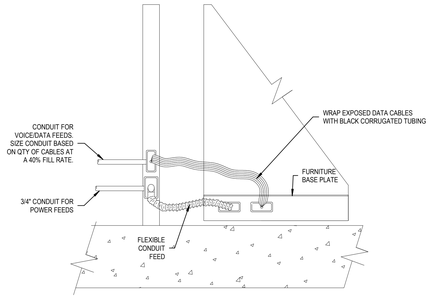

3 **WALL DUCT FURNITURE IN-FEED DETAIL**
SCALE :NONE

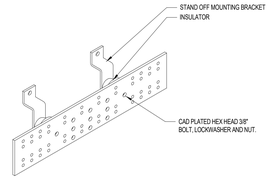

1. GROUND BARS ARE AVAILABLE COMPLETE WITH APPROPRIATE MOUNTING HARDWARE (BOLTS, NUTS, LOCKWASHERS, STAND OFF BRACKETS AND INSULATORS). MOUNTING HOLES, SLOTS AND LUGS PER 03A-318
2. ALL SPLICE SHALL BE EXOTHERMIC WELD IRREVERSABLE COMPRESSION TYPE OR APPROVED EQUIPMENT.
3. ASSEMBLED GROUND BARS SHALL BE FABRICATED FROM STOCKLIST AND DETAIL DRAWINGS CONTAINED WITHIN THIS EXHIBIT.
4. BUSBAR CONNECTORS SHALL UTILIZE 2 HOLE COMPRESSION CONNECTORS.

4 **TYPICAL GROUND BUS DETAIL**
SCALE :NONE

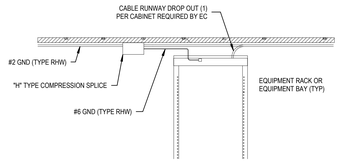

5 **TYPICAL EQUIPMENT RACK GROUND DETAIL**
SCALE :NONE

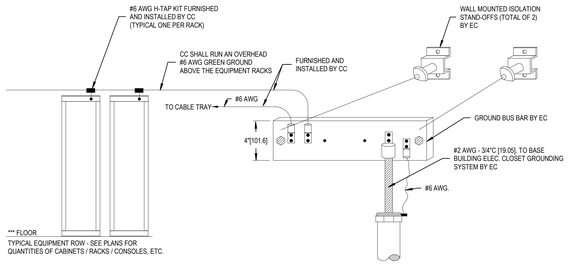

6 **MDF/POE ROOM GROUNDING DETAIL**
SCALE : NONE

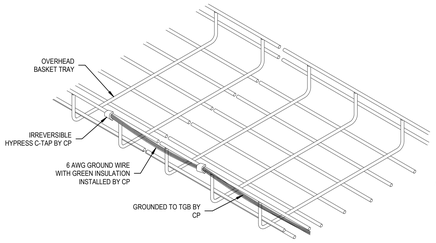

7 **TYPICAL BASKET TRAY STRAIGHT GROUNDING JUMPER**
SCALE : NONE

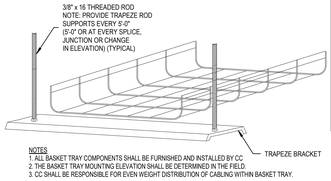

NOTES
1. ALL BASKET TRAY COMPONENTS SHALL BE FURNISHED AND INSTALLED BY CC.
2. THE BASKET TRAY MOUNTING ELEVATION SHALL BE DETERMINED IN THE FIELD.
3. CC SHALL BE RESPONSIBLE FOR EVEN WEIGHT DISTRIBUTION OF CABLING WITHIN BASKET TRAY.

8 **BASKET CABLE TRAY SUPPORT DETAIL**
SCALE : NONE

BASKET TRAY NOTES

1. THE COMMUNICATION CONTRACTOR SHALL FURNISH AND INSTALL A COMPLETE BASKET-TRAY CABLE MANAGEMENT SYSTEM AS SHOWN THROUGHOUT THE BUILDING.
2. THE MOUNTING ELEVATION SHALL BE COORDINATED IN THE FIELD, AND EXPECT TO PROVIDE SADDLE "OFFSET" ELEVATION TRANSITIONS AS NEEDED TO COORDINATE WITH OTHER TRADES. ASSUME A MINIMUM OF ONE SADDLE OFFSET EVERY 50 LINEAR FEET.
3. TRAY SUPPORT SHALL NOT BE FURTHER APART THAN 60 INCHES ON CENTER.
4. THE BASKET TRAY SYSTEM SHALL BE FABRICATED IN THE FIELD BY EC. THE USE OF BOLT CUTTERS WITH AN OFFSET CUTTING BLADE JAW IS REQUIRED TO ENSURE ENTRAINING OF A PROTECTIVE COAT OVER CUTS AND CREATING OF A GALVANIC COUPLE TO PROTECT THEM.
5. ALL CONNECTING HARDWARE COMPONENTS MUST BE INSTALLED PER THE MANUFACTURES RECOMMENDATION.
6. REMOVE BURRS AND SHARP EDGES FROM CABLE TRAYS.
7. FASTEN CABLE TRAY SUPPORTS SECURELY TO BUILDING STRUCTURE AS REQUIRED.
8. SEAL PENETRATIONS THROUGH FIRE AND SMOKE BARRIERS WITH THE APPROPRIATE FIRE STOPPING MATERIAL.
9. CC SHALL PROVIDE GROUNDING FOR ALL BASKET TRAYS.

GROUNDING CONDUCTOR NOTES

1. EACH TELECOM GROUNDING CONDUCTOR SHALL HAVE DEDICATED IDENTIFICATION. ALL LABELING SHALL BE MADE WITH MECHANICAL LABEL MAKER, UTILIZING SCHEME AND METHODS ILLUSTRATED BELOW, NO HAND-LETTERING PERMISSIBLE, ALL LABELS TO FEATURE BLACK TEXT ON WHITE BACKGROUND
2. GROUNDING CONDUCTOR CABLING SHALL BE COLORED GREEN AND LABELED APPROPRIATELY WITH AN ALPHANUMERIC IDENTIFICATION SCHEME AND WARNING LABEL.
3. THE SIZE, COLOR AND CONTRAST OF EACH LABEL SHALL ENSURE THAT THE IDENTIFIERS ARE EASY READ. LABELS SHALL BE INSTALLED SO THAT THEY ARE CLEARLY VISIBLE WITHOUT MANIPULATION OF OTHER COMPONENTS. LABEL MATERIAL SHALL BE SUITABLE FOR THE INSTALLATION ENVIRONMENT (MOISTURE, HEAT OR ULTRAVIOLET LIGHT).

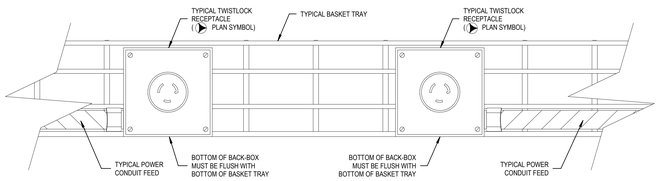

9 **MDF/POE BASKET TRAY MOUNTED RECEPTACLES**
SCALE : NONE

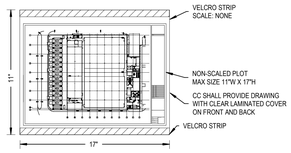

NOTES:
1. ALL WORK ASSOCIATED WITH THE WALL MOUNTED TAG PLAN INCLUDING VELCRO AND LAMINATE SHALL BE PROVIDED BY THE CC.
2. PROVIDE ONE TAG PLAN IN MDF/POE ROOMS AND EACH IDF CABINET IDENTIFYING DEVICES FED FROM THAT CABINET WITH CORRECT CABLE & TAG LABELS.
3. PROVIDE ONE TAG PLAN IN MDF/POE ROOMS AND EACH IDF CABINET IDENTIFYING STRUCTURED FIBER CABLING.
4. TAG PLANS MUST BE INSTALLED ON THE INSIDE OF THE FRONT DOOR OF THE IDF CABINET.
5. TAG PLANS FOR THE MDF/POE MUST BE INSTALLED ON THE WALL IN A CLEAR AND VISIBLE PLACE.

10 **MDF/POE/IDF TAG PLAN COVER DETAIL**
SCALE : NONE

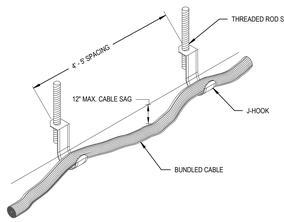

11 **J-HOOK SUPPORT**
SCALE : NONE

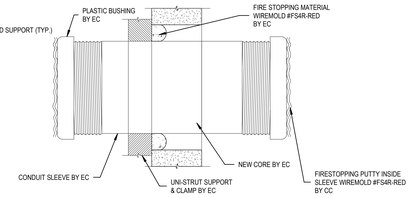

SECTION A-A
SCALE: NONE

12 **CONDUIT THRU WALL FIRE RATED ASSEMBLY DETAIL**
SCALE : NONE

GROUNDING CONDUCTOR LABEL SCHEME

3-LETTER CODE INDICATING CONDUCTOR TYPE: "TBB" (TELECOM BONDING BACKBONE) "TBC" (TELECOM BONDING CONDUCTOR)

TXX B-XXX / B-XXX - B-XXX

WHERE APPLICABLE ON "TBB" ROUTES ONLY, LIST BUILDING ROOM NUMBER FOR EACH INTERMEDIATE TGB(S) SERVED BY "TBB"

INDICATES "ORIGIN" BUILDING AND ROOM NUMBER

INDICATES "DESTINATION" BUILDING AND ROOM NUMBER

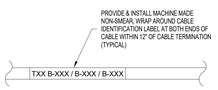

TYPICAL GROUNDING CABLE

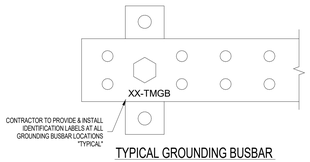

TYPICAL GROUNDING BUSBAR

WARNING
IF THIS CONNECTOR OR CABLE IS LOOSE OR MUST BE REMOVED PLEASE CALL THE BUILDING TELECOMMUNICATIONS MANAGER

CONTRACTOR SHALL PROVIDE AND INSTALL BONDING CONDUCTOR LABEL AT EACH TELECOMMUNICATIONS BONDING CONDUCTOR AT BOTH ENDS

TYPICAL BONDING CONDUCTOR LABEL

13 **TELECOM GROUNDING AND BONDING LABELING DETAIL**
SCALE : NONE

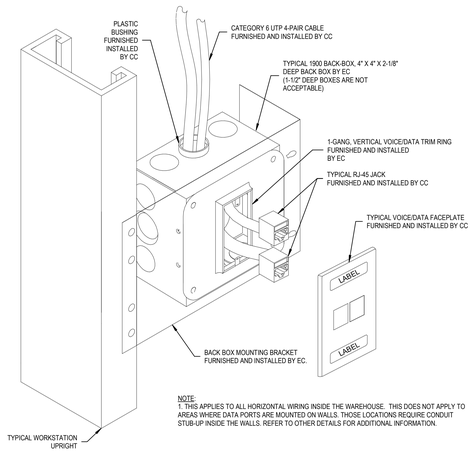

NOTE
1. THIS APPLIES TO ALL HORIZONTAL WIRING INSIDE THE WAREHOUSE. THIS DOES NOT APPLY TO AREAS WHERE DATA PORTS ARE MOUNTED ON WALLS. THOSE LOCATIONS REQUIRE CONDUIT STUB-UP INSIDE THE WALLS. REFER TO OTHER DETAILS FOR ADDITIONAL INFORMATION.

14 **TYPICAL WALL MOUNTED VOICE/DATA DEVICE TRIM RING DETAIL**
SCALE : NONE

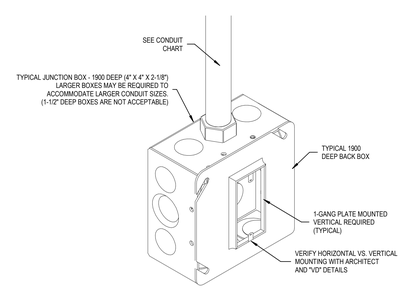

15 **JUNCTION BOX DETAIL**
SCALE : NONE

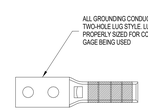

16 **GROUNDING LUG DETAIL**
SCALE : NONE

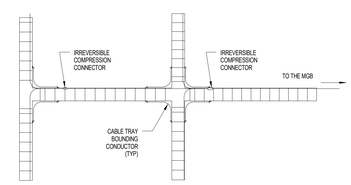

NOTES
1. ALL CONTRACTORS SHALL REFER TO "GROUNDING NOTES" ON THE TENANT COMMUNICATIONS SPECIFICATIONS SHEET WITHIN THIS DRAWING PACKAGE FOR FURTHER INFORMATION RELATED TO THE TELECOM GROUNDING AND BONDING SYSTEM AS WELL AS RELEVANT SPECIFICATIONS.

17 **TYPICAL LADDER RACK/ CABLE TRAY GROUNDING**
SCALE : NONE

serverfarm
CORGAN
TGRWA STRUCTURAL ENGINEERS
kW Mission Critical Engineering Member of WSP
EP ENGINEERING PLUS
Kimley»Horn

ISSUES		
1	12/12/2025	SCHEMATIC DESIGN
2	01/23/2026	DESIGN DEVELOPMENT
3		
4		
5		
6		
7		
8		
9		
10		
11		
12		
13		

REVISIONS		
1	01/23/26	ISSUE FOR DD

CORGAN
#1300, 20 N. Orange Ave., Orlando, 32801
214.244.8263
www.corgan.com

Serverfarm - ARK1 - Technology
ISSUE FOR DD
CLARKSVILLE, AR

TECHNOLOGY DETAIL SHEET

JOB 27583
SHEET

T07-03

1/23/2026 8:25:19 PM T07-03 TECHNOLOGY DETAIL SHEET

©2025, Engineering Plus L.L.C. These documents, whether printed or in digital or electronic format, are instruments of service for use solely with respect to this project. Engineering Plus retains all rights including copyrights. To the extent that the documents contain trade secrets and proprietary information, they are confidential and cannot be copied or disseminated to third parties without prior written permission. No license, right to reproduce or use of these documents is granted or implied unless incorporated in a prior written agreement with Engineering Plus L.L.C.