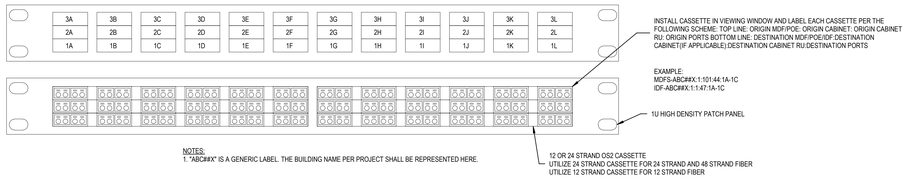

NOTES:
1. "ABC##X" IS A GENERIC LABEL. THE BUILDING NAME PER PROJECT SHALL BE REPRESENTED HERE.

1 TYPICAL 1U FIBER PANEL MODULE AND PORT DEFINITION DETAIL
SCALE : NONE

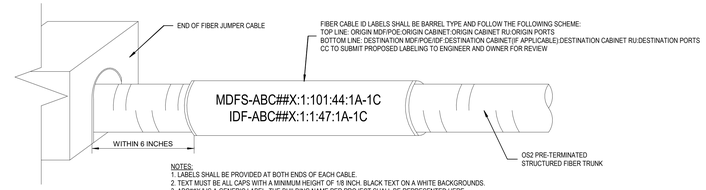

NOTES:
1. LABELS SHALL BE PROVIDED AT BOTH ENDS OF EACH CABLE.
2. TEXT MUST BE ALL CAPS WITH A MINIMUM HEIGHT OF 1/8 INCH. BLACK TEXT ON A WHITE BACKGROUNDS.
3. ABC##X " IS A GENERIC LABEL. THE BUILDING NAME PER PROJECT SHALL BE REPRESENTED HERE.

2 TYPICAL STRUCTURED FIBER TRUNK IDENTIFICATION
SCALE : NONE

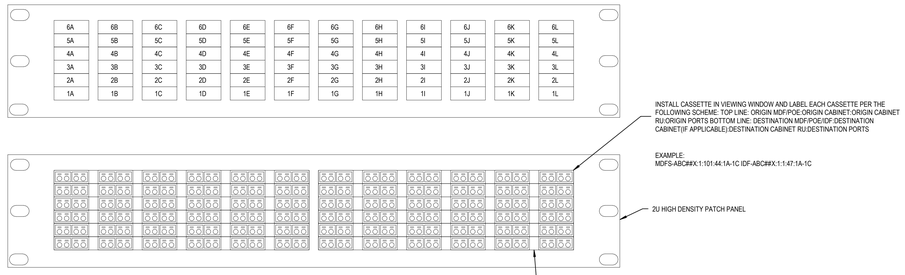

NOTES:
1. ABC##X " IS A GENERIC LABEL. THE BUILDING NAME PER PROJECT SHALL BE REPRESENTED HERE.

3 TYPICAL 2U FIBER PANEL MODULE AND PORT DEFINITION DETAIL
SCALE : NONE

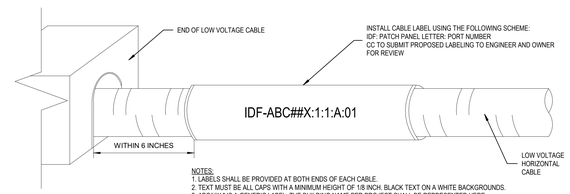

NOTES:
1. LABELS SHALL BE PROVIDED AT BOTH ENDS OF EACH CABLE.
2. TEXT MUST BE ALL CAPS WITH A MINIMUM HEIGHT OF 1/8 INCH. BLACK TEXT ON A WHITE BACKGROUNDS.
3. ABC##X " IS A GENERIC LABEL. THE BUILDING NAME PER PROJECT SHALL BE REPRESENTED HERE.

4 TYPICAL LOW VOLTAGE HORIZONTAL CABLING IDENTIFICATION
SCALE : NONE

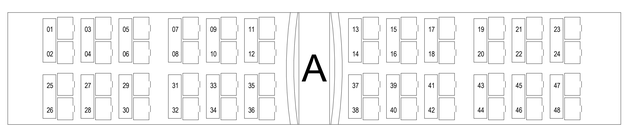

NOTES:
1. "A" IS A PATCH PANEL LABEL. PATCH PANELS TO BE LABELED CONSECUTIVELY FROM TOP TO BOTTOM: A,B,C,D & E
2. PATCH PANEL LABEL SHALL MATCH ASSOCIATED SWITCH LABEL

5 TYPICAL 2U COPPER PATCH PANEL LABELING
SCALE : NONE

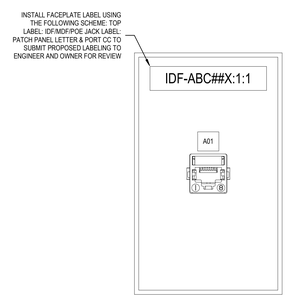

6 ONE PORT DATA FACEPLATE
SCALE : NONE

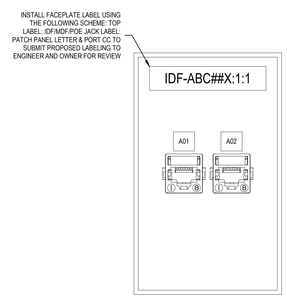

7 TWO PORT DATA FACEPLATE
SCALE : NONE

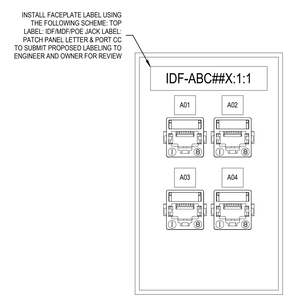

8 FOUR PORT DATA FACEPLATE
SCALE : NONE

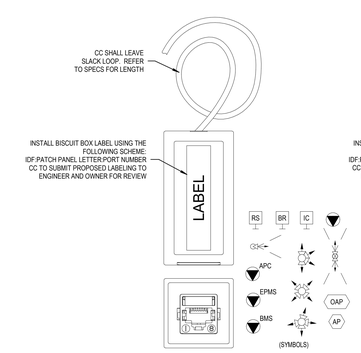

9 ONE PORT BISCUIT BOX
SCALE : NONE

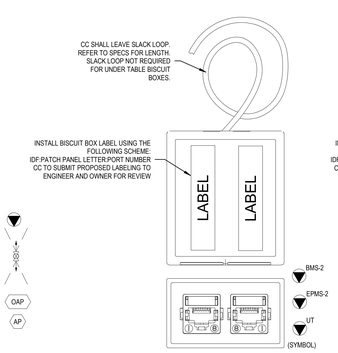

10 TWO PORT BISCUIT BOX
SCALE : NONE

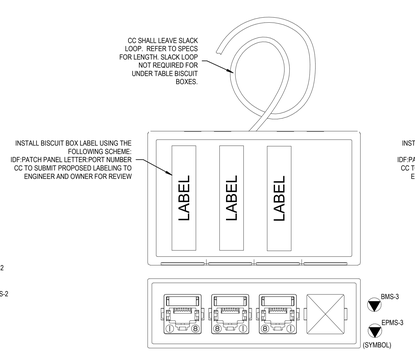

11 THREE PORT BISCUIT BOX
SCALE : NONE

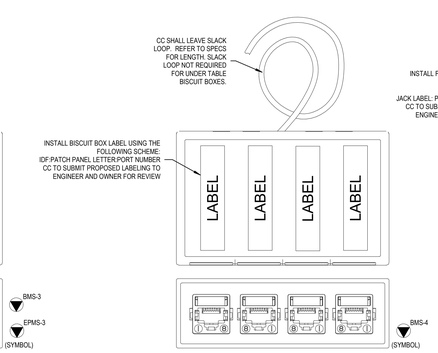

12 FOUR PORT BISCUIT BOX
SCALE : NONE

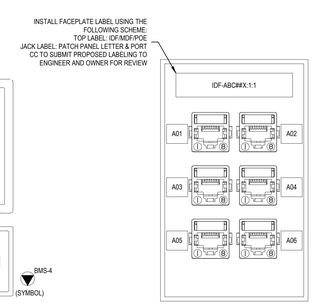

13 SIX PORT DATA FACEPLATE
SCALE :NONE

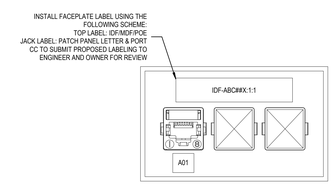

14 ONE PORT DATA FURNITURE FACEPLATE
SCALE : NONE

serverfarm
CORGAN
TGRWA STRUCTURAL ENGINEERS
kW Mission Critical Engineering Member of WSP
EP ENGINEERING PLUS
Kimley»Horn

	ISSUES	
1	12/12/2025	SCHEMATIC DESIGN
2	01/23/2026	DESIGN DEVELOPMENT
3		
4		
5		
6		
7		
8		
9		
10		
11		
12		
13		

	REVISIONS	
1	01/23/26	ISSUE FOR DD

CORGAN
#1300, 20 N. Orange Ave., Orlando, 32801
214.244.8263
www.corgan.com

Serverfarm - ARK1 - Technology
ISSUE FOR DD
CLARKSVILLE, AR

TECHNOLOGY DETAIL SHEET

JOB 27583
SHEET

T07-02

1/23/2026 8:25:18 PM T07-02 TECHNOLOGY DETAIL SHEET

©2025, Engineering Plus L.L.C. These documents, whether printed or in digital or electronic format, are instruments of service for use solely with respect to this project. Engineering Plus retains all rights including copyrights. To the extent that the documents contain trade secrets and proprietary information, they are confidential and cannot be copied or disseminated to third parties without prior written permission. No license, right to reproduce or use of these documents is granted or implied unless incorporated in a prior written agreement with Engineering Plus L.L.C.