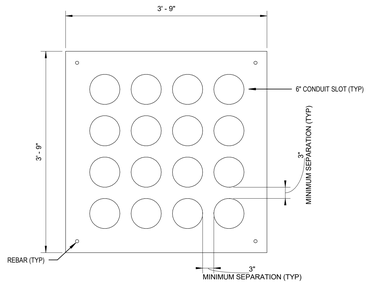

1 **4'x4' TELECOM DUCTBANK WITH 13-16 CONDUITS DETAIL**
SCALE 1" = 1'-0"

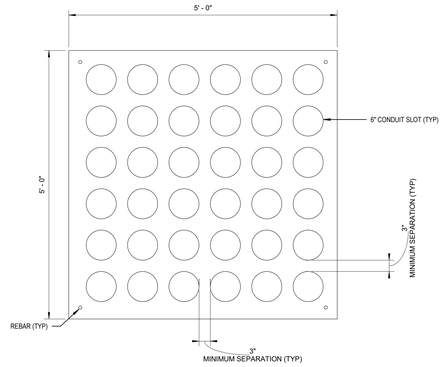

2 **6'x6' TELECOM DUCTBANK WITH 17-36 CONDUITS DETAIL**
SCALE 1" = 1'-0"

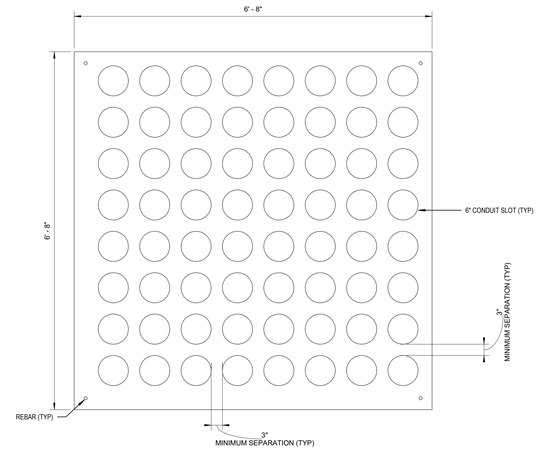

3 **8'x8' TELECOM DUCTBANK WITH 37-64 CONDUITS DETAIL**
SCALE 1" = 1'-0"

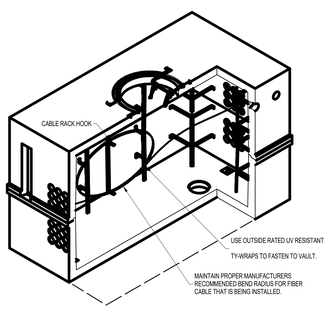

NOTES:
1. PROVIDE 100' OF CABLE SLACK WHERE CABLES ARE COILED FOR FUTURE WORK.
2. WHERE CABLES ARE PULLED THROUGH HDPE CORRUGATED INNERDUCT WEDGE SEALS SHALL BE USED TO SEAL THE CONDUITS AND CONTAIN THE INNERDUCT.

4 **VAULT SLACK LOOP DETAIL**
SCALE : NONE

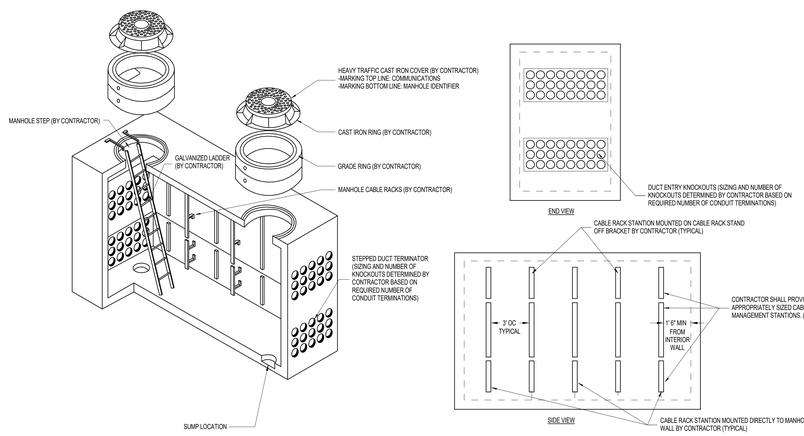

NOTES
1. COMMUNICATIONS MANHOLE INSTALLED BY EC.
2. EC SHALL PROVIDE ALL UTILITY SUPPORT ACCESSORIES AND MANHOLE EQUIPMENT AS SPECIFIED.
3. EC SHALL PROVIDE GROUNDING SYSTEM AS SPECIFIED.
4. MANHOLE SHALL BE SIZED TO ACCOMMODATE NUMBER OF DUCTS AND SPECIFIED SLACK LOOP CABLE MANAGEMENT BY EC.

5 **COMMUNICATION MANHOLE DETAIL**
SCALE : NONE

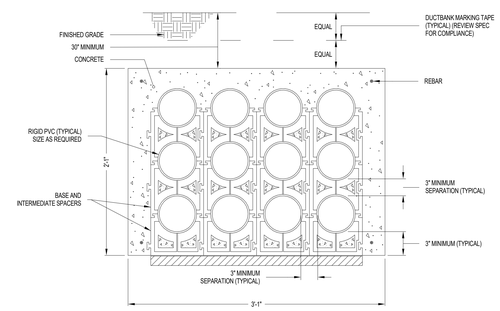

NOTES:
2. CONDUIT PROFILE IDENTIFIED IN THIS DETAIL IS FOR REFERENCE ONLY. PROFILE MAY VARY DEPENDING ON SITE CONDITIONS. FINAL PROFILES SHALL BE SUBMITTED TO OWNER AND ENGINEER PRIOR TO INSTALL.

6 **TELECOM DUCT BANK WITH 7-12 CONDUIT DETAIL**
SCALE : NONE

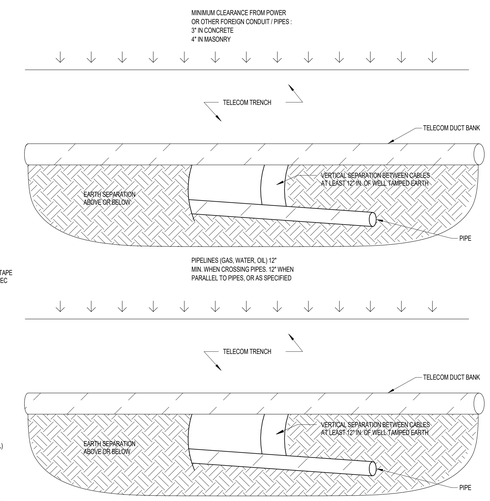

NOTES
1. LOCAL, STATE, OR FEDERAL CODES MAY ALTER SPECIFICATIONS.
2. FOR CROSSING IDENTIFIED AS HAZARDOUS OR WITH EASEMENT REQUIREMENTS, CROSSING SHOULD BE IN ACCORDANCE WITH SAFETY PROCEDURES, CODES AND OWNERS SPECIFICATIONS.
3. ALL PROPOSED FACILITIES SHALL MAINTAIN 12" CLEAR FROM ALL PUBLIC AND PRIVATE UTILITIES, UNLESS SPECIFIED OTHERWISE ON THE CONSTRUCTION DRAWINGS.

7 **TELECOM AND FOREIGN FACILITIES SEPERATION DETAIL**
SCALE : NONE

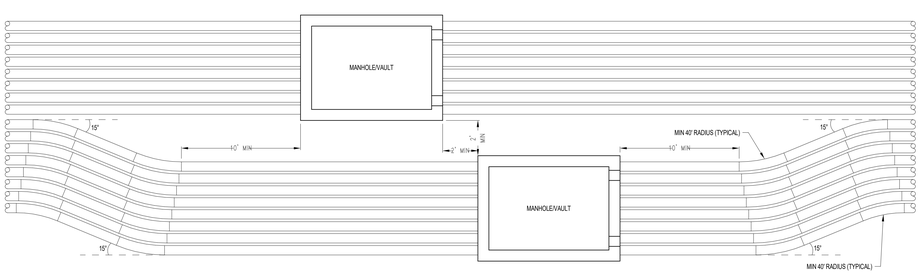

8 VAULT SEPARATION DETAIL
SCALE: NONE

8 **VAULT SEPERATION DETAIL**
SCALE 12" = 1'-0"

serverfarm
CORGAN
TGRWA STRUCTURAL ENGINEERS
kW Mission Critical Engineering Member of WSP
EP ENGINEERING PLUS
Kimley»Horn

ISSUES		
1	12/12/2025	SCHEMATIC DESIGN
2	01/23/2026	DESIGN DEVELOPMENT
3		
4		
5		
6		
7		
8		
9		
10		
11		
12		
13		

REVISIONS		
1	12/12/25	ISSUE FOR SD
2	01/23/26	ISSUE FOR DD

CORGAN
#1300, 20 N. Orange Ave., Orlando, 32801
214.244.8263
www.corgan.com

Serverfarm - ARK1 - Technology
ISSUE FOR DD
CLARKSVILLE, AR

TECHNOLOGY DETAIL SHEET

JOB 27583
SHEET

T07-01

1/23/2026 8:25:17 PM T07-01 TECHNOLOGY DETAIL SHEET

©2025. Engineering Plus L.L.C. These documents, whether printed or in digital or electronic format, are instruments of service for use solely with respect to this project. Engineering Plus retains all rights including copyrights. To the extent that the documents contain trade secrets and proprietary information, they are confidential and cannot be copied or disseminated to third parties without prior written permission. No license, right to reproduce or use of these documents is granted or implied unless incorporated in a prior written agreement with Engineering Plus L.L.C.