◇	KEYNOTES
1	ACCESS CONTROL PANELS BY SC (QTY AS REQUIRED). ACCESS CONTROL PANELS SHALL BE STACKED.
2	CC SHALL INCLUDE A 1-PORT BISCUIT BOX MOUNTED INSIDE EACH ACCESS CONTROL PANEL (VERIFY FINAL QUANTITY WITH SC).
3	GROUNDING BUS BAR BY EC.
4	(2) BODINE STYLE 120V-20A TRANSFER SWITCHES FED BY DEDICATED (1) A AND (1) B 120V-20A CIRCUITS FOR ACCESS CONTROL PANELS BY EC.
5	4-POST DATA RACK BY CC.
6	VERTICAL PDU WITH STAND-OFF BRACKETS BY CC.
7	8" VERTICAL WIRE MANAGER BY CC.
8	(2) L6-30 RECEPTACLES PER RACK FED BY DEDICATED (1) A AND (1) B UPS AND MOUNTED TO SIDE OF BASKET TRAY BY EC (TYPICAL).
9	ACCESS CONTROL DEVICES BY SC.
10	18" WIDE LADDER RACK BY CC.
11	3/4"x60"x LENGTH AS SHOWN FIRE TREATED PLYWOOD FURNISHED AND INSTALLED BY GC AT 18" TO BOTTOM.

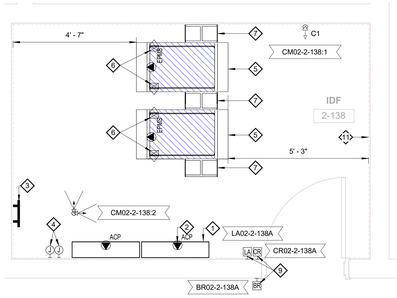

1 TECHNOLOGY - ENLARGED FLOOR PLAN - LEVEL 02 - IDF 2-138
SCALE 1/2" = 1'-0"

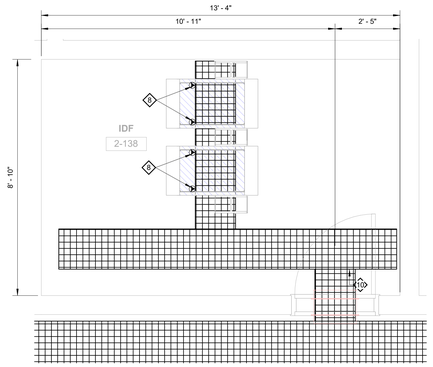

2 TECHNOLOGY - CEILING PLAN - LEVEL 02 - IDF 2-138
SCALE 1/2" = 1'-0"

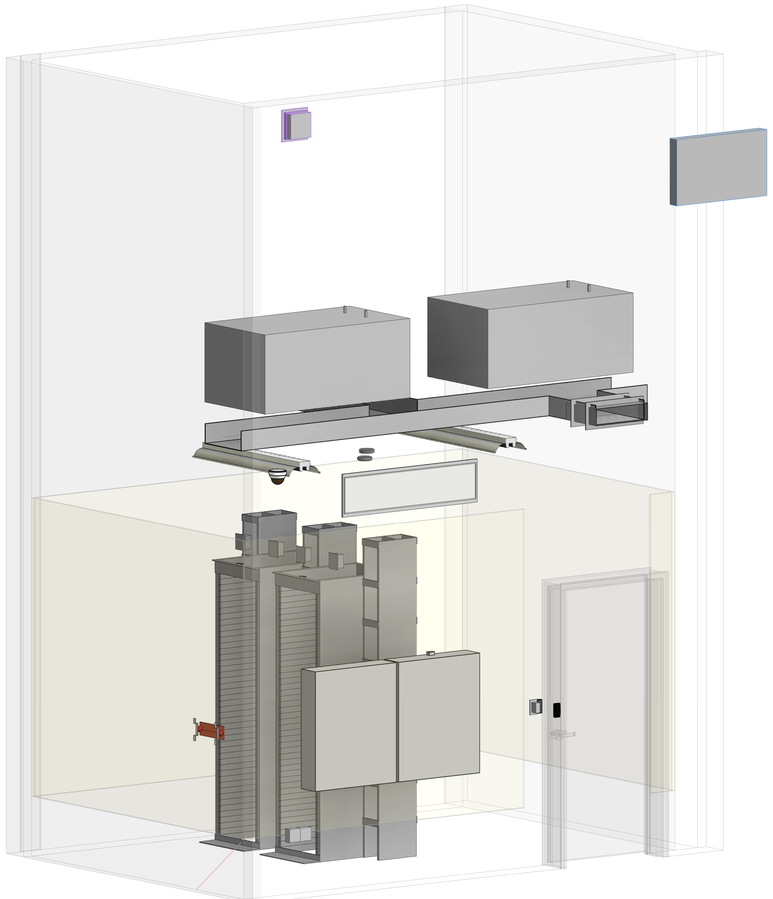

3 3D IDF 2-138
SCALE

GENERAL NOTES

EC SHALL PROVIDE (1) TELECOMMUNICATIONS GROUNDING BUSBAR (TGB) AND (1) ELECTRICAL GROUND BUS BAR (EGB) IN EACH MMR/IDF. BOND THE TGB TO THE EGB WITHIN THE SAME ROOM USING A LISTED JUMPER. EACH ROOM'S EGB/TGB SYSTEM SHALL BE BONDED TO THE BUILDING GROUNDING ELECTRODE SYSTEM (GEC) UNDER DIVISION 26 ELECTRICAL SCOPE. INSTALLATION, BONDING, AND LABELING SHALL COMPLY WITH TIA-607 AND NEC ARTICLE 250. SEE T00.01 GENERAL REQUIREMENTS SECTION 6.22 AND T00.20 ADDITIONAL COMMUNICATIONS REQUIREMENTS FOR FURTHER GROUNDING REQUIREMENTS. SEE ELECTRICAL DRAWINGS FOR DETAILS; WHERE REQUIREMENTS CONFLICT, THE ELECTRICAL DRAWINGS SHALL GOVERN. FINAL TERMINATION, CONTINUITY, AND TESTING BY ELECTRICAL CONTRACTOR.

serverfarm
CORGAN
TGRWA STRUCTURAL ENGINEERS
kW Mission Critical Engineering Member of WSP
EP ENGINEERING PLUS
Kimley»Horn

◯	ISSUES	
1	12/12/2025	SCHEMATIC DESIGN
2	01/23/2026	DESIGN DEVELOPMENT
3		
4		
5		
6		
7		
8		
9		
10		
11		
12		
13		

△	REVISIONS	
1	12/12/25	ISSUE FOR SD
2	01/23/26	ISSUE FOR DD

CORGAN
#1300, 20 N. Orange Ave., Orlando, 32801
214.244.8263
www.corgan.com

Serverfarm - ARK1 - Technology
ISSUE FOR DD
CLARKSVILLE, AR

ENLARGED PLANS - IDF 2-138

JOB 27583
SHEET
T05-17

1/23/2026 8:13:14 PM T05-17 ENLARGED PLANS - IDF 2-138

©2025. Engineering Plus L.L.C. These documents, whether printed or in digital or electronic format, are instruments of service for use solely with respect to this project. Engineering Plus retains all rights including copyrights. To the extent that the documents contain trade secrets and proprietary information, they are confidential and cannot be copied or disseminated to third parties without prior written permission. No license, right to reproduce or use of these documents is granted or implied unless incorporated in a prior written agreement with Engineering Plus L.L.C.