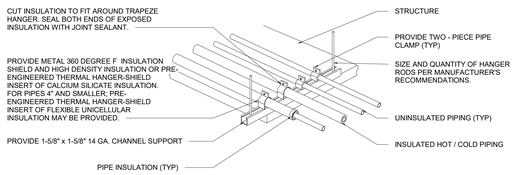

NOTES:

1. PIPING ARRANGEMENT SHOWN IS SCHEMATIC. ADJUST TO SUIT FIELD CONDITIONS. REFER TO SPECIFICATIONS FOR MORE INFORMATION.
3. SUPPORT CHANNEL SPACING SHALL BE DETERMINED BY SMALLEST PIPE TO BE SUPPORTED.
4. FOR HORIZONTAL INSULATED PIPING, ATTACH CLAMPS AS INDICATED ABOVE. FOR VERTICAL INSULATED PIPING, ATTACH CLAMPS TO THE PIPE AND SEAL INSULATION AT BOTH CLAMP ENDS.

13 TRAPEZE PIPE HANGER DETAIL
N.T.S.

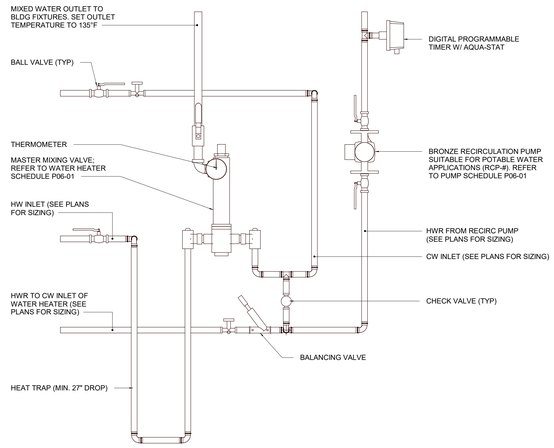

17 MASTER MIXING VALVE DETAIL
N.T.S.

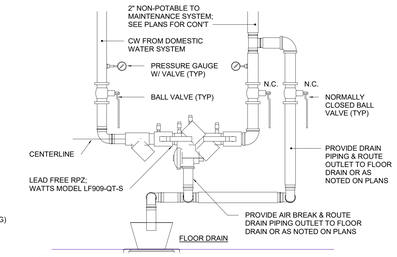

NOTES:

1. SUPPORT PIPING AND FITTINGS AS REQUIRED TO CONFORM TO MANUFACTURER'S REQUIREMENTS
2. INSTALL RPZ IN ACCORDANCE WITH ALL LOCAL JURISDICTION REQUIREMENTS
3. OVERALL HEIGHT NOT TO EXCEED 48" AFF TO CENTERLINE
4. NON-POTABLE LINE SERVING MAINTENANCE SYSTEM AT MECH PLATFORM TO BE DRAINED WHEN NOT IN USE

8 NON-POTABLE WATER MECH PLATFORM REDUCED PRESSURIZED ZONE BACKFLOW PREVENTER DETAIL
N.T.S.

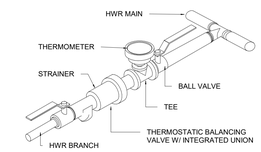

NOTES:

1. CIRCUITSOLVER CSUAS OR SIMILIAR
2. PROVIDE W/ THERMOMETER & CHECK VALVE INSERT

4 BALANCING STATION DETAIL
N.T.S.

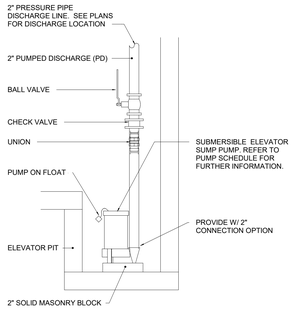

14 SUMP PUMP - ELEVATOR DETAIL (TRACTION)
N.T.S.

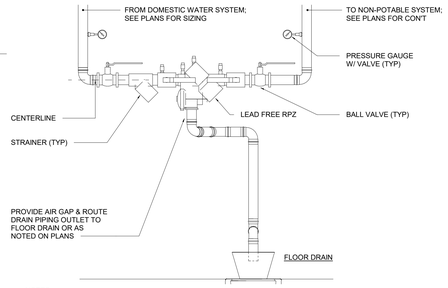

NOTES:

1. SUPPORT PIPING AND FITTINGS AS REQUIRED TO CONFORM TO MANUFACTURER'S REQUIREMENTS.
2. INSTALL RPZ IN ACCORDANCE WITH ALL LOCAL JURISDICTION REQUIREMENTS.
3. OVERALL HEIGHT NOT TO EXCEED 48" AFF TO CENTERLINE.

7 NON-POTABLE WATER REDUCED PRESSURIZED ZONE BACKFLOW PREVENTER DETAIL
N.T.S.

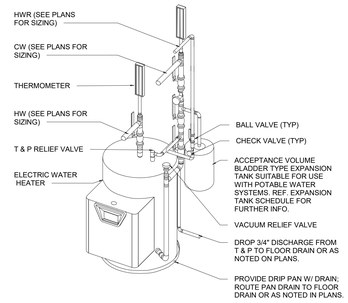

3 DOMESTIC WATER HEATER DETAIL
N.T.S.

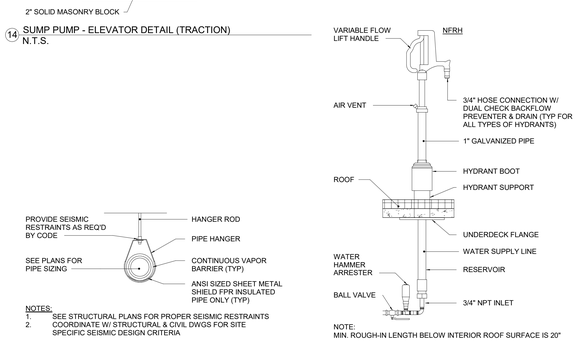

NOTE:
MIN. ROUGH-IN LENGTH BELOW INTERIOR ROOF SURFACE IS 20"

11 NON-FREEZE WALL HYDRANT DETAIL (NFWH-1)
N.T.S.

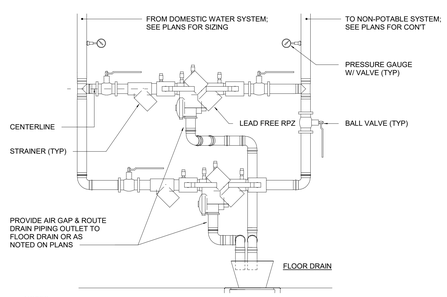

NOTES:

1. SUPPORT PIPING AND FITTINGS AS REQUIRED TO CONFORM TO MANUFACTURER'S REQUIREMENTS.
2. INSTALL RPZ IN ACCORDANCE WITH ALL LOCAL JURISDICTION REQUIREMENTS.
3. OVERALL HEIGHT NOT TO EXCEED 48" AFF TO CENTERLINE.

6 NON-POTABLE WATER REDUCED PRESSURIZED ZONE BACKFLOW PREVENTER DETAIL
N.T.S.

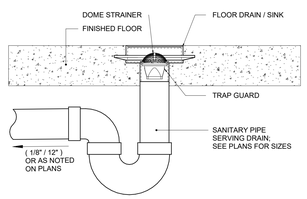

2 FLOOR DRAIN/SINK DETAIL
N.T.S.

NOTES:

1. SEE STRUCTURAL PLANS FOR PROPER SEISMIC RESTRAINTS
2. COORDINATE W/ STRUCTURAL & CIVIL DWGS FOR SITE SPECIFIC SEISMIC DESIGN CRITERIA

12 PIPE HANGER DETAIL - CLEVIS
N.T.S.

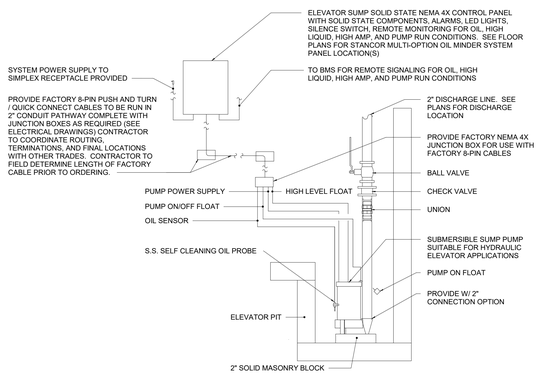

15 SUMP PUMP - ELEVATOR DETAIL (HYDRAULIC)
N.T.S.

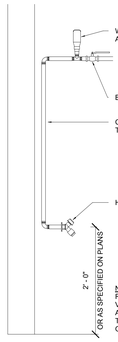

NOTE:
ROUTE 3/4" CW W/ BALL VALVE & WATER HAMMER ARRESTOR & DROP TIGHT TO WALL TO HB MTD 24" AFF OR AS SPECIFIED ON PLANS

10 HOSE BIBB DETAIL (HB-1)
N.T.S.

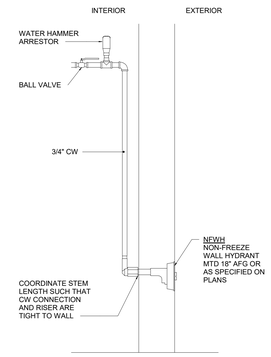

9 NON-FREEZE WALL HYDRANT DETAIL (NFWH-1)
N.T.S.

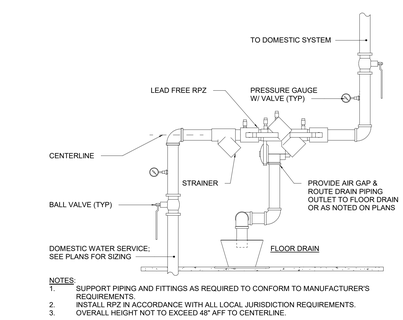

NOTES:

1. SUPPORT PIPING AND FITTINGS AS REQUIRED TO CONFORM TO MANUFACTURER'S REQUIREMENTS.
2. INSTALL RPZ IN ACCORDANCE WITH ALL LOCAL JURISDICTION REQUIREMENTS.
3. OVERALL HEIGHT NOT TO EXCEED 48" AFF TO CENTERLINE.

5 DOMESTIC WATER REDUCED PRESSURIZED ZONE BACKFLOW PREVENTER DETAIL
N.T.S.

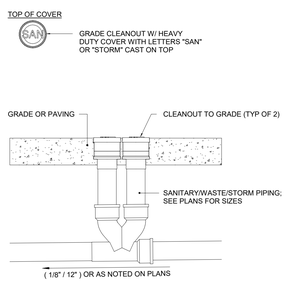

1 CLEANOUT TO GRADE (COTG) DETAIL
N.T.S.

serverfarm
CORGAN
TGRWA STRUCTURAL ENGINEERS
kW Mission Critical Engineering Member of WSP
EP ENGINEERING PLUS
Kimley»Horn

ISSUES		
1	12.12.2025	30% SCHEMATIC DESIGN
2	01.23.2026	60% DESIGN DEVELOPMENT

REVISIONS

kW Mission Critical Engineering
Contact: Kyle Jenkins Phone: 518.268.2841
Engineer:
License #: Exp. Date:

NOT FOR CONSTRUCTION

Date of Issue:
01/23/2026

SF - ARK01
DESIGN DEVELOPMENT

Clarksville, AR 72830

PLUMBING DETAILS

JOB US0049903.5614
SHEET
P05-01

1/23/2026 3:26:00 PM P05-01 PLUMBING DETAILS