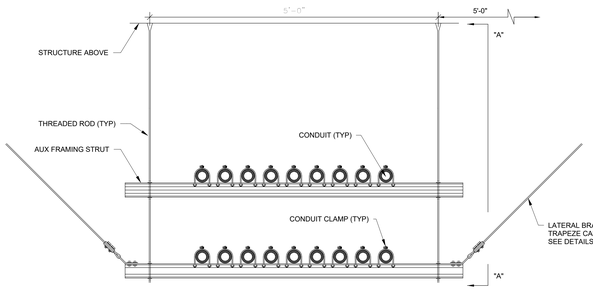

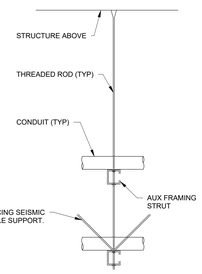

VIEW "A-A"

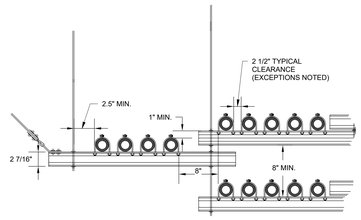

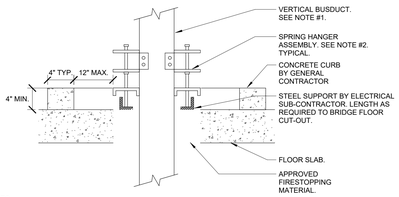

NOTES:

1. THE DEAD END SECTION OF THE BUSDUCT SHALL EXTEND A MINIMUM OF 6'-0" AFF. THE END SHALL BE CLOSED.
2. SPRING HANGER SUPPORTS SHALL BE PROVIDED FOR EACH FLOOR THROUGHOUT THE RISER.
3. ALL FIRE RATED PENETRATIONS SHALL BE PROVIDED WITH A UL ASSEMBLY NUMBER OR ICC/ES REPORT LISTING.

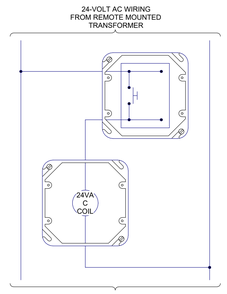

DETAIL NOTES:

1. ONE TRANSFORMER SERVES UP TO TEN AUTOMATIC FLUSH VALVES.
2. FAILURE TO PROPERLY POSITION THE ELECTRICAL BOX AND PLASTER RING TO THE PLUMBING ROUGH-IN WILL RESULT IN IMPROPER INSTALLATION AND IMPAIR PRODUCT PERFORMANCE. ALL TRADES INVOLVED SHALL COORDINATE THEIR WORK TO ASSURE PROPER INSTALLATION.

NOTE: THIS DETAIL IS BASED ON SLOAN OPTIMA SENSOR OPERATED FLUSHOMETERS. MODIFICATION MAY BE REQUIRED DEPENDING ON THE SPECIFIED MANUFACTURER.

REFERENCE NOTE:

PROVIDE J-BOX AT ACCESSIBLE LOCATION BELOW COUNTERTOP FOR CONNECTION AND MOUNTING OF 120:24V, 1-PHASE XFMR (PROVIDED BY DIV. 22 CONTRACTOR). PROVIDE CONDUIT AND WIRING, AS REQUIRED, FROM XFMR TO AUTOMATIC FLUSH VALVES. SEE DETAIL _/E___ FOR WIRING DIAGRAM. REFER TO PLUMBING DRAWINGS FOR MORE INFORMATION.

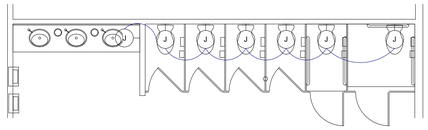

PLAN EXAMPLE

serverfarm
CORGAN
TGRWA
STRUCTURAL ENGINEERS
kW Mission Critical Engineering
Member of WSP
EP ENGINEERING PLUS
Kimley»Horn

ISSUES		
1	11/12/2025	CONCEPTUAL DESIGN
2	12/12/2025	SCHEMATIC DESIGN
3	12/17/2025	STEEL MILL ORDER
4	1/23/2026	DESIGN DEVELOPMENT

REVISIONS

kW Mission Critical Engineering
Contact: David Adams Phone: 703.926.0715
Engineer: Matthew Fagert
License #: 123456 Exp. Date: 00/00/0000

NOT FOR CONSTRUCTION

Date: 00/00/0000

SERVERFARM

Clarksville, AR

POWER DETAILS

JOB US0049903.5614
SHEET

E02-51