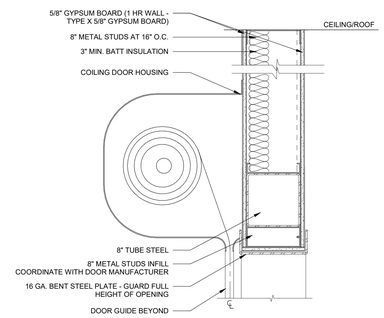

7 OH DOOR HEAD AT INTERIOR WALL
1 1/2" = 1'-0"

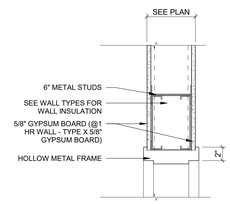

5 H.M DOOR HEAD AT INTERIOR WALL
1 1/2" = 1'-0"

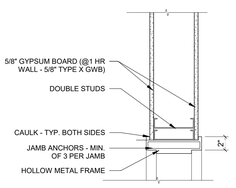

4 H.M DOOR JAMB AT INTERIOR WALL
1 1/2" = 1'-0"

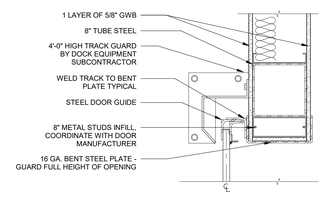

6 OH DOOR JAMB AT INTERIOR WALL
1 1/2" = 1'-0"

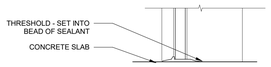

3 H.M DOOR SILL AT EXTERIOR WALL
1 1/2" = 1'-0"

NOTE: WHERE THE ADJACENT FACE OF WALL IS GREATER THAN 8" FROM FACE OF DOOR, A FORWARD APPROACH IS REQUIRED. THE REQUIRED LATCH SIDE CLEARANCE MUST MAINTAIN THE 8" MAX DEPTH FROM FACE OF WALL TO FACE OF DOOR.

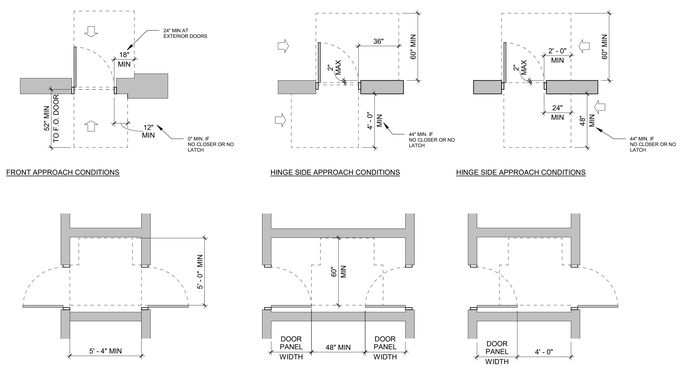

REQUIRED DOOR CLEARANCES FOR WALLS GREATER THAN 8" THICK
1/4" = 1'-0"

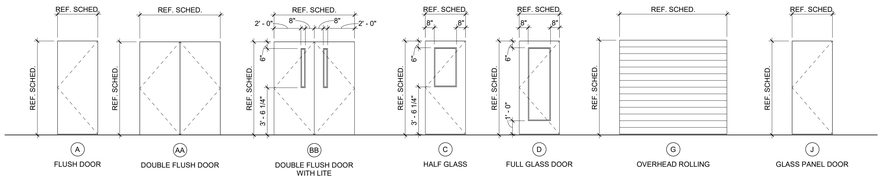

STANDARD PANEL TYPES
1/4" = 1'-0"

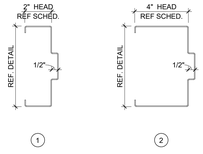

H.M. FRAME PROFILES
3" = 1'-0"

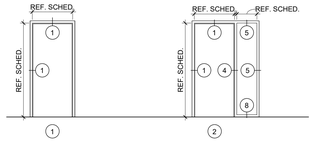

FRAME TYPES
1/4" = 1'-0"

serverfarm
CORGAN
TGRWA
STRUCTURAL ENGINEERS
kW Mission Critical Engineering Member of WSP
EP ENGINEERING PLUS
Kimley»Horn

ISSUES		
1	11/12/2025	CONCEPTUAL
2	12/12/2025	SCHEMATIC DESIGN
3	12/17/2025	STILL MILL ORDER
4	01/23/2026	DESIGN DEVELOPMENT
5		
6		
7		
8		
9		
10		
11		
12		
13		

REVISIONS		

NOT FOR CONSTRUCTION

This document is incomplete and may not be used for regulatory approval, permit or construction.
Date of issue:
01/23/2026

ARK01
DESIGN DEVELOPMENT
CLARKSVILLE, AR 72830

DOOR AND FRAME DETAILS

JOB 25864
SHEET
A08-21

1/23/2026 2:44:50 PM A08-21 DOOR AND FRAME DETAILS