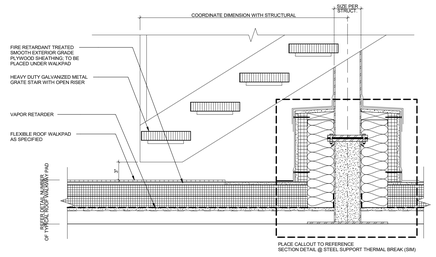

11 SECTION DETAIL @ ROOF TOP STAIR SUPPORT - METAL DECK W- VR
1" = 1'-0"

NOTE: NO FASTENERS TO PENETRATE THE TOP OF THE CURB.

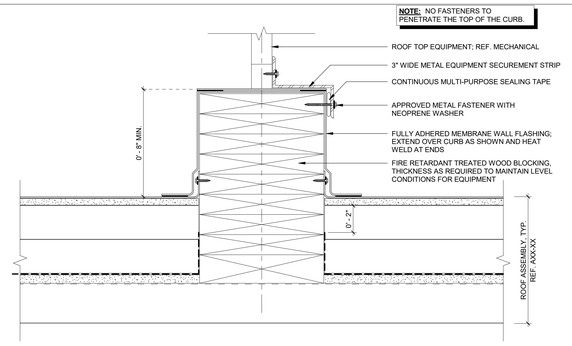

NOTE:
1. NAILERS SHALL BE SECURELY ANCHORED TO THE DECK TO RESIST SPECIFIED FORCES; REF. SPECIFICATIONS
2. WEIGHT OF UNIT TO BE EVENLY DISTRIBUTED OVER CROSS-SECTIONAL AREA OF EXPOSED WOOD NAILER.
3. VAPOR RETARDER SHALL BE SEALED AT EDGES

8 SECTION DETAIL @ CONDENSOR CURB - OPTION W- MEMBRANE - METAL WITH VAPOR RETARDER
3" = 1'-0"

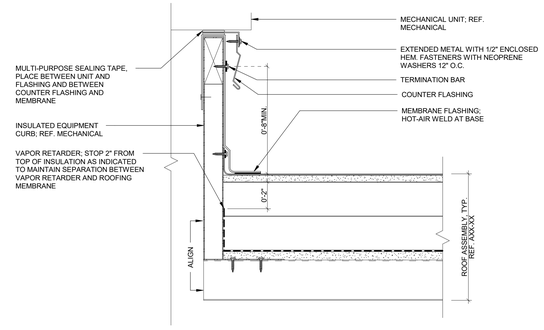

6 SECTION DETAIL @ TYP- MECHANICAL CURB - METAL DECK W- VB
3" = 1'-0"

IF ROOFING SYSTEM IS FIRE RATED, INCLUDE LAYER IN DETAIL FOR MATERIAL BETWEEN THE VAPOR RETARDER AND VENT STACK PENETRATION.

NOTE TO READ: U.L. RATED PENETRATION FIRE STOP AS SPECIFIED

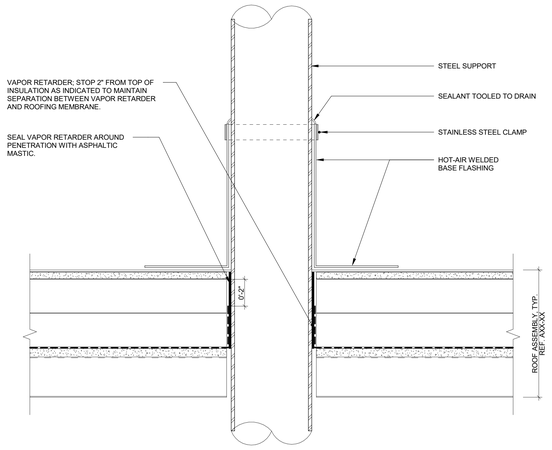

3 SECTION DETAIL @ TYP- PIPE PENETRATION - METAL WITH VAPOR RETARDER
3" = 1'-0"

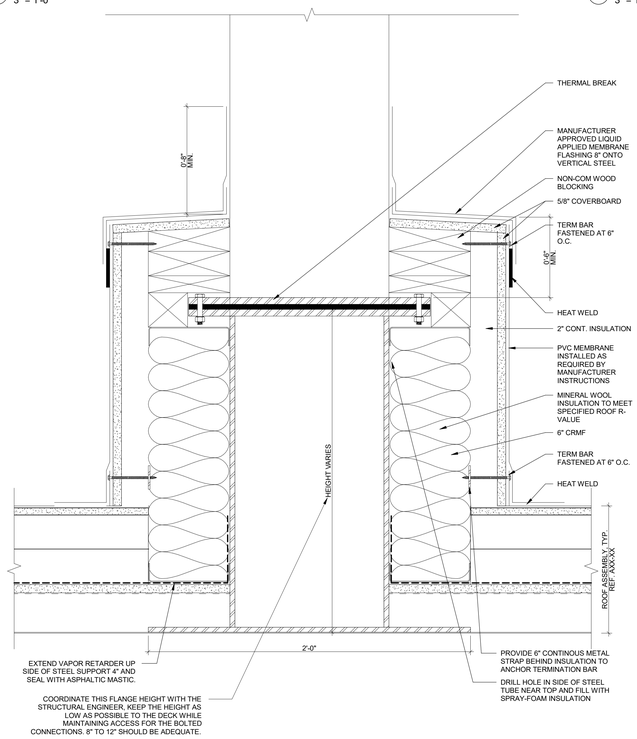

10 SECTION DETAIL @ STEEL SUPPORT THERMAL BREAK - METAL WITH VAPOR RETARDER
3" = 1'-0"

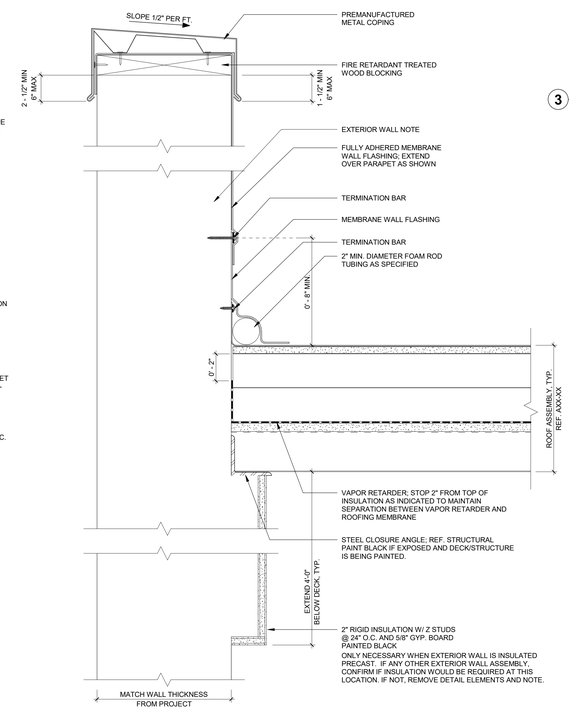

5 SECTION DETAIL @ PARAPET - METAL DECK WITH VAPOR RETARDER
3" = 1'-0"

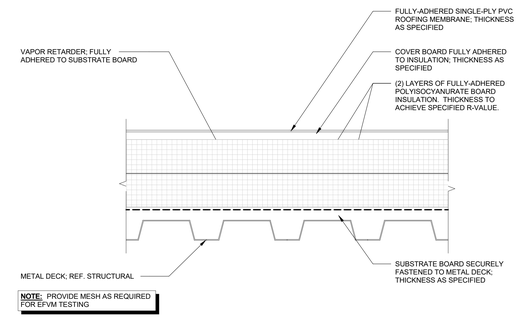

NOTE: PROVIDE MESH AS REQUIRED FOR EFVM TESTING

2 ROOF ASSEMBLY - METAL DECK SYSTEM W- VAPOR RETARDER
3" = 1'-0"

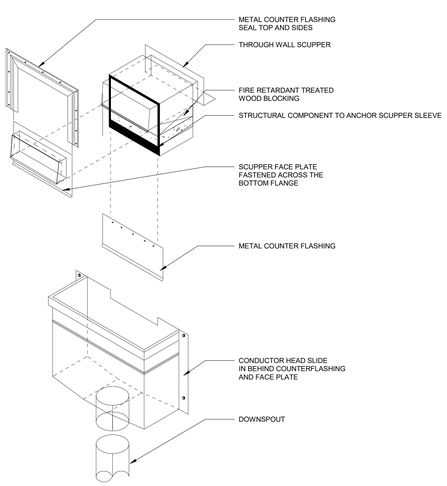

9 CONDUCTOR HEAD INSTALLATION @ ISO SCUPPER ISOLATION
3" = 1'-0"

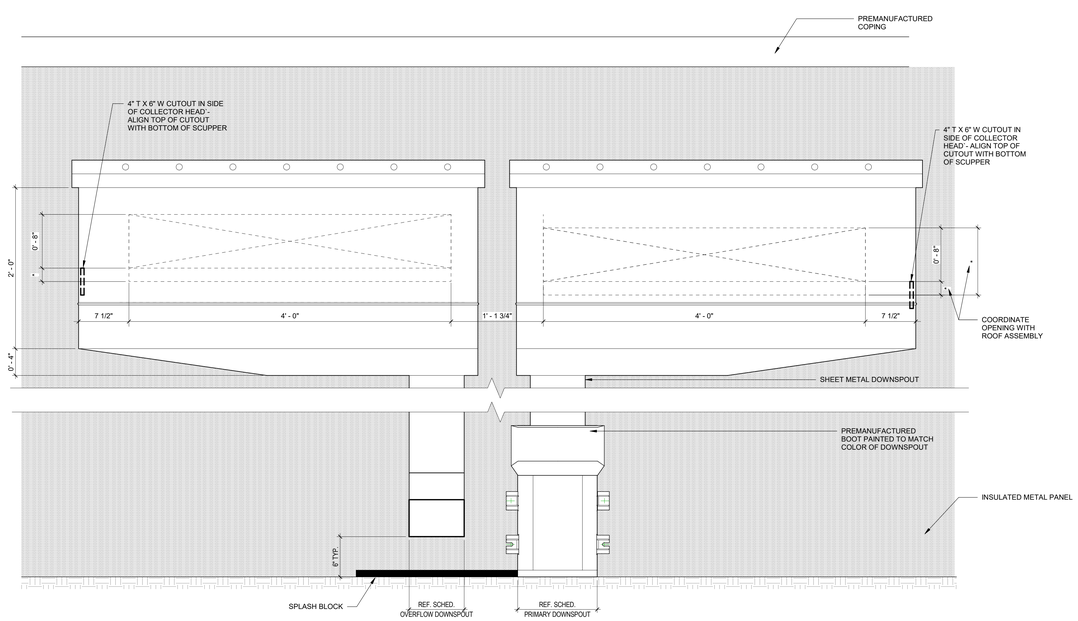

4 ELEVATION - SCUPPER - (4' - 0")
1 1/2" = 1'-0"

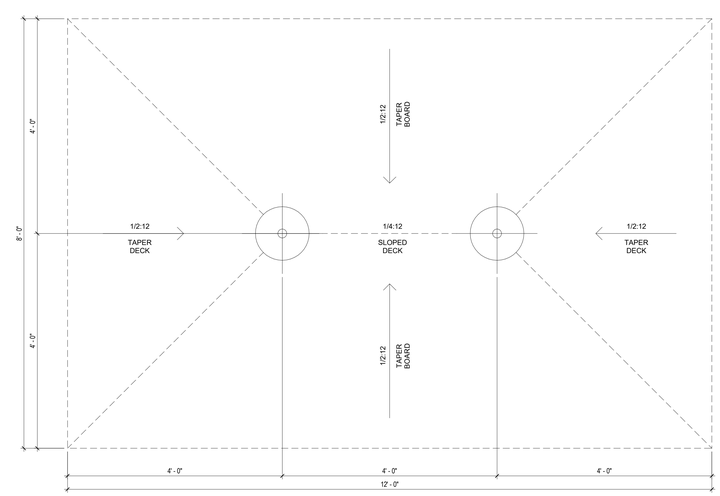

1 PLAN VIEW @ INTERNAL DRAIN SUMP
1" = 1'-0"

serverfarm
CORGAN
TGRWA STRUCTURAL ENGINEERS
kW Mission Critical Engineering Member of WSP
EP ENGINEERING PLUS
Kimley»Horn

ISSUES		
1	11/12/2025	CONCEPTUAL
2	12/12/2025	SCHEMATIC DESIGN
3	12/17/2025	STILL MILL ORDER
4	01/23/2026	DESIGN DEVELOPMENT
5		
6		
7		
8		
9		
10		
11		
12		
13		

REVISIONS

NOT FOR CONSTRUCTION

This document is incomplete and may not be used for regulatory approval, permit or construction.
Date of issue:
01/23/2026

ARK01
DESIGN DEVELOPMENT
CLARKSVILLE, AR 72830

ROOF DETAILS

JOB 25864
SHEET
A06-80

1/23/2026 2:44:30 PM A06-80 ROOF DETAILS