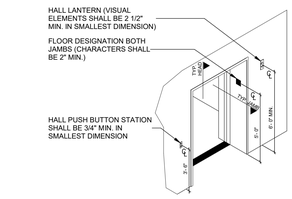

10 ELEVATOR ENTRY AND MOUNTING HEIGHTS
1/4" = 1'-0"

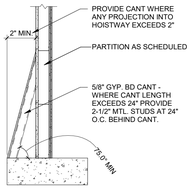

6 HOISTWAY PROJECTION CANT
1/2" = 1'-0"

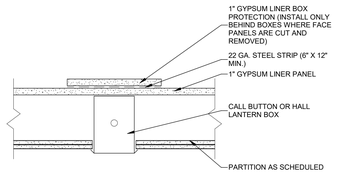

3 SHAFTWALL PENETRATION
1 1/2" = 1'-0"

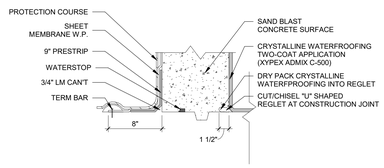

8 ELEVATOR PIT WATERPROOFING APPROACH
1 1/2" = 1'-0"

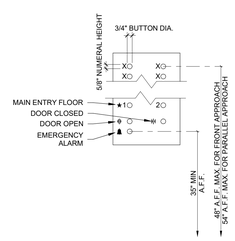

5 ELEVATOR PANEL DETAIL
1 1/2" = 1'-0"

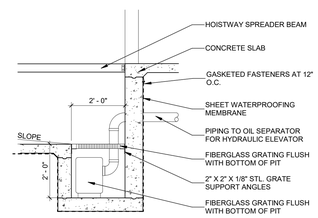

2 PIT SECTION AT SUMP - POSITIVE SIDE WATERPROOFING
1/2" = 1'-0"

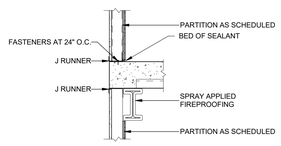

7 SHAFTWALL AT ELEVATOR
1/2" = 1'-0"

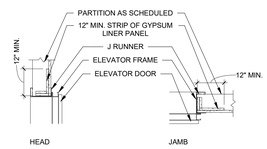

4 ELEVATOR DOOR - DRYWALL
1/2" = 1'-0"

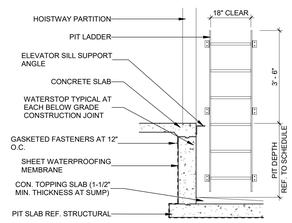

1 PIT SECTION - POSITIVE SIDE WATERPROOFING
1/2" = 1'-0"

serverfarm
CORGAN
TGRWA
STRUCTURAL ENGINEERS
kW Mission Critical Engineering
Member of WSP
EP ENGINEERING PLUS
Kimley»Horn

ISSUES

1	11/12/2025	CONCEPTUAL
2	12/12/2025	SCHEMATIC DESIGN
3	12/17/2025	STILL MILL ORDER
4	01/23/2026	DESIGN DEVELOPMENT
5		
6		
7		
8		
9		
10		
11		
12		
13		

REVISIONS

NOT FOR CONSTRUCTION

This document is incomplete and may not be used for regulatory approval, permit or construction.
Date of issue:
01/23/2026

ARK01
DESIGN DEVELOPMENT
CLARKSVILLE, AR 72830

ELEVATOR DETAILS

JOB 25864
SHEET
A06-72

1/23/2026 2:44:28 PM A06-72 ELEVATOR DETAILS