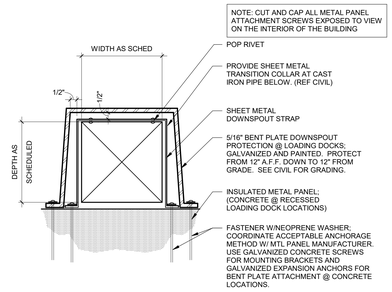

12 DOWNSPOUT PLAN
3" = 1'-0"

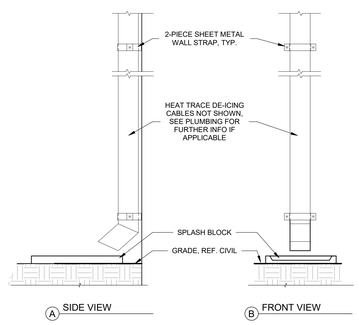

11 DOWNSPOUT - DAYLIGHT ELEVATIONS
3/4" = 1'-0"

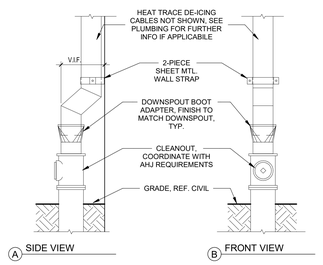

6 DOWNSPOUT - ELEVATIONS
3/4" = 1'-0"

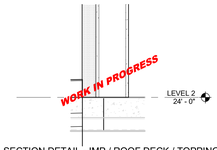

10 SECTION DETAIL - IMP / ROOF DECK / TOPPING SLAB CONNECTION
1" = 1'-0"

9 SECTION DETAIL - IMP FEATURE COPING DETAIL
1" = 1'-0"

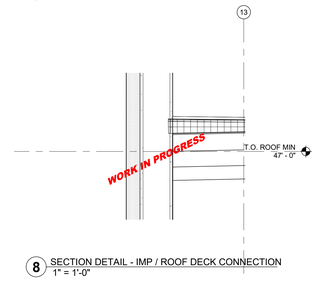

8 SECTION DETAIL - IMP / ROOF DECK CONNECTION
1" = 1'-0"

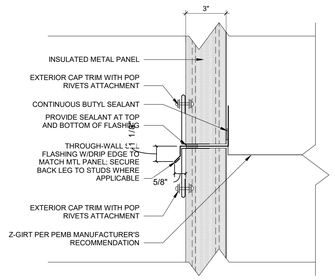

7 METAL PANEL JOINT DETAIL
3" = 1'-0"

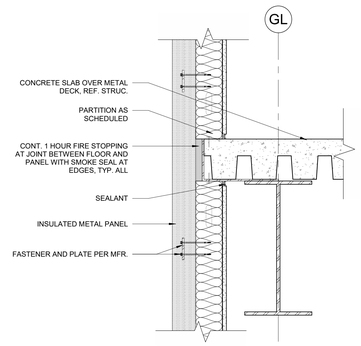

5 SECTION DETAIL @ IMP AND FLOOR SLAB
1 1/2" = 1'-0"

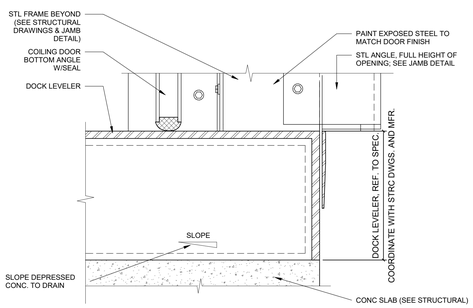

4 TRESHOLD DETAIL (ELEVATED)
3" = 1'-0"

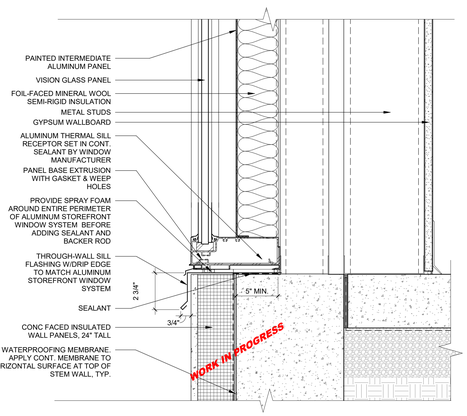

3 IMP BASE - EXTERIOR WINDOW - SILL
3" = 1'-0"

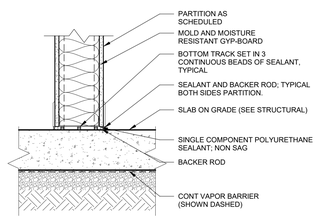

2 BASE DETAIL - CONTINUOUS SEALANT
1 1/2" = 1'-0"

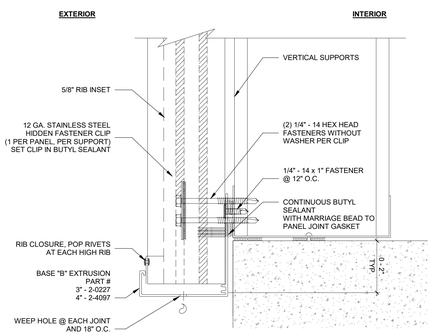

1 IMP BASE - TYPICAL CONDITION
1 1/2" = 1'-0"

serverfarm
CORGAN
TGRWA
STRUCTURAL ENGINEERS
kW Mission Critical Engineering Member of WSP
EP ENGINEERING PLUS
Kimley»Horn

ISSUES		
1	11/12/2025	CONCEPTUAL
2	12/12/2025	SCHEMATIC DESIGN
3	12/17/2025	STILL MILL ORDER
4	01/23/2026	DESIGN DEVELOPMENT
5		
6		
7		
8		
9		
10		
11		
12		
13		

REVISIONS	

NOT FOR CONSTRUCTION

This document is incomplete and may not be used for regulatory approval, permit or construction.
Date of issue:
01/23/2026

ARK01
DESIGN DEVELOPMENT
CLARKSVILLE, AR 72830

L	K	J
G	E	C	A
H	F	D	B
P	N	M

SECTION DETAILS

JOB 25864
SHEET
A06-61

1/23/2026 2:44:23 PM A06-61 SECTION DETAILS