14 SECTION DETAIL - GENERATOR ACCESS STAIR, TYP.
1/4" = 1'-0"

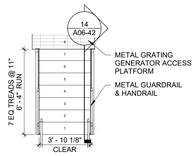

13 ENLARGED PLAN - GENERATOR ACCESS STAIR, TYP.
1/4" = 1'-0"

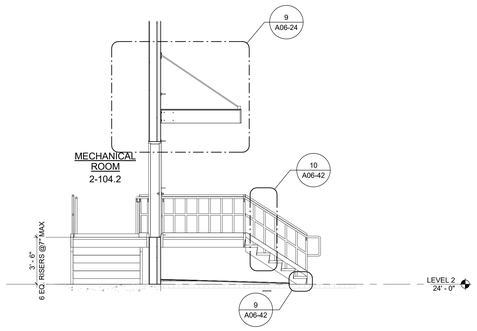

8 ACCESS STAIR SECTION - TYPICAL STAIR - LEVEL 2
1/4" = 1'-0"

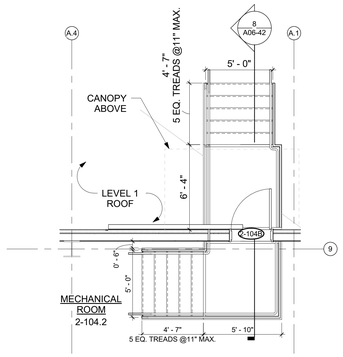

4 ACCESS STAIR PLAN - TYPICAL STAIR - LEVEL 2
1/4" = 1'-0"

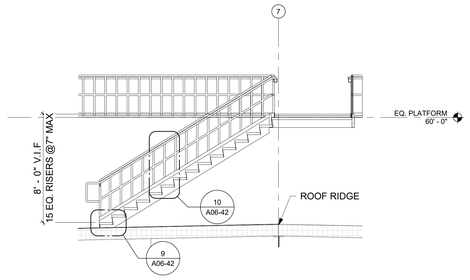

7 ACCESS STAIR SECTION - TYPICAL STAIR 3
1/4" = 1'-0"

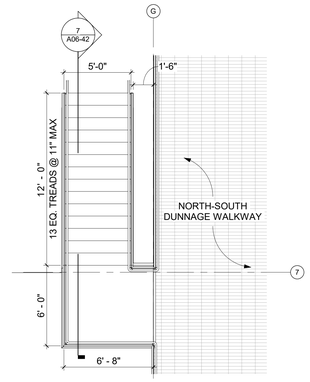

3 ACCESS STAIR PLAN - TYPICAL STAIR 3
1/4" = 1'-0"

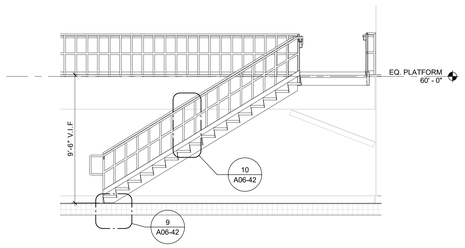

6 ACCESS STAIR SECTION - TYPICAL STAIR 2
1/4" = 1'-0"

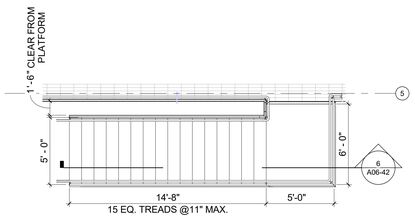

2 ACCESS STAIR PLAN - TYPICAL STAIR 2
1/4" = 1'-0"

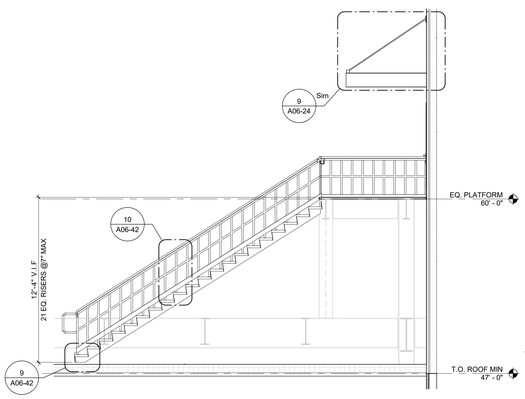

5 ACCESS STAIR SECTION - TYPICAL STAIR 1
1/4" = 1'-0"

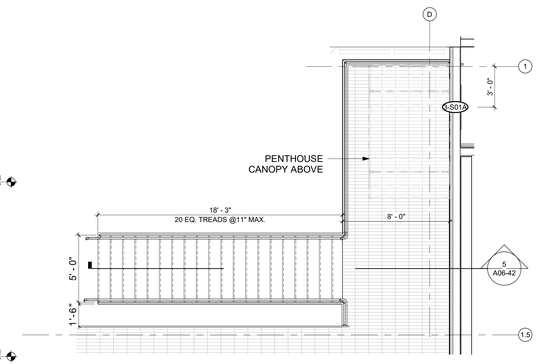

1 ACCESS STAIR PLAN - TYPICAL STAIR 1
1/4" = 1'-0"

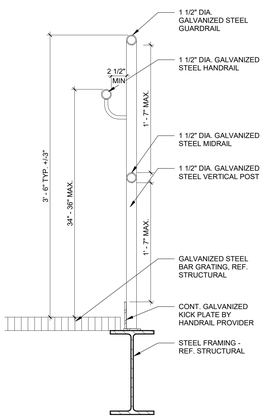

12 HANDRAIL - TYPICAL
1 1/2" = 1'-0"

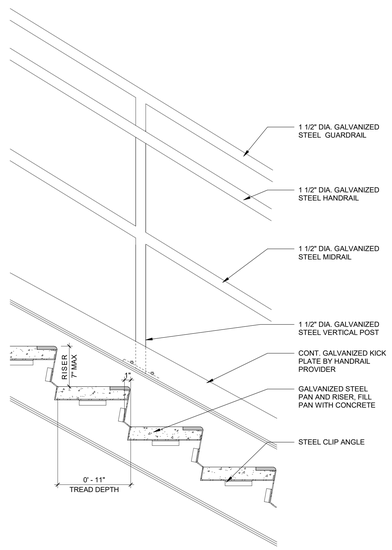

10 EXTERNAL HANDRAIL & TREAD SECTION, TYP.
1 1/2" = 1'-0"

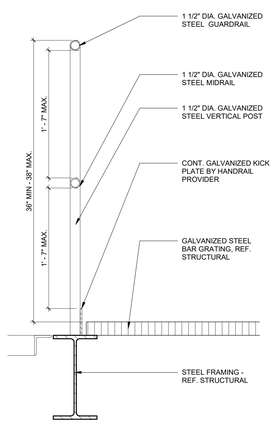

11 GUARD RAIL
1 1/2" = 1'-0"

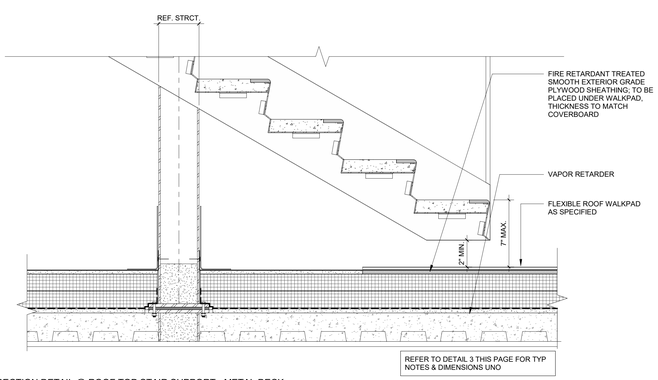

9 SECTION DETAIL @ ROOF TOP STAIR SUPPORT - METAL DECK
1 1/2" = 1'-0"

serverfarm
CORGAN
TGRWA STRUCTURAL ENGINEERS
kW Mission Critical Engineering Member of WSP
EP ENGINEERING PLUS
Kimley»Horn

ISSUES		
1	11/12/2025	CONCEPTUAL
2	12/12/2025	SCHEMATIC DESIGN
3	12/17/2025	STILL MILL ORDER
4	01/23/2026	DESIGN DEVELOPMENT
5		
6		
7		
8		
9		
10		
11		
12		
13		

REVISIONS	

NOT FOR CONSTRUCTION

This document is incomplete and may not be used for regulatory approval, permit or construction.
Date of issue:
01/23/2026

ARK01
DESIGN DEVELOPMENT
CLARKSVILLE, AR 72830

PLATFORM DETAILS

JOB 25864
SHEET
A06-42

1/23/2026 2:44:19 PM A06-42 PLATFORM DETAILS