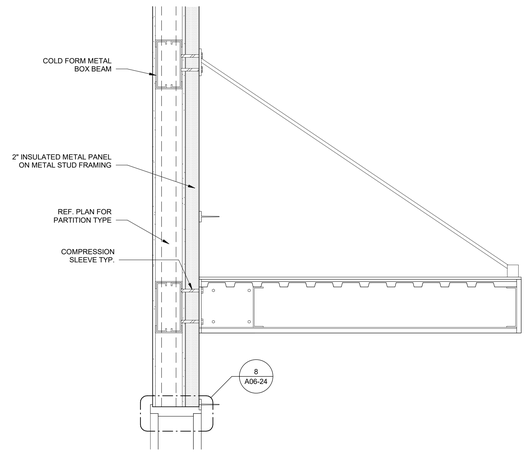

9 SECTION DETAIL - PENTHOUSE CANOPY DETAIL
1" = 1'-0"

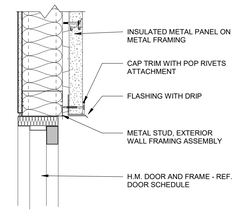

8 SECTION DETAIL - DOOR HEAD CONDITION
1 1/2" = 1'-0"

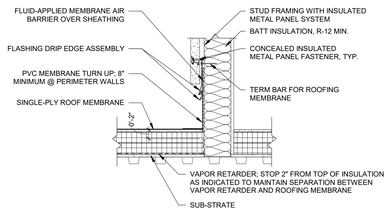

6 ROOF TO PENTHOUSE FACADE
1" = 1'-0"

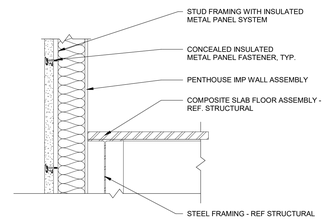

7 WALL SECTION - PENTHOUSE FLOOR TO PENTHOUSE FACADE
1" = 1'-0"

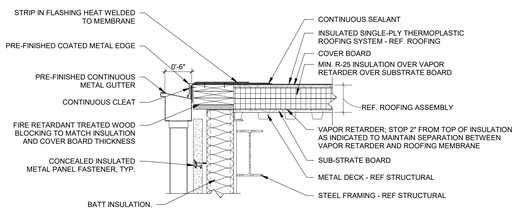

5 SECTION DETAIL - PENTHOUSE PARAPET - GUTTER
1" = 1'-0"

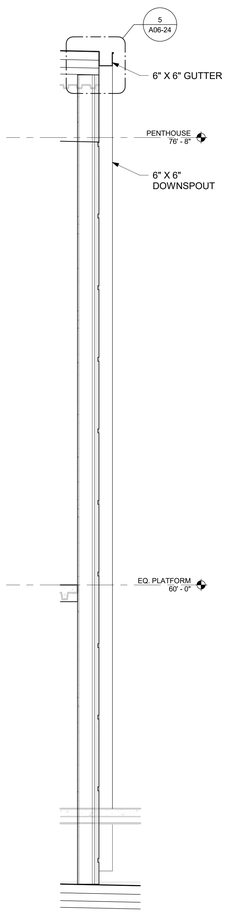

3 WALL SECTION - PENTHOUSE - GUTTER
1/2" = 1'-0"

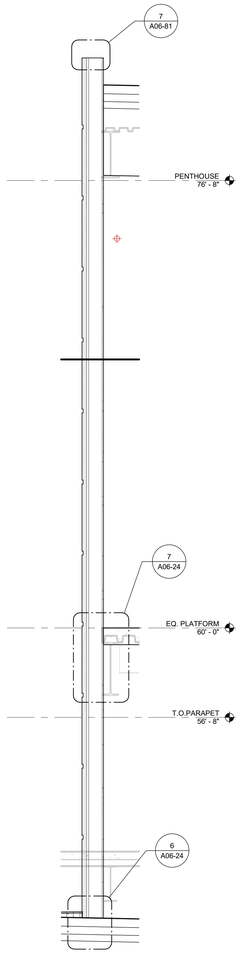

2 WALL SECTION - PENTHOUSE
1/2" = 1'-0"

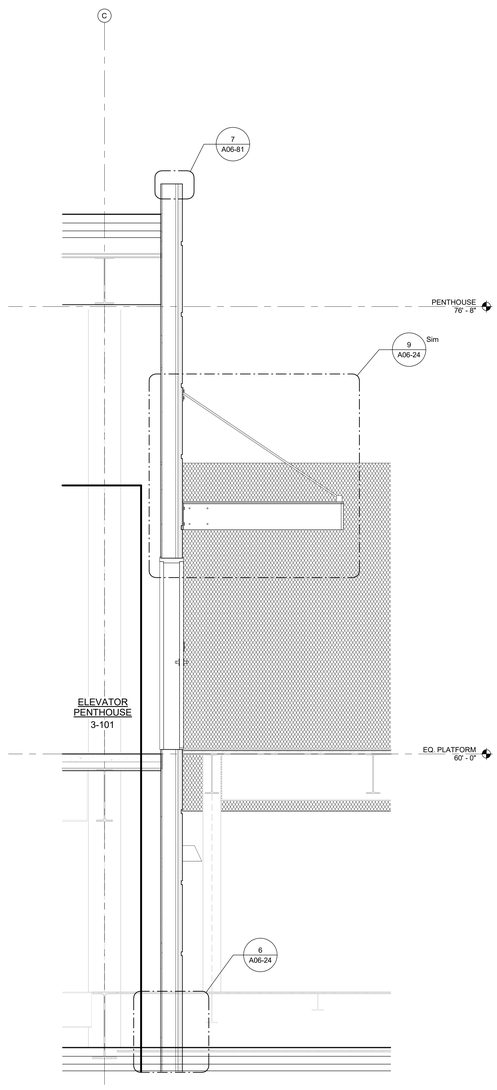

1 WALL SECTION - PENTHOUSE
1/2" = 1'-0"

serverfarm
CORGAN
TGRWA
STRUCTURAL ENGINEERS
kW Mission Critical Engineering
Member of WSP
EP ENGINEERING PLUS
Kimley»Horn

ISSUES		
1	11/12/2025	CONCEPTUAL
2	12/12/2025	SCHEMATIC DESIGN
3	12/17/2025	STILL MILL ORDER
4	01/23/2026	DESIGN DEVELOPMENT
5		
6		
7		
8		
9		
10		
11		
12		
13		

REVISIONS		

NOT FOR CONSTRUCTION

This document is incomplete and may not be used for regulatory approval, permit or construction.

Date of issue:
01/23/2026

ARK01
DESIGN DEVELOPMENT
CLARKSVILLE, AR 72830

PENTHOUSE DETAILS

JOB 25864
SHEET
A06-24

1/23/2026 2:44:08 PM A06-24 PENTHOUSE DETAILS