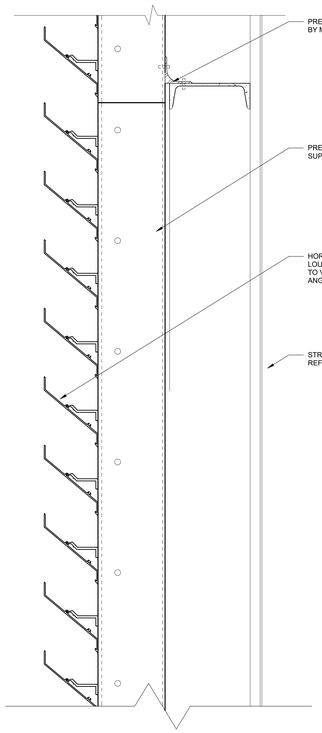

9 SECTION DETAIL - SCREEN WALL INTERMEDIATE CONNECTION
3" = 1'-0"

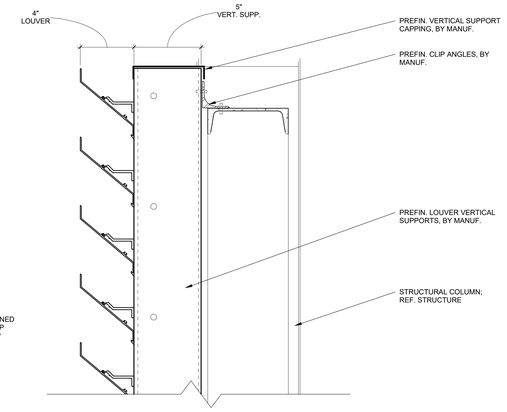

10 SECTION DETAIL - SCREENWALL HEAD TERMINATION
3" = 1'-0"

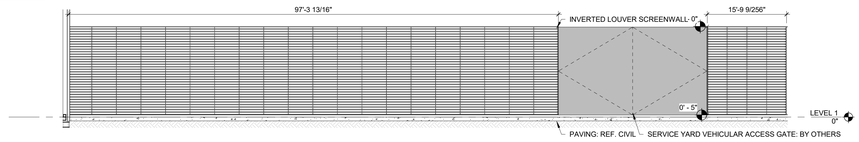

6 ENLARGED ELEVATION - NORTH SERVICE YARD SCREENWALL - WEST
3/32" = 1'-0"

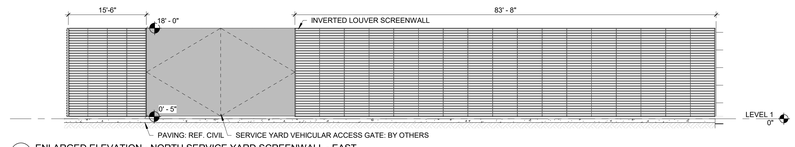

5 ENLARGED ELEVATION - NORTH SERVICE YARD SCREENWALL - EAST
3/32" = 1'-0"

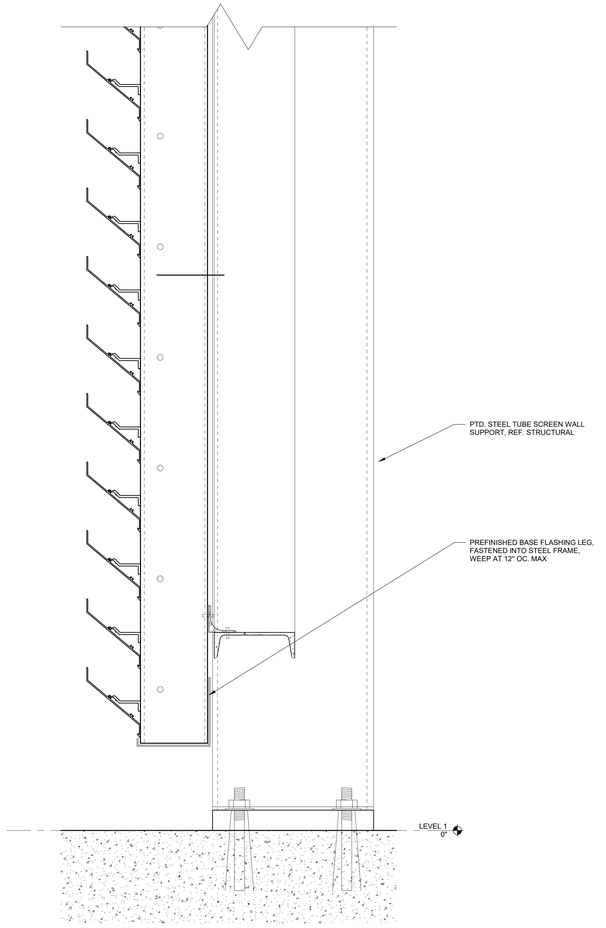

8 SECTION DETAIL - SCREENWALL BASE CONNECTION
3" = 1'-0"

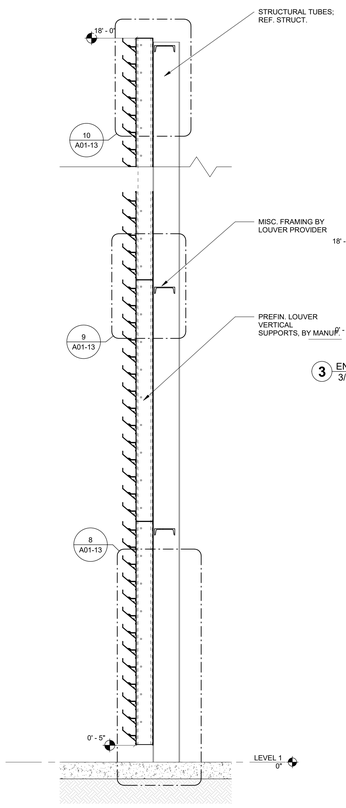

7 WALL SECTION - SERVICE YARD SCREENWALL
3/4" = 1'-0"

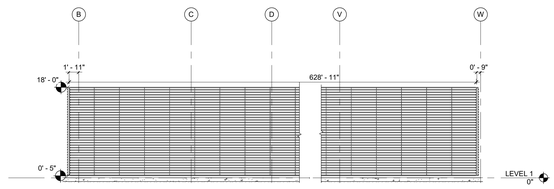

4 ENLARGED ELEVATION - NORTH SERVICE YARD SCREENWALL - NORTH
3/32" = 1'-0"

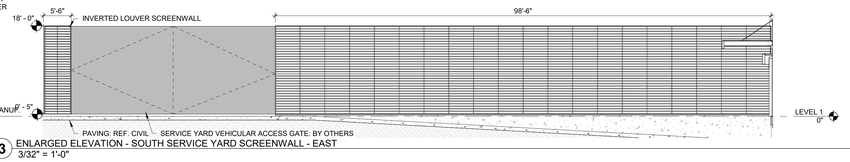

3 ENLARGED ELEVATION - SOUTH SERVICE YARD SCREENWALL - EAST
3/32" = 1'-0"

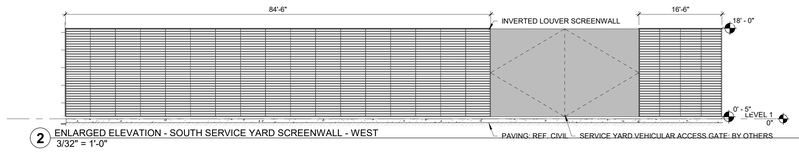

2 ENLARGED ELEVATION - SOUTH SERVICE YARD SCREENWALL - WEST
3/32" = 1'-0"

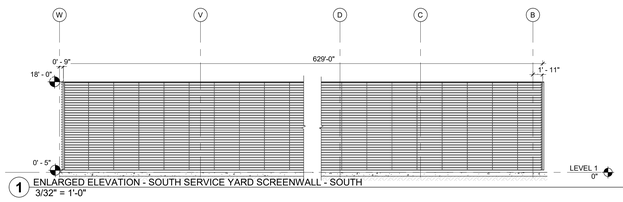

1 ENLARGED ELEVATION - SOUTH SERVICE YARD SCREENWALL - SOUTH
3/32" = 1'-0"

serverfarm
CORGAN
TGRWA STRUCTURAL ENGINEERS
kW Mission Critical Engineering Member of WSP
EP ENGINEERING PLUS
Kimley»Horn

ISSUES		
1	11/12/2025	CONCEPTUAL
2	12/12/2025	SCHEMATIC DESIGN
3	12/17/2025	STILL MILL ORDER
4	01/23/2026	DESIGN DEVELOPMENT
5		
6		
7		
8		
9		
10		
11		
12		
13		

REVISIONS		

NOT FOR CONSTRUCTION

This document is incomplete and may not be used for regulatory approval, permit or construction.
Date of issue:
01/23/2026

ARK01
DESIGN DEVELOPMENT
CLARKSVILLE, AR 72830

SERVICE YARD SCREEN WALL

JOB 25864
SHEET
A01-13

1/23/2026 2:35:09 PM A01-13 SERVICE YARD SCREEN WALL