CONCRETE PILE CAP SCHEDULE

MARK	NUMBER OF PILES	PILE MARK	LENGTH	LENGTH INDENT	WIDTH	WIDTH INDENT	DEPTH	CLEARANCE	LONGITUDINAL REINFORCEMENT	TRANSVERSE REINFORCEMENT	REMARKS
PC1	1	DP1	6' - 0"		6' - 0"		36"	3' - 0"	(7) #9 T&B	(7) #9 T&B	-
PC2	2	DP1	15' - 0"		6' - 0"		36"	3' - 0"	(6) #9 T&B	(13) #9 T&B	-
PC3A	3	DP1	15' - 0"	5' - 3"	15' - 0"	9' - 0"	36"	3' - 0"	(15) #9 T&B	(15) #9 T&B	-
PC3B	3	DP2	22' - 0"	7' - 6"	22' - 0"	13' - 6"	48"	4' - 0"	(22) #9 T&B	(22) #9 T&B	-
PC4	4	DP2	22' - 0"		22' - 0"		48"	4' - 0"	(26) #10 T&B	(26) #10 T&B	-
PC5	5	DP2	28' - 0"		28' - 0"		48"	4' - 0"	(30) #10 T&B	(30) #10 T&B	-
PC6	6	DP2	36' - 0"		22' - 0"		48"	4' - 0"	(20) #10 T&B	(36) #10 T&B	-
PC8	8	DP2	36' - 0"		36' - 0"		48"	4' - 0"	(36) #10 T&B	(36) #10 T&B	-
PC10	10	DP2	52' - 0"	6' - 0"	38' - 0"	14' - 0"	48"	4' - 0"	(38) #9 T&B	(52) #9 T&B	-

NOTES:
1. ALL REINFORCEMENT TO BE TERMINATED WITH STD HOOKS AT ENDS OF REINF.

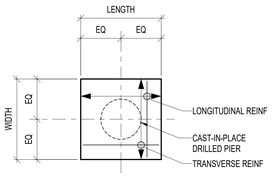

1 PILE CAP PC1
SCALE: NTS
NOTES:
1. REFER TO CONCRETE PILE CAP SCHEDULE AND CAST IN PLACE DRILLED PIER SCHEDULE FOR ADDITIONAL INFORMATION.
2. GRADE BEAM NOT SHOWN FOR CLARITY.

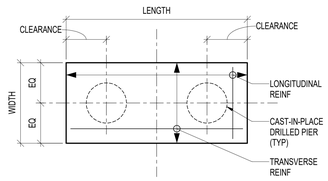

2 PILE CAP PC2
SCALE: NTS
NOTES:
1. REFER TO CONCRETE PILE CAP SCHEDULE AND CAST IN PLACE DRILLED PIER SCHEDULE FOR ADDITIONAL INFORMATION.
2. GRADE BEAM NOT SHOWN FOR CLARITY.

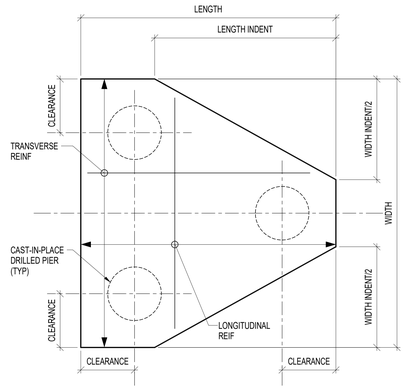

3 PILE CAP PC3A/B
SCALE: NTS
NOTES:
1. REFER TO CONCRETE PILE CAP SCHEDULE AND CAST IN PLACE DRILLED PIER SCHEDULE FOR ADDITIONAL INFORMATION.
2. GRADE BEAM NOT SHOWN FOR CLARITY.

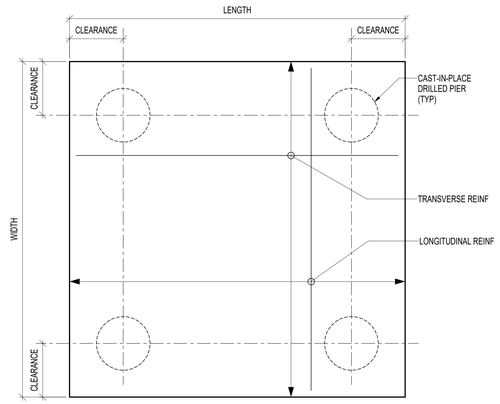

4 PILE CAP PC4
SCALE: NTS
NOTES:
1. REFER TO CONCRETE PILE CAP SCHEDULE AND CAST IN PLACE DRILLED PIER SCHEDULE FOR ADDITIONAL INFORMATION.
2. GRADE BEAM NOT SHOWN FOR CLARITY.

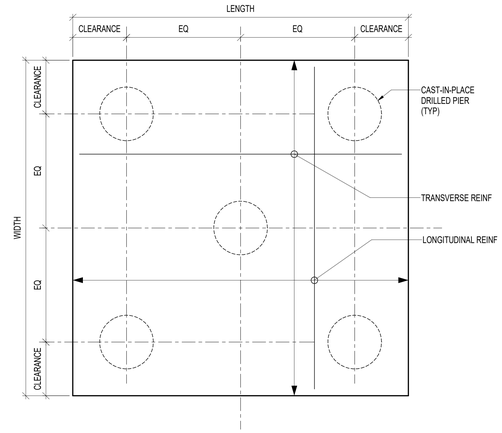

5 PILE CAP PC5
SCALE: NTS
NOTES:
1. REFER TO CONCRETE PILE CAP SCHEDULE AND CAST IN PLACE DRILLED PIER SCHEDULE FOR ADDITIONAL INFORMATION.
2. GRADE BEAM NOT SHOWN FOR CLARITY.

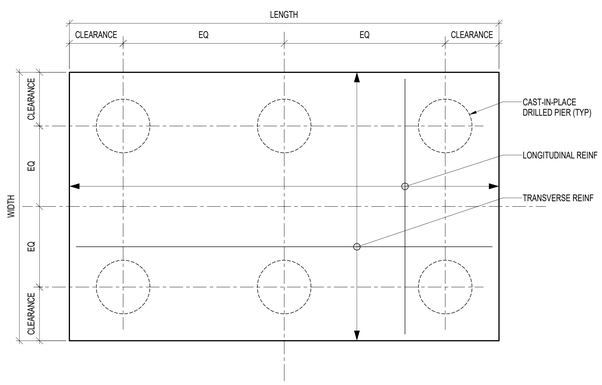

6 PILE CAP PC6
SCALE: NTS
NOTES:
1. REFER TO CONCRETE PILE CAP SCHEDULE AND CAST IN PLACE DRILLED PIER SCHEDULE FOR ADDITIONAL INFORMATION.
2. GRADE BEAM NOT SHOWN FOR CLARITY.

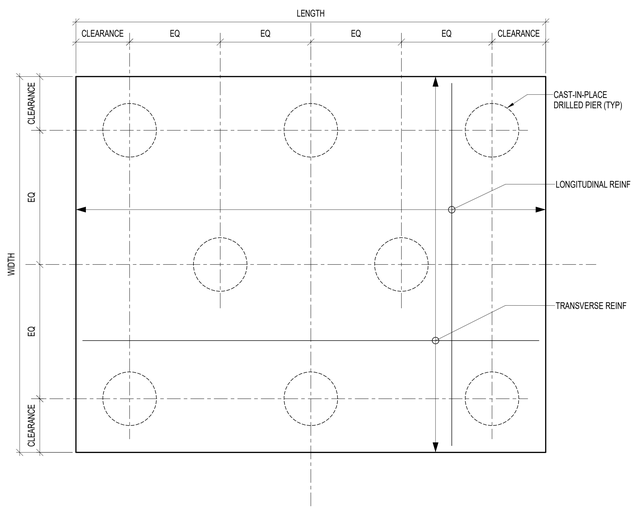

7 PILE CAP PC8
SCALE: NTS
NOTES:
1. REFER TO CONCRETE PILE CAP SCHEDULE AND CAST IN PLACE DRILLED PIER SCHEDULE FOR ADDITIONAL INFORMATION.
2. GRADE BEAM NOT SHOWN FOR CLARITY.

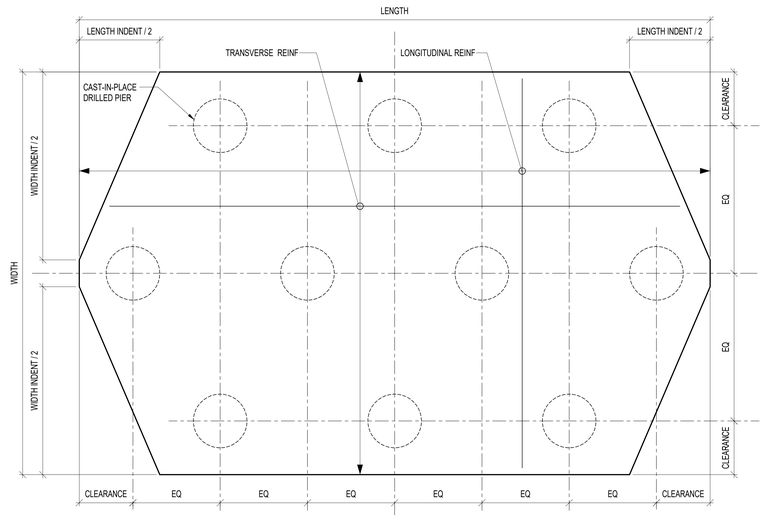

8 PILE CAP PC10
SCALE: NTS
NOTES:
1. REFER TO CONCRETE PILE CAP SCHEDULE AND CAST IN PLACE DRILLED PIER SCHEDULE FOR ADDITIONAL INFORMATION.
2. GRADE BEAM NOT SHOWN FOR CLARITY.

serverfarm
CORGAN
TGRWA STRUCTURAL ENGINEERS
kW Mission Critical Engineering Member of WSP
EP ENGINEERING PLUS
Kimley»Horn

ISSUES		
1		
2		
3		
4	01/23/2026	DESIGN DEVELOPMENT
5		
6		
7		
8		
9		
10		
11		
12		
13		

REVISIONS

NOT FOR CONSTRUCTION

This document is incomplete and may not be used for regulatory approval, permit or construction.
Date of issue:
01/23/2026

SF - ARK01
DESIGN DEVELOPMENT
CLARKSVILLE, AR 72830

FOUNDATION DETAILS

JOB 25131
SHEET

S04-03

1/22/2026 4:22:52 PM S04-03 FOUNDATION DETAILS