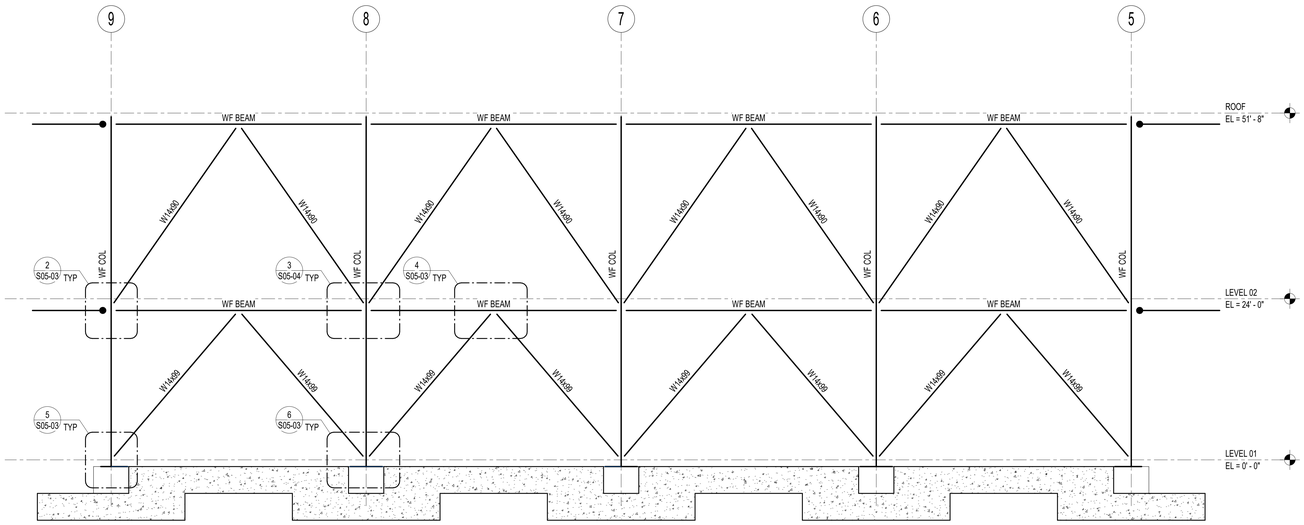

1 BRACED FRAME ELEVATION BF4 GRID C
SCALE: 1/8" = 1'-0"

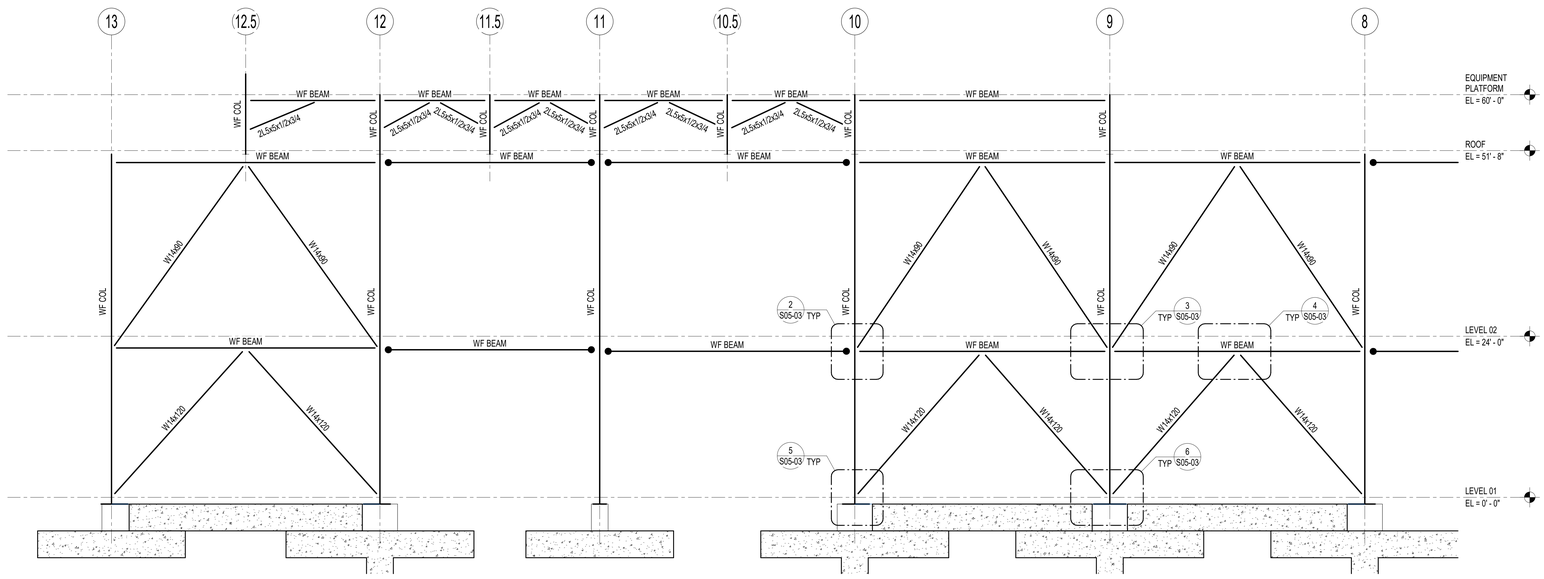

2 BRACED FRAME ELEVATION BF5 ALONG GRID J
SCALE: 1/8" = 1'-0"

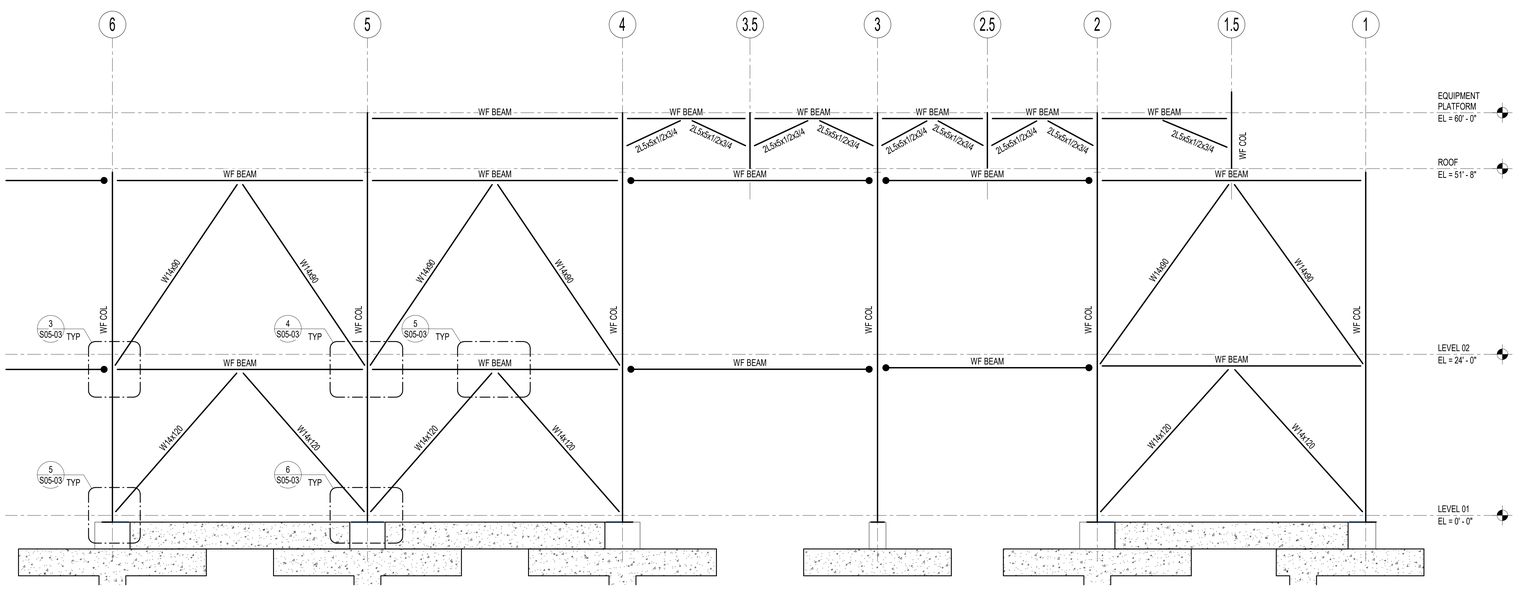

3 BRACED FRAME ELEVATION BF6 GRID J
SCALE: 1/8" = 1'-0"

SHEET NOTES:

1. SEE S05-01 FOR STEEL COLUMN SCHEDULE AND DETAILS.
2. SEE S05-02 FOR TYPICAL STEEL CONNECTION DETAILS.
3. SEE S05-03 FOR TYPICAL STEEL BRACED FRAME DETAILS.
4. SEE S05-05 FOR TYPICAL EQUIPMENT PLATFORM STEEL DETAILS.

SCALE 1/8"=1'-0"
8 0 8 16
FEET

serverfarm
CORGAN
TGRWA STRUCTURAL ENGINEERS
kW Mission Critical Engineering Member of WSP
EP ENGINEERING PLUS
Kimley»Horn

ISSUES		
1		
2		
3	12/17/2025	STEEL MILL ORDER
4	01/23/2026	DESIGN DEVELOPMENT
5		
6		
7		
8		
9		
10		
11		
12		
13		

REVISIONS

NOT FOR CONSTRUCTION

This document is incomplete and may not be used for regulatory approval, permit or construction.
Date of issue:
01/23/2026

SF - ARK01
DESIGN DEVELOPMENT
CLARKSVILLE, AR 72830

BRACED FRAME ELEVATIONS

JOB 25131
SHEET
S03-02

1/22/2026 4:22:44 PM S03-02 BRACED FRAME ELEVATIONS