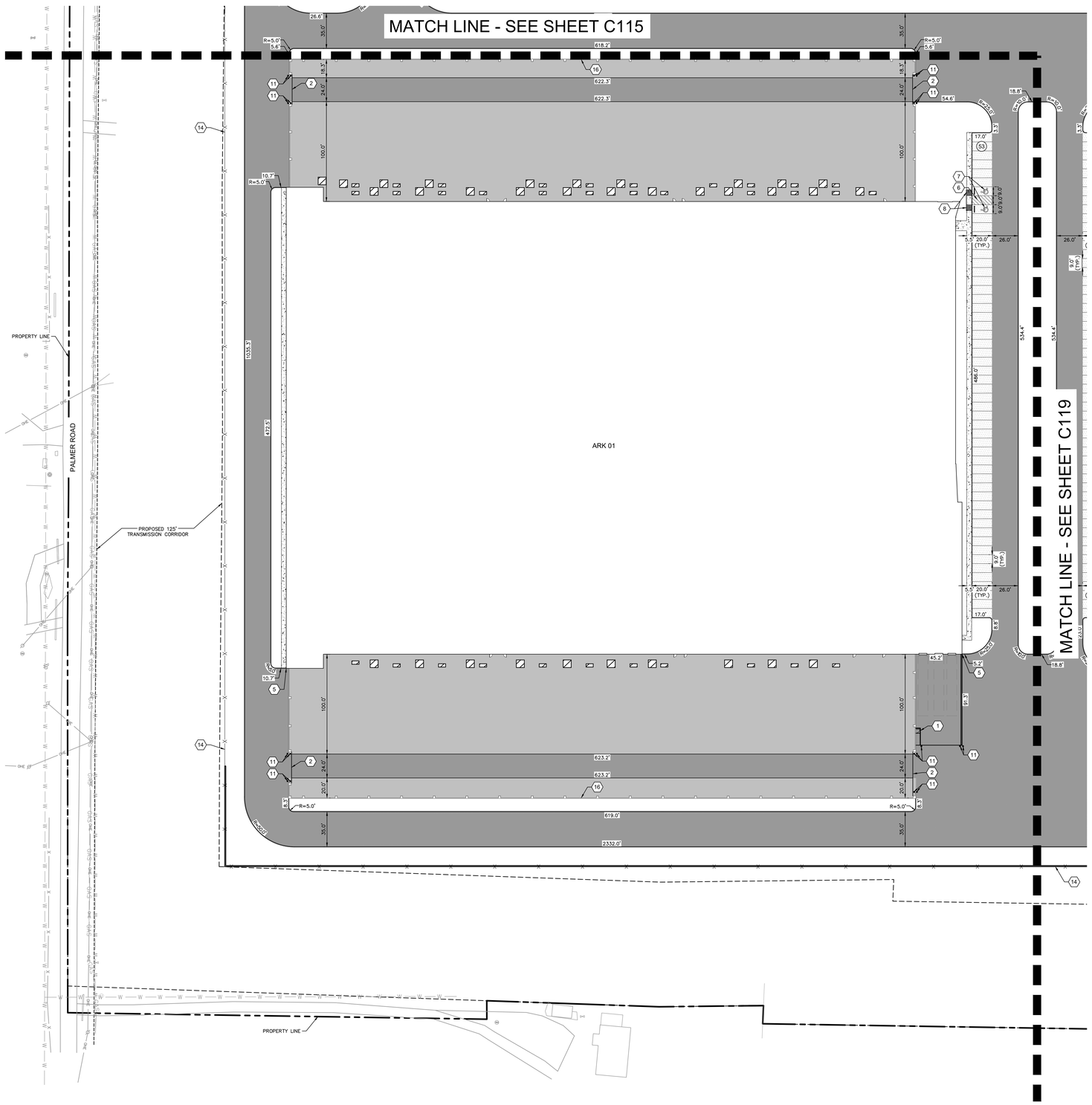

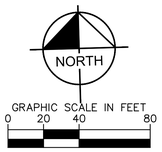

LEGEND	
	PROPERTY LINE
FL	FIRE LANE STRIPING
4	PARKING COUNT
	CURB RAMP NOT IN PUBLIC ROW
	ACCESSIBILITY SPACE
PAVING MATERIAL LEGEND	
	STANDARD DUTY CONCRETE
	MEDIUM DUTY CONCRETE
	HEAVY DUTY CONCRETE
	CONCRETE SIDEWALK
	STRUCTURAL SLABS

KEYED NOTES	
1	PROPOSED MAN DOOR IN SCREEN WALL (REF ARCHITECTURAL PLANS FOR DETAILS AND SPECIFICATIONS
2	PROPOSED GATE (REF ARCHITECTURAL PLANS FOR DETAILS AND SPECIFICATIONS)
3	PARKING LOT STRIPING; 4" SOLID WHITE STRIPE
4	PROPOSED 6" CURB.
5	END OF 6" CURB. INSTALL CURB TERMINATION.
6	4" SOLID WHITE STRIPING, 2'-0" O.C. @ 45°
7	PROPOSED ACCESSIBLE HC PARKING STALL WITH ACCESSIBLE PARKING SYMBOL AND SIGN
8	ACCESSIBLE RAMP
9	FIRE HYDRANT
10	PROPOSED SAWCUT/MATCH EXISTING PAVEMENT LINE
11	PROPOSED PIPE BOLLARD (CONTRACTOR TO NOTIFY ENGINEER FOR RELOCATION IN THE EVENT OF A CONFLICT WITH UTILITIES, FOUNDATION, ETC.)
12	PROPOSED GENERATOR PAD (REF. STRUCTURAL PLANS FOR DETAILS AND SPECIFICATIONS AND THE GEOTECHNICAL REPORT FOR PAD PREPARATION
13	PROPOSED ANTI-CLIMB FENCING (COCHRANE CLEARVU, AMERISTAR MONTAGE II OR AMERISTAR IMPASSE II)
14	PROPOSED 8' HIGH CONTINUOUS RIBBON CHAIN-LINK FENCE WITH 3 STRAND BARBED WIRE TOP
15	PROPOSED SECURITY GATE (REF ARCHITECTURAL PLANS FOR DETAILS AND SPECIFICATIONS)
16	PROPOSED SCREEN WALL (REFERENCE ARCH. AND STRUCTURAL PLANS FOR DETAILS AND SPECIFICATIONS)

GENERAL NOTES

1. DIMENSIONS ARE TO FACE OF CURB UNLESS OTHERWISE NOTED.

2. ALL RADII 3' UNLESS OTHERWISE NOTED.

3. REFER TO ARCHITECTURAL PLANS FOR SITE LIGHTING POLES AND FIXTURES AND ELECTRICAL PLAN PRIOR TO PLACING PAVEMENT.

4. REFER TO ARCHITECTURAL PLANS FOR EXACT BUILDING DIMENSIONS.

5. SIDEWALKS TO HAVE A 5% MAXIMUM RUNNING SLOPE AND A 2% MAXIMUM CROSS SLOPE IN ACCORDANCE WITH ADA REQUIREMENTS.

6. FIELD VERIFY ADA GRADES PRIOR TO PLACING PAVEMENT. CONTRACTOR SHALL CONSTRUCT ALL ACCESSIBLE ROUTES IN ACCORDANCE WITH ADA STANDARDS AND TAS.

7. REF. IRRIGATION PLANS PRIOR TO PLACING PAVEMENT.

8. CONTRACTOR SHALL BUDGET FOR ACCESSIBLE STALL STRIPING, FIRE LANE STRIPING, DIRECTIONAL ARROWS, ETC.

9. SITE LIGHTING IS BY OTHERS. REF. SITE LIGHTING PLANS FOR LOCATIONS AND DETAILS PRIOR TO PLACING PAVEMENT.

10. REF. BUILDING PLANS FOR ALL EXTERIOR STAIR DETAILS.

11. CONTRACTOR TO ADJUST EXISTING SANITARY SEWER MANHOLES, STORM SEWER MANHOLES, ELECTRICAL MANHOLES, FIRE HYDRANTS, VALVE BOXES, WATER METERS, ETC. TO MATCH PROPOSED FINISHED GRADES IF NECESSARY.

Arkansas 811
Know what's below. Call before you dig.

CAUTION!!

EXISTING UNDERGROUND UTILITIES IN THE AREA CONTRACTOR IS RESPONSIBLE FOR DETERMINING THE HORIZONTAL AND VERTICAL LOCATION OF ALL UTILITIES PRIOR TO CONSTRUCTION. CONTRACTOR SHALL BE RESPONSIBLE FOR ANY REPAIRS TO EXISTING UTILITIES DUE TO DAMAGE INCURRED DURING CONSTRUCTION. CONTRACTOR SHALL NOTIFY THE ENGINEER OF ANY DISCREPANCIES ON THE PLANS.

serverfarm
CORGAN
TGRWA STRUCTURAL ENGINEERS
kW Mission Critical Engineering Member of WSP
EP ENGINEERING PLUS
Kimley»Horn

ISSUES		
1	01/23/2026	DESIGN DEVELOPMENT

REVISIONS

Kimley»Horn

© 2026 KIMLEY-HORN AND ASSOCIATES, INC.
11700 KATY FREEWAY, SUITE 800, HOUSTON, TX 77079
PHONE: 713-789-1017
WWW.KIMLEY-HORN.COM
CERTIFICATE OF AUTHORIZATION NO. 51

NOT FOR CONSTRUCTION

This document is incomplete and may not be used for regulatory approval, permit or construction.

Date of issue:
01/23/2026

SERVERFARM - ARK01 DESIGN DEVELOPMENT

Clarksville, AR 72830

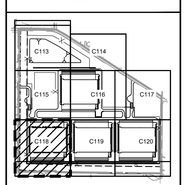

DIMENSION CONTROL AND PAVING PLAN (6 OF 8)

JOB 065011204
SHEET

C118