FIRE EXTINGUISHER MOUNTING LEGEND

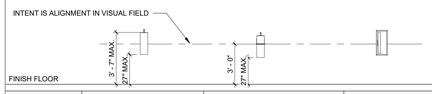

ACCESORY NAME	HOOKS	BRACKETS	CABINET
	NOTE: FROM BOTTOM OF HOOK	**NOTE:** FROM CENTER LINE OF BRACKET	**NOTE:** FROM CENTER LINE OF HANDLE

LIFE SAFETY GENERAL NOTES

1. ALL WORK SHALL CONFORM TO ALL APPLICABLE CODES, ORDINANCES, AND STATUTES.
2. REFER TO CONSULTANT/ENGINEER DRAWINGS AND SPECIFICATIONS FOR ADDITIONAL INFO.
3. THE GENERAL CONTRACTOR SHALL BE RESPONSIBLE FOR COORDINATING AND PROVIDING ALL REQUIRED LIFE SAFETY SYSTEMS INCLUDING MEANS OF EGRESS, FIRE EXTINGUISHER(S), FIRE ALARM AND DETECTION SYSTEM DURING THE COURSE OF CONSTRUCTION. SYSTEMS SHALL BE IN COMPLIANCE WITH LOCAL BUILDING CODES.
4. LOCATE AND MOUNT EMERGENCY EXIT SIGNAGE PER LOCAL FIRE DEPARTMENT/INSPECTOR/AHJ'S REQUIREMENTS. COORDINATE WITH ELECTRICAL DRAWINGS AND SPECIFICATIONS PRIOR TO PURCHASE AND INSTALLATION. THE CONTRACTOR SHALL COORDINATE EXIT SIGN LOCATIONS SHOWN ON THE LIFE SAFETY PLANS AND ELECTRICAL PLANS AND NOTIFY ARCHITECT OF DISCREPANCIES IMMEDIATELY AND PRIOR TO INSTALLING EXIT SIGNS. GC SHALL BE RESPONSIBLE FOR LOCATING AND COORDINATING ALL EXIT SIGNS WITH ELECTRICAL FIXTURES; REFER TO ELECTRICAL DRAWINGS FOR ADDITIONAL INFORMATION.
5. SEE SPECIFICATION SECTION 10 44 00 FOR FIRE EXTINGUISHER AND FIRE EXTINGUISHER CABINET INFO.
6. ALL FIRE EXTINGUISHER CABINETS SHALL HAVE SIGNAGE ON THE OUTSIDE FACE OF CABINET DOOR STATING "FIRE EXTINGUISHER" IN COLOR AND SIZE ACCEPTABLE TO LOCAL FIRE DEPARTMENT, AHJ AND/OR APPROVED BY ARCHITECT. INSTALL FIRE EXTINGUISHER PLAQUE ABOVE EACH FIRE EXTINGUISHER.
7. BOTTOM OF HOOK AND BRACKET FIRE EXTINGUISHERS SHALL BE 27" A.F.F.
8. G.C. SHALL BE RESPONSIBLE FOR PROVIDING, LOCATING, AND COORDINATING ALL TEMPORARY FIRE EXTINGUISHERS WITH LOCAL FIRE DEPARTMENT/INSPECTOR/AHJ FOR SHELL PROJECTS/SPACES.
9. PROVIDE FIRE RATED FIRE EXTINGUISHER CABINETS WITH FIRE RATING EQUIVALENT OF HOST WALL WHERE RATED HOST WALL OCCURS.
10. FOR FIRE EXTINGUISHERS MOUNTED TO EXTERIOR EQUIPMENT, GC SHALL COORDINATE LOCATION AND CONFIRM DEVICES CAN BE DIRECT MOUNTED TO EQUIPMENT, OR PROVIDE APPLICABLE DETAIL FOR MOUNTING PER EQUIPMENT MANUFACTURER REQUIREMENTS.
11. REFERENCE G00-SERIES SHEETS FOR PROJECT DATA AND CODE INFORMATION. REFERENCE G00-SERIES SHEETS REGARDING ACCESSIBILITY STANDARDS INFORMATION.
12. GENERAL CONTRACTOR SHALL COORDINATE W/ OWNER AND AHJ FOR EVACUATION PLAN REQUIREMENTS. THE GENERAL CONTRACTOR SHALL BE RESPONSIBLE FOR PROCURING AND INSTALLING REQUIRED EVACUATION PLANS THROUGHOUT FACILITY PER AHJ AND/OR OWNER DIRECTION. CONTRACTOR SHALL CONSTRUCT AND INSTALL WOOD FRAMES, 11X17 IN. COLOR AND LAMINATED EVACUATION PLANS. COORDINATE WITH OWNER FOR QUANTITY AND LOCATIONS.
13. INTERIOR FINISHES: INTERIOR WALL AND CEILING FINISHES SHALL BE CLASSIFIED IN ACCORDANCE WITH ASTM E84. SUCH INTERIOR FINISH MATERIALS SHALL BE GROUPED IN THE FOLLOWING CLASSES IN ACCORDANCE WITH THEIR FLAME SPREAD AND SMOKE DEVELOPED INDEXES.
14. FOR LATER PHASE/RENOVATION/REMODEL PROJECTS, CONFIRM LOCATION OF EXISTING FIRE SPRINKLER HEADS AND ASSIMODIFY SPRINKLER HEADS LAYOUT AND DESIGN AS REQUIRED TO COMPLY WITH FIRE PROTECTION/SPRINKLER CODE REQUIREMENTS.
15. THIS FACULTY IS PRIVATELY OWNED AND NOT OPEN TO THE PUBLIC. THE FACULTY IS OPERATIONAL 24 HOURS A DAY / 7 DAYS A WEEK. SECURITY MONITORS THE FACILITY 24 HOURS A DAY / 7 DAYS A WEEK AND AN EMERGENCY TEAM IS AVAILABLE DURING THESE TIME PERIODS.



1 FEC FLOOR PLAN - LEVEL ONE
3/64" = 1'-0"

FIRE EXTINGUISHER LEGEND

FEB-X
MOUNTING TYPE — AGENT TYPE

FECR-X	FIRE EXTINGUISHER CABINET - RECESSED
FECS-X	FIRE EXTINGUISHER CABINET - SEMI RECESSED
FECW-X	FIRE EXTINGUISHER CABINET - SURFACE MOUNTED
FEH-X	FIRE EXTINGUISHER HOOK

AGENT TYPE 'X':
MP: MULTI PURPOSE (DRY CHEMICAL)
CA: CLEAN AGENT
WC: WET CHEMICAL

CLASS A AND CLASS C FIRE EXTINGUISHERS

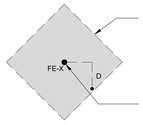

COVERAGE ARE D= DISTANCE NOT TO EXCEED 75' FROM NEXT NEAREST FIRE EXTINGUISHER

COVERAGE ARE D= DISTANCE NOT TO EXCEED 75' FROM NEXT NEAREST FIRE EXTINGUISHER

SEE SPEC. SECTION 10 44 00 FOR FIRE EXTINGUISHERS AND F.E. CABINET INFO

NOTE: PROVIDE FIRE RATED CABINET WITH EQUIVALENT FIRE RATING OF HOST WALL WHERE OCCURS

NOTE: FOR FIRE EXTINGUISHERS MOUNTED TO EXTERIOR EQUIPMENT, GC SHALL COORDINATE LOCATION AND CONFIRM DEVICES CAN BE DIRECT MOUNTED TO EQUIPMENT, OR PROVIDE APPLICABLE DETAIL FOR MOUNTING PER EQUIPMENT MANUFACTURER REQUIREMENTS.

CODE SUMMARY LEGEND

ILLUMINATED EMERGENCY EXIT SIGN, REF. TO ELEC.
ILLUMINATED EMERGENCY EXIT SIGN, REF. TO ELEC. (WALL MOUNTED)
EXIT DISCHARGE
EYE WASH STATION
AED CABINET
EXIT
KNOX BOX COORDINATE LOCATION/ REQUIREMENT WITH LOCAL BUILDING CODE
FIRE EXTINGUISHER

serverfarm
CORGAN
TGRWA STRUCTURAL ENGINEERS
kW Mission Critical Engineering Member of WSP
EP ENGINEERING PLUS
Kimley»Horn

○	ISSUES	
1	11/12/2025	CONCEPTUAL
2	12/12/2025	SCHEMATIC DESIGN
3	12/17/2025	STILL MILL ORDER
4	01/23/2026	DESIGN DEVELOPMENT
5		
6		
7		
8		
9		
10		
11		
12		
13		

△ REVISIONS

NOT FOR CONSTRUCTION

This document is incomplete and may not be used for regulatory approval, permit or construction.
Date of issue:
01/23/2026

ARK01
DESIGN DEVELOPMENT
CLARKSVILLE, AR 72830

L	K	J
G	E	C	A
H	F	D	B
P	N	M

FEC PLAN - LEVEL ONE - OVERALL

JOB 25864
SHEET
G02-01

1/23/2026 2:33:39 PM G02-01 FEC PLAN - LEVEL ONE - OVERALL