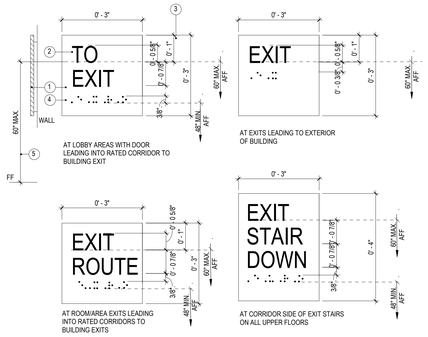

1. EXIT SIGNAGE IDENTIFICATION WITH RAISED LETTERS AND BRAILLE. BRAILLE SHALL MATCH BACKGROUND FINISH. CHARACTERS, SYMBOLS AND THEIR BACKGROUND SHALL HAVE A NON-GLARE FINISH. CHARACTERS AND SYMBOLS SHALL CONTRAST WITH THEIR BACKGROUND EITHER LIGHT ON A DARK BACKGROUND OR DARK ON A LIGHT BACKGROUND.
2. CHARACTERS TO BE SELECTED FROM FONTS WHERE THE WIDTH OF THE UPPERCASE LETTER "O" IS 60 PERCENT MIN AND 110 PERCENT MAX OF THE HEIGHT OF THE UPPERCASE LETTER "I". CHARACTER HEIGHT TO BE 5/8 INCH MIN AND 2 INCHES MAX, BASED ON THE HEIGHT OF THE UPPERCASE LETTER "I". STROKE THICKNESS OF THE UPPERCASE LETTER "I" SHALL BE 15 PERCENT MAX OF THE HEIGHT OF THE CHARACTER.
3. CHARACTERS ON SIGNS TO BE RAISED 1/32" MIN. AND TO BE SAN SERIF UPPERCASE CHARACTERS ACCOMPANIED BY GRADE 2. BRAILLE TO BE CONTRACTED (GRADE 2)
4. CONTRACTED GRADE 2 BRAILLE TO BE USED WHEREVER BRAILLE IS REQUIRED IN OTHER PORTIONS OF THESE STANDARDS. DOTS TO HAVE A DOMED OR ROUNDED SHAPE.
5. WHERE A TACTILE SIGN IS PROVIDED AT A DOOR FOR ROOMS AND SPACES, SIGNS TO BE LOCATED ALONGSIDE THE DOOR AT THE LATCH SIDE. WHERE A TACTILE SIGN IS PROVIDED AT DOUBLE DOORS WITH ONE ACTIVE LEAF, THE SIGN TO BE LOCATED ON THE INACTIVE LEAF. WHERE A TACTILE SIGN IS PROVIDED AT DOUBLE DOORS WITH TWO ACTIVE LEAFS, THE SIGN SHALL BE LOCATED TO THE RIGHT OF THE RIGHT HAND DOOR.
WHERE THERE IS NO WALL SPACE ON THE LATCH SIDE, OR AT THE RIGHT SIDE OF DOUBLE LEAF DOORS, SIGNS SHALL BE LOCATED ON THE NEAREST ADJACENT WALL. SIGNS SHALL BE LOCATED SO THAT A CLEAR FLOOR SPACE OF 18"MIN x 18" MIN CENTERED ON THE TACTILE CHARACTER IS PROVIDED BEYOND THE ARC OF ANY DOOR SWING BETWEEN THE CLOSED POSITION AND 45 DEGREES OPEN POSITION.

8 ACCESSIBLE TACTILE EXIT SIGNAGE - ANSI A 117.1 SEC 703.3 THRU SEC 703.4
6" = 1'-0"

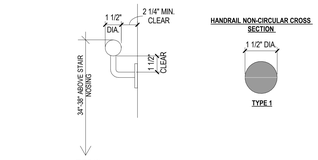

NOTE:
1. MOUNTING HEIGHT IS 34"-38" TO TOP OF GRIPPING SURFACE ABOVE STAIR NOSINGS.
2. SURFACE OF HANDRAIL SHALL BE SMOOTH WITH NO SHARP EDGES.
3. EDGES OF HANDRAILS HAVE A MINIMUM RADIUS OF 1/8" AND NOT ROTATE WITHIN FITTINGS
4. PROVIDE BACKING INSIDE WALL AS REQUIRED.

5 ACCESSIBLE STAIR HANDRAIL REQUIREMENTS - ANSI A 117.1 SEC 505
1 : 5

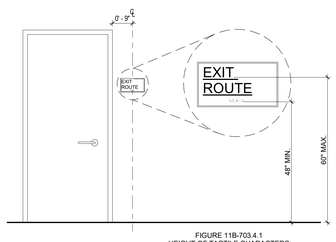

FIGURE 11B-703.4.1
HEIGHT OF TACTILE CHARACTERS ABOVE FINISH FLOOR OR GROUND

13 TYPICAL ACCESSIBILITY - TACTILE EXIT SIGN - ANSI A 117.1 SEC 703.10, 703.11
1/2" = 1'-0"

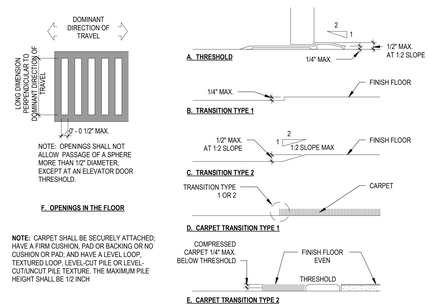

4 ACCESSIBLE FLOOR TRANSITIONS - ANSI A 117.1 SEC 302, 303
3" = 1'-0"

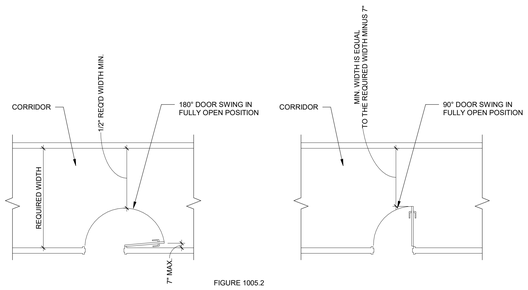

12 DOOR SWING AND ENCROACHMENT
1/4" = 1'-0"

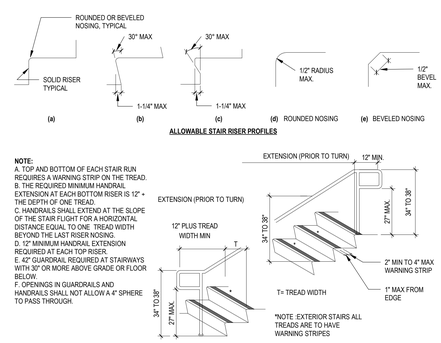

7 ACCESSIBLE STAIR REQUIREMENTS - ANSI A 117.1 SEC 504
1" = 1'-0"

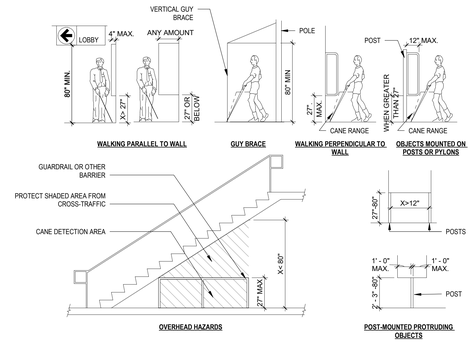

3 ACCESSIBLE PATH OF TRAVEL HAZARDS - ANSI A 117.1 SEC 307
1/4" = 1'-0"

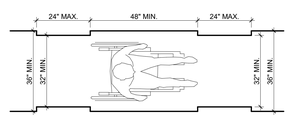

THE RUNNING SLOPE OF WALKING SURFACES SHALL NOT BE STEEPER THAN 1:20. THE CROSS SLOPE OF WALKING SURFACES SHALL NOT BE STEEPER THAN 1:48. EXCEPT AS PROVIDED IN 403.5.2 AND 403.5.3, THE CLEAR WIDTH OF WALKING SURFACES SHALL BE 36 INCHES (915 MM) MINIMUM.

11 TYPICAL ACCESSIBLE ROUTE - ANSI A 117.1 SEC 403.5.1
1/2" = 1'-0"

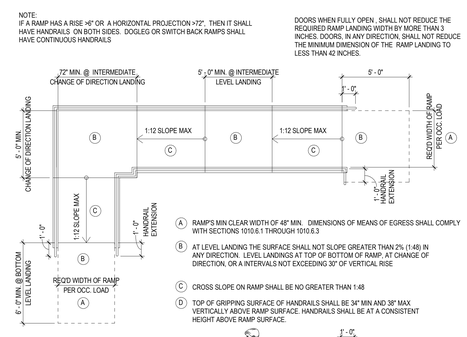

6 ACCESSIBLE RAMPS - ANSI A 117.1 SEC 405
1/4" = 1'-0"

10 ACCESSIBLE CURB RAMP - ANSI A 117.1 SEC 406
1 : 50

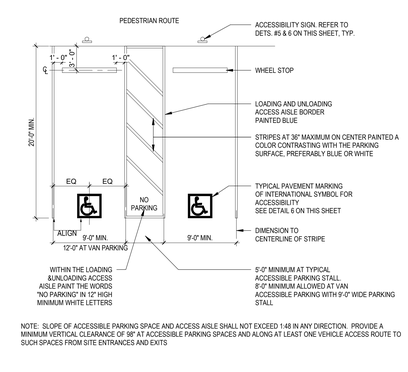

2 ACCESSIBLE PARKING STALL - DOUBLE - ANSI A 117.1 SEC 502.2 THRU 502.8
1 : 80

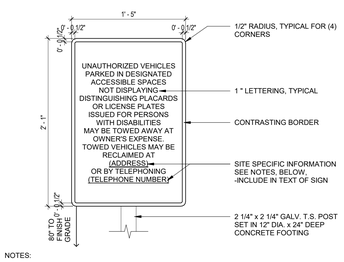

NOTES:

POST SIGN IN CONSPICUOUS PLACE AT THE ENTRANCE TO OFF-STREET PARKING AREAS.

CONTRACTOR SHALL VERIFY ADDRESS AND TELEPHONE NUMBER, WHERE TOWED VEHICLES MAY BE RECLAIMED, WITH LOCAL POLICE DEPARTMENT

1 VEHICLE SIGNAGE - ANSI A 117.1 SEC 502.7
1 1/2" = 1'-0"

serverfarm
CORGAN
TGRWA STRUCTURAL ENGINEERS
kW Mission Critical Engineering Member of WSP
EP ENGINEERING PLUS
Kimley»Horn

ISSUES		
1	11/12/2025	CONCEPTUAL
2	12/12/2025	SCHEMATIC DESIGN
3	12/17/2025	STILL MILL ORDER
4	01/23/2026	DESIGN DEVELOPMENT
5		
6		
7		
8		
9		
10		
11		
12		
13		

REVISIONS

NOT FOR CONSTRUCTION

This document is incomplete and may not be used for regulatory approval, permit or construction.
Date of issue:
01/23/2026

ARK01
DESIGN DEVELOPMENT
CLARKSVILLE, AR 72830

ACCESSIBILITY STANDARDS

JOB 25864
SHEET
G00-20

1/23/2026 2:32:22 PM G00-20 ACCESSIBILITY STANDARDS