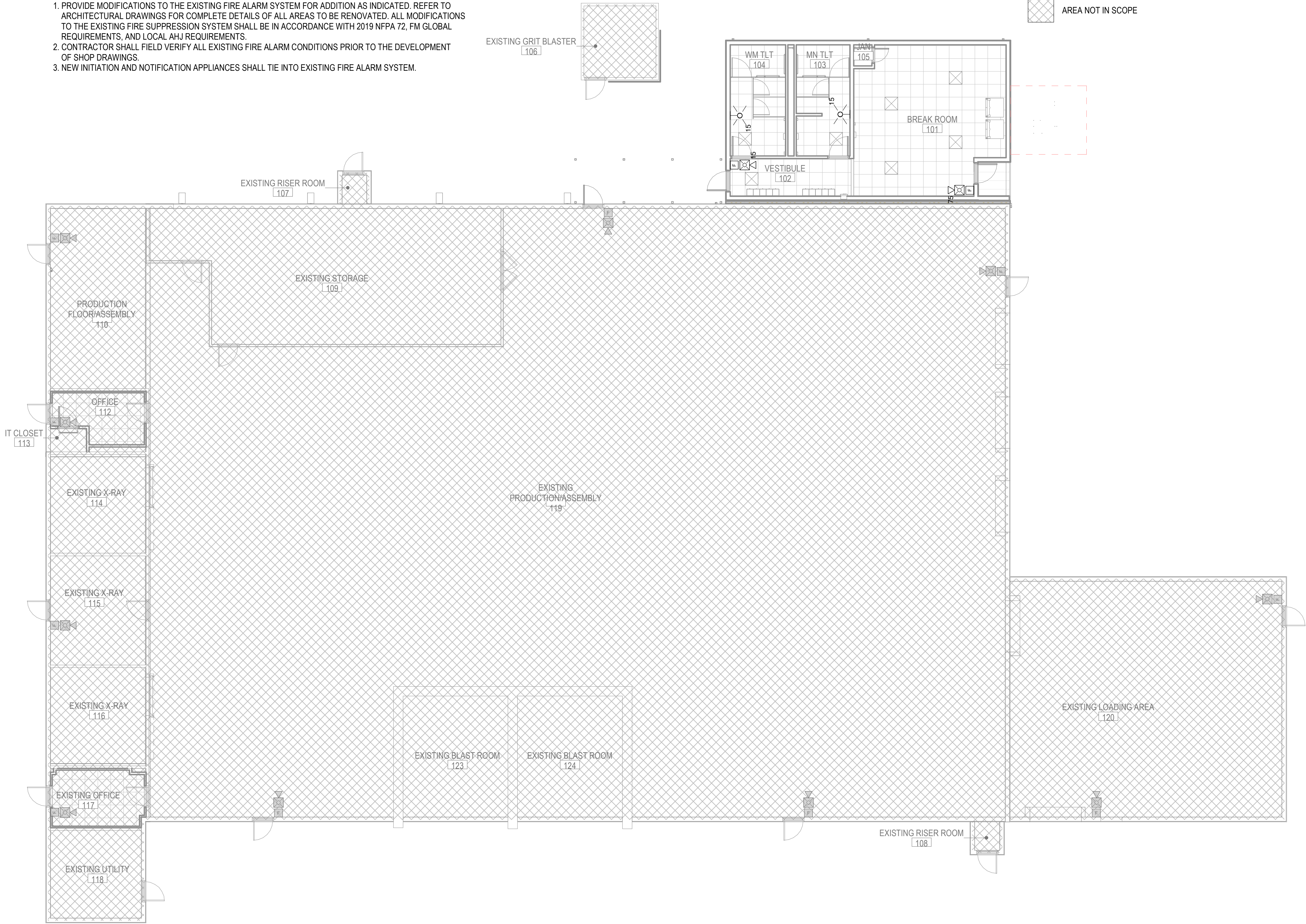
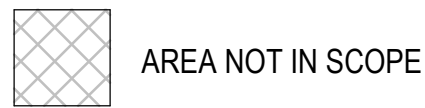


NOTE:

1. PROVIDE MODIFICATIONS TO THE EXISTING FIRE ALARM SYSTEM FOR ADDITION AS INDICATED. REFER TO ARCHITECTURAL DRAWINGS FOR COMPLETE DETAILS OF ALL AREAS TO BE RENOVATED. ALL MODIFICATIONS TO THE EXISTING FIRE SUPPRESSION SYSTEM SHALL BE IN ACCORDANCE WITH 2019 NFPA 72, FM GLOBAL REQUIREMENTS, AND LOCAL AHJ REQUIREMENTS.
2. CONTRACTOR SHALL FIELD VERIFY ALL EXISTING FIRE ALARM CONDITIONS PRIOR TO THE DEVELOPMENT OF SHOP DRAWINGS.
3. NEW INITIATION AND NOTIFICATION APPLIANCES SHALL TIE INTO EXISTING FIRE ALARM SYSTEM.

LEGEND



Project

AEROJET BUILDING E33
OFFICE EXPANSION
EAST CAMDEN,
ARKANSAS


Design Phase

CONSTRUCTION
DOCUMENTS

Revisions

| No. | Date | Description |
|-----|------|-------------|
| | | |
| | | |
| | | |
| | | |
| | | |
| | | |
| | | |
| | | |
| | | |

Stamp



12-19-2024

Notes

1. CROMWELL ARCHITECTS ENGINEERS, INC. ALL RIGHTS RESERVED
2. THIS SHEET DESIGNED FOR COLOR PRINTING. CRITICAL INFORMATION MAY BE LOST WITH BLACK AND WHITE PRINTING.

Project Number

2024-134

Issue Date

12-19-2024

Sheet Title

FIRE ALARM CEILING
PLAN

Sheet Number

FA101