

Project

AEROJET BUILDING E33  
OFFICE EXPANSION  
EAST CAMDEN,  
ARKANSAS


Design Phase

CONSTRUCTION  
DOCUMENTS

Revisions

No.	Date	Description

Stamp



12-19-2024

Notes

1. CROMWELL ARCHITECTS ENGINEERS, INC.  
ALL RIGHTS RESERVED
2. THIS SHEET DESIGNED FOR COLOR PRINTING.  
CRITICAL INFORMATION MAY BE LOST WITH  
BLACK AND WHITE PRINTING.

Project Number

2024-134

Issue Date

12-19-2024

Sheet Title

ENLARGED  
ELECTRICAL  
DEMOLITION PLANS

Sheet Number

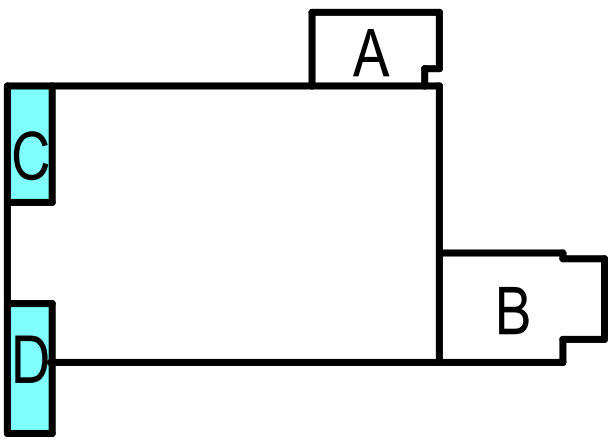
ED401

GENERAL NOTES:

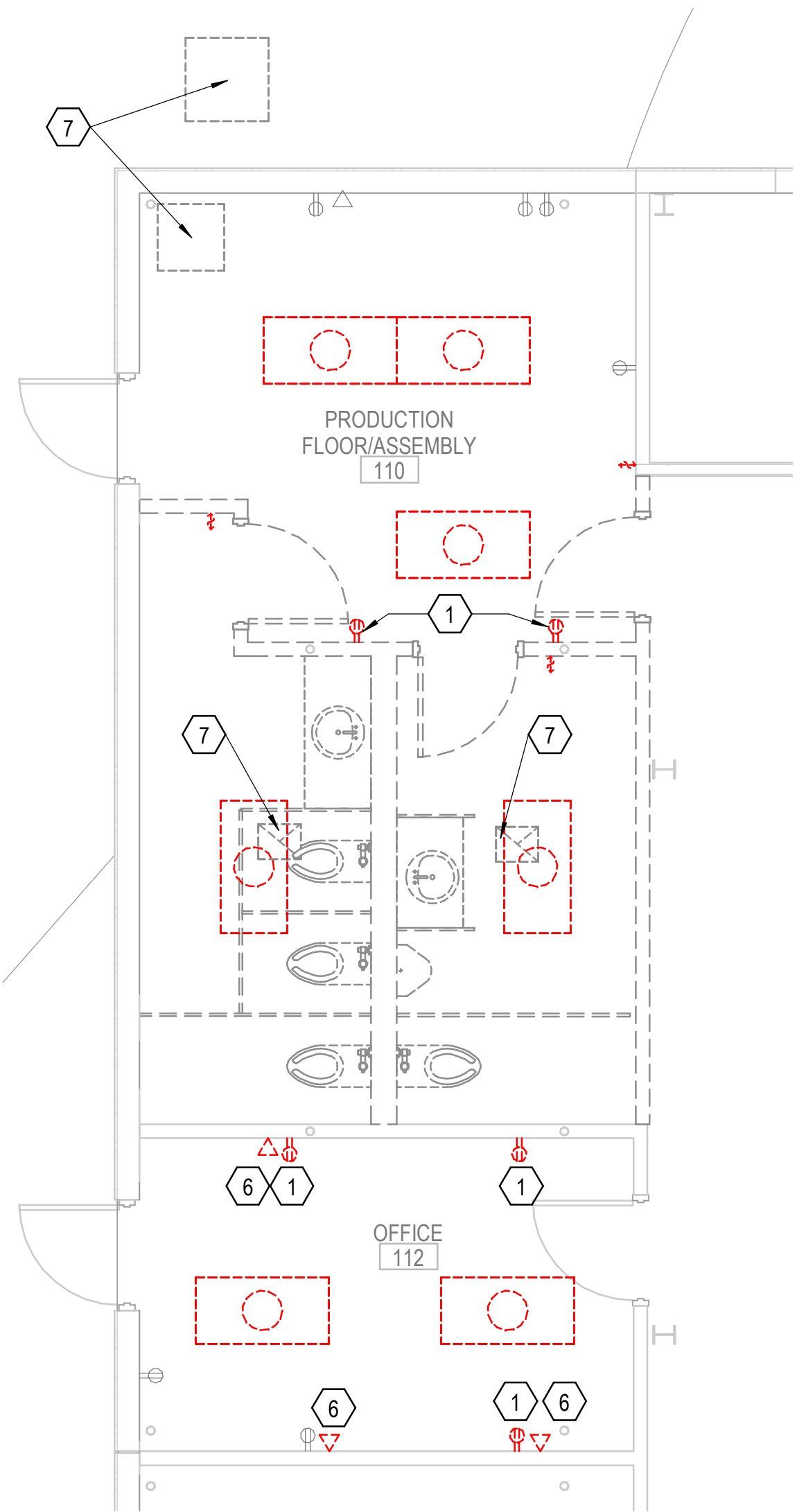
- A. INFORMATION REGARDING EXISTING CONDITIONS WAS TAKEN FROM RECORD DRAWINGS. CONTRACTORS SHALL VERIFY AND DOCUMENT EXISTING CONDITIONS PRIOR TO DEMOLITION.
- B. DISCONNECT DEVICES ON WALLS BEING DEMOLISHED. MODIFY CIRCUITS AS REQUIRED IF OTHER DEVICES ARE TO REMAIN ON THE CIRCUIT SO THAT THE DEVICES REMAIN OPERATIONAL OR REMOVE CONDUCTORS BACK TO PANELBOARD IF ALL DEVICES ARE BEING REMOVED ON A CIRCUIT, AND MARK CIRCUIT BREAKER AS SPARE. REMOVE PLENUM RATED DATA CABLING TO ABOVE NEAREST ACCESSIBLE CEILING, COIL AND TAG AS "FUTURE". REMOVE NON-PLENUM RATED DATA CABLING IN ITS ENTIRETY.
- C. DISCONNECT AND REMOVE ALL LIGHT FIXTURES AND LIGHTING CONTROLS IN ALL SPACES WHETHER SHOWN OR NOT. PROTECT AND RETAIN CIRCUITS FOR REUSE.
- D. COORDINATE WITH OTHER DISCIPLINES FOR COMPLETE DEMOLITION.
- E. OWNER HAS THE FIRST RIGHT TO REFUSAL OF ALL DEMOLISHED LIGHT FIXTURES.

KEYED NOTES:

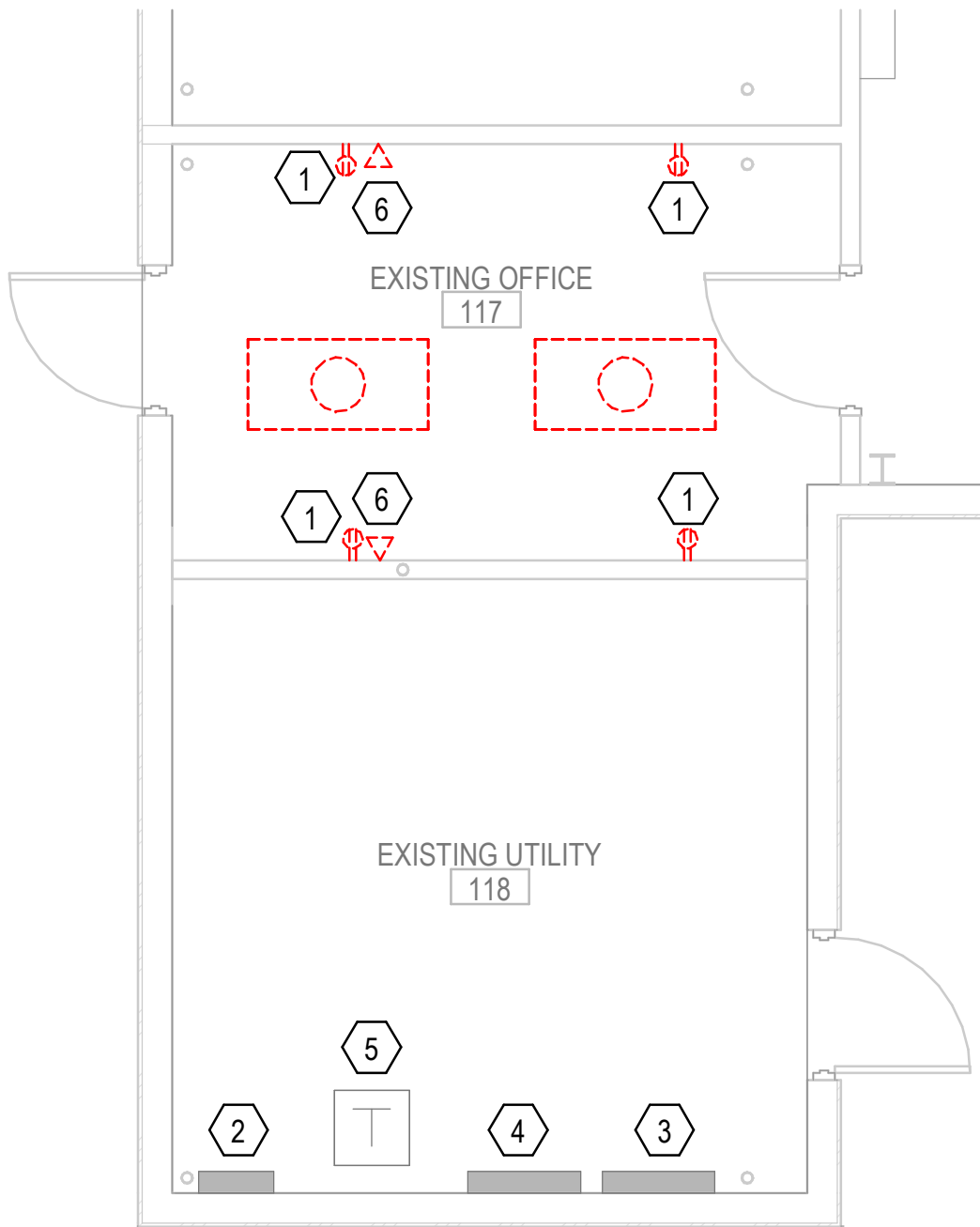
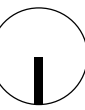
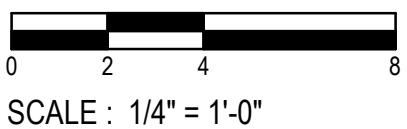
- 1 DEMO RECEPTACLE IF ANY. RETAIN CIRCUIT FOR NEW RECEPTACLES.
- 2 EXISTING PANEL D.
- 3 EXISTING MAIN PANEL SECTION #1.
- 4 EXISTING MAIN PANEL SECTION #2.
- 5 EXISTING 75 KVA TRANSFORMER.
- 6 DEMO DATA OUTLET AND CABLING BACK TO IT CLOSET.
- 7 DISCONNECT MECHANICAL EQUIPMENT FOR REMOVAL.



KEY PLAN



1 ENLARGED DEMOLITION PLAN - AREA C  
1/4" = 1'-0"



2 ENLARGED DEMOLITION PLAN - AREA D  
1/4" = 1'-0"

