FAN SCHEDULE

TAG	LOCATION	AREA SERVED	FAN DATA										ELECTRICAL			OPERATIONAL WEIGHT (LBS)	MANUFACTURER	MODEL	NOTES
			FAN TYPE	DRIVE TYPE	BLADE TYPE	AIR FLOW (CFM)	ESP (IN W.G)	FAN RPM	BHP	MOTOR HP	MOTOR RPM	MOTOR ENCLOSURE	V	PH	HZ				
FA-0302-301	REG WASTE SHREDDER ENCLOSURE	REG WASTE SHREDDER ENCLOSURE	CENTRIFUGAL INLINE	DIRECT	BACKWARD INCLINED	2935	1.485	1750	1.14	1 1/2	1750	TEFC	460	3	60	131	GREENHECK	SQ-15	1, 4-6
FA-0302-302	REG WASTE SHREDDER PLATFORM	REG WASTE SHREDDER PLATFORM	CENTRIFUGAL UPBLAST	DIRECT	BACKWARD INCLINED	1152	0.254	1725	0.23	1/4	1725	EXP	115	1	60	63	GREENHECK	CUE-099	2, 3, 5, 6
FA-0404-303	APRON CONVEYER ENCLOSURE	APRON CONVEYER ENCLOSURE	CENTRIFUGAL INLINE	DIRECT	BACKWARD INCLINED	5597	0.521	1750	1.25	1 1/2	1750	TEFC	460	3	60	148	GREENHECK	SQ-16	1, 4-6

NOTES:

1. PROVIDE MOTOR WITH 1.15 SERVICE FACTOR, CLASS F INSULATION, AND THERMAL OVERLOAD PROTECTION.
2. ALUMINUM CONSTRUCTION WITH TYPE B SPARK RESISTANCE.
3. PROVIDE MOTOR WITH 1.00 SERVICE FACTOR, CLASS B INSULATION, AND THERMAL OVERLOAD PROTECTION.
4. PROVIDE WITH BACKDRAFT DAMPER.
5. PROVIDE FAN WITH 1" SPRING VIBRATION ISOLATORS.
6. PROVIDE FAN WITH INLET GUARD TO MATCH FAN MATERIALS.

LOUVER SCHEDULE

Tag	Location	Area Served	Description	Size (WxH)(Inch)	Nominal Depth (Inch)	Free Area (SQ FT)	Air Flow (CFM)	Free Area Velocity (FPM)	S.P. (In W.G.)	Material	Frame Type	Manufacturer	Model	Notes
L-0302-106	REG WASTE SHREDDER ENCLOSURE	REG WASTE SHREDDER ENCLOSURE	INTAKE	36x36	6	4.8	2935	614	0.04	ALUMINUM	CHANNEL	GREENHECK	EAD-635	1
L-0302-107	REG WASTE SHREDDER PLATFORM	REG WASTE SHREDDER PLATFORM	INTAKE	30x20	6	1.8	1152	640	0.05	ALUMINUM	CHANNEL	GREENHECK	EAD-635	1
L-0404-108	APRON CONVEYOR ENCLOSURE	APRON CONVEYOR ENCLOSURE	INTAKE	54x24	6	4.5	2799	626	0.05	ALUMINUM	CHANNEL	GREENHECK	EAD-635	1
L-0404-109	APRON CONVEYOR ENCLOSURE	APRON CONVEYOR ENCLOSURE	INTAKE	54x24	6	4.5	2799	626	0.05	ALUMINUM	CHANNEL	GREENHECK	EAD-635	1
L-0302-110	STORAGE AREA 5TH FLOOR	STORAGE AREA 5TH FLOOR	INTAKE	36x56	6	7.82	-	-	-	ALUMINUM	CHANNEL	GREENHECK	EAD-635	1
L-0302-111	STORAGE AREA 5TH FLOOR	STORAGE AREA 5TH FLOOR	EXHAUST	36x56	6	7.82	-	-	-	ALUMINUM	CHANNEL	GREENHECK	EAD-635	1

NORTH LOUVER

SOUTH LOUVER

NOTES:

1. PROVIDE WITH A 1/2" x 1/2" BIRD SCREEN IN REMOVABLE ~~FROM~~ ON INTERIOR SIDE OF LOUVER.

FORM

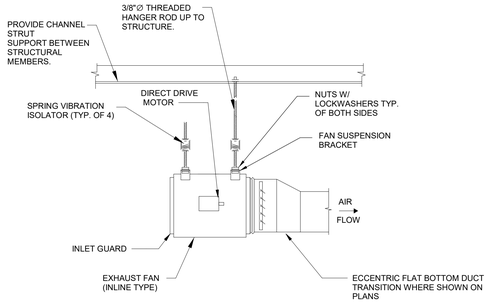

NOTE:

PROVIDE ADEQUATE SERVICE SPACE AROUND FAN FOR FAN REMOVAL MOTOR, BELT & DRIVE ACCESS.

DETAIL 1
NOT TO SCALE

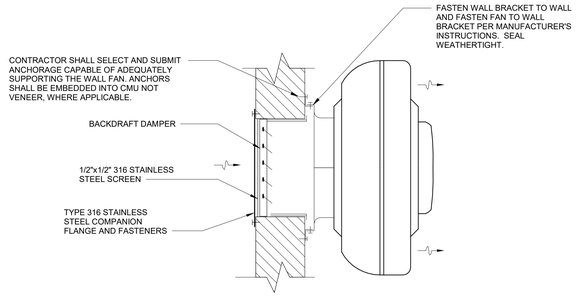

WALL-MOUNTED CENTRIFUGAL EXHAUST FAN

DETAIL 3
NOT TO SCALE

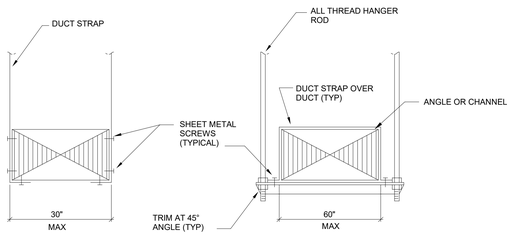

NOTE:

DUCT SUPPORT MATERIALS TO MATCH DUCTWORK.

DETAIL 2
NOT TO SCALE

FULL SCALE DRAWING SHEET SIZE: 30"x42" ARCH E1

FIELD VERIFY ALL EXISTING CONDITIONS

DO NOT SCALE DRAWINGS

REV	DESCRIPTION	BY	DATE

CLIENT: VEOLIA

PROJECT: HAZARDOUS WASTE INCINERATOR PROJECT

VEOLIA

811 HASLEY ROAD, ARKADELPHIA, AR 71923

TITLE: MECHANICAL SCHEDULE/DETAILS BULK WASTE BUILDING

VGS DRAWING NO. VGS-MEC-0300-PLN-3006 | REV. 0 | SIZE E