POLK
STANLEY
WILCOX

SIMMONS BANK LR HANGER

SIMMONS BANK

LITTLE ROCK, AR

BUILDING INFORMATION REFER ALSO TO INCLUDED LIFE SAFETY DRAWINGS

PROJECT NAME	SIMMONS BANK - LITTLE ROCK AIRPLANE HANGAR
PROJECT DESCRIPTION:	• EXISTING, 1 STORY AIRPLANE HANGAR WITH ATTACHED OFFICES AND WAITING AREA.
OCCUPANCY AND USE SEPARATION:	• THE BUILDING IS BROKEN INTO TWO WINGS (BUSINESS B) PILOT OFFICES, RESTROOMS, AND A PASSENGER WAITING AREA AND THE OPEN HANGAR (STORAGE S-1) .
FIRE PROTECTION (CH 9):	• THE BUILDING IS FULLY SPRINKLERED (CH 9)
PROJECT SIZE (GROSS SQUARE FEET)	• 14,963 SF TOTAL
CONSTRUCTION TYPE (601)	• TYPE II-B, PROTECTED / TYPE II (111)
SEPARATION DISTANCE (602)	• 30' SEPARATION DISTANCES ARE PROVIDED ON ALL SIDES OF THE BUILDING.

CODE SEARCH

APPLICABLE BUILDING CODE FOR PROJECT:
2021 ARKANSAS FIRE PREVENTION CODE VOL 1, BUILDING [BASED ON THE 2021 INTERNATIONAL BUILDING CODE WITH AMENDMENTS]

USE AND OCCUPANCY CLASSIFICATION - CHAPTER 3

PRIMARY OCCUPANCY : STORAGE - S-1 (311.2)
ADDITIONAL OCCUPANCY : BUSINESS - B (304.1)
ACCESSORY OCCUPANCY : N/A

NOTES:
- REFER TO CH 4 NOTES BELOW FOR AIRCRAFT HANGAR AREA(S).

SPECIAL OCCUPANCIES- CHAPTER 4

(IBC SECT. 412) AIRCRAFT RELATED OCCUPANCY

SECT. 412.5.6 : AIRCRAFT HANGARS SHALL BE PROVIDED WITH FIRE SUPRESSION AS REQUIRED BY NFPA 409.

AREA AND HEIGHT- CHAPTER 5

TABLE 504.3, 504.4 - HEIGHT (S-1, CONSTR. II-B)

ALLOWABLE HEIGHT = 4 STORIES / 75 FT. MAX.
ACTUAL HEIGHT = 1 STORIES / 41'-6" @ HANGAR

NOTES:
- ALLOWABLE HEIGHT AND STORY INCREASE DUE TO SPRINKLER SYSTEM INSTALLATION (504.2) - NOT REQUIRED

TABLE 506.2 - AREA (S-1, CONSTR. II-B)

ALLOWABLE AREA/STORY = 70,000 SF
LARGEST ACTUAL STORY AREA = 14,474 SF

**506.2.1 OR 506.3 FRONTAGE INCREASE NEEDED =*
A_a = [70,000] +[17,500 x 0] = 87,500 SF

ALLOWABLE AREA PER 506.3 = 87,500 SF

TOTAL GROSS FLOOR AREA		MAIN OCCUPANCY		ACCESSORY OCCUPANCY (<10% OF FLOOR)
HANGAR:	11,970 SF	STORAGE (S-2):	11,970 SF	
OFFICE/WAITING:	2,198 SF	BUSINESS (B):	2,198 SF	
14,168 SF TOTAL				

NOTES:
- ALLOWABLE BUILDING AREA INCREASE DUE TO SPRINKLER SYSTEM (506.3) - NOT REQUIRED, REFER TO CALCULATION.
- ALLOWABLE BUILDING AREA INCREASE DUE TO STREET FRONTAGE (506.2) - NOT REQUIRED
- MIXED OCCUPANCIES (STORAGE S-1 & BUSINESS B)

TABLE 509.1 - INCIDENTAL AREAS

NOTES:
- NO INCIDENTAL USES REQUIRING SPECIAL RATINGS OCCUR IN THIS PROJECT.

TYPES OF CONSTRUCTION - CHAPTER 6

TABLE 601 - FIRE RESISTANCE RATING REQT'S

CONSTRUCTION TYPE = III-B

PRIMARY STRUCTURAL FRAME	=	0 HR (NOT RATED)
EXTERIOR BEARING WALLS	=	N/A
EXTERIOR NON-BEARING WALLS	=	0 HR UNLESS DRIVEN BY FIRE SEPARATION DISTANCE (TABLE 602)
INTERIOR BEARING WALLS	=	N/A
INTERIOR NON-BEARING WALLS	=	0 HR UNLESS SPECIAL ROOM USE PER LIFE SAFETY PLAN
FLOOR AND SECONDARY SUPPORTS	=	0 HR
ROOF AND SECONDARY SUPPORTS	=	0 HR

NOTES:
- REFER TO LIFE SAFETY PLANS FOR LOCATIONS OF INDIVIDUAL RATED ROOM OR SHAFT LOCATIONS
- REFER TO LIFE SAFETY SECTIONS FOR VERTICAL CONNECTIVITY DIAGRAMS
- REFER TO LIFE SAFETY SITE DIAGRAM FOR FIRE SEPARATION DISTANCES, ALL SIDES

TABLE 602 - SEPARATION DISTANCE

A PORTION OF THE SOUTH EXTERIOR WALL IS LESS THAN 30' FROM THE ADJACENT LOT LINE AND REQUIRES A 1 HR. RATING. REFER TO THE LIFE SAFETY PLAN FOR RATED WALL EXTENTS.

RATED CONSTRUCTION AND ASSEMBLIES - CHAPTER 7

RATED CONSTRUCTION ASSEMBLY DESCRIPTION WITH UL LISTING

PRIMARY STRUCTURE: COLUMNS: SPRAYED FIREPROOFING
- X-829/UL 263 (1 HR RATING REQUIRED)

FLOOR CONSTRUCTION: CONCRETE SLAB ON GRADE

ROOF CONSTRUCTION: METAL DECK AND SPRAY APPLIED COATING ON BEAMS
- UL D907(1 HR RATING REQUIRED)

NON-BEARING WALLS: 1 HR GYPSUM BD. SHAFTWALLS: U469

STANDARD FIRESTOP ASSEMBLIES

FLOOR PENETRATIONS; SELF LEVELING FIRESTOP SEALANT:
- HILTI CP604 (BS 476-20 ; FM APPROVAL - CLASS 4990)

RATED WALL PENETRATIONS:
-HILTI FS-ONE (AS PART OF TESTED SYSTEM FOR WALL TYPE & OBJECT PENETRATING)

CABLE PENETRATIONS AT RATED ELECTRICAL ROOMS:
-SPEED SLEEVE, HILTI CP 653 SYSTEM (UL W-L-2537 SYSTEM)

FLOOR TO WALL, HEAD OF WALL, AND WALL TO WALL:
- FLEXIBLE FIRESTOP SEALANT, HILTI CP 606 (AS PART OF TESTED SYSTEM FOR APPLICATION)

GC NOTE: REFER TO SPECIFICATIONS FOR ADDITIONAL FIRESTOPPING INFORMATION AND SUBMITTAL DRAWING REQUIREMENTS. ALTERNATE FIRESTOPPING SYSTEMS WILL BE CONSIDERED UPON SUBMISSION TO AND REVIEW BY THE ARCHITECT.

MEANS OF EGRESS - CHAPTER 10

TABLE 1004.5 - PROJECT OCCUPANT LOADS

BUSINESS AREAS (PRIMARY) = 150 GROSS
AIRCRAFT HANGAR = 500 GROSS

TOTAL FLOOR OCCUPANCY		FLOOR OCCUPANCY BY USAGE			
FLOOR 1 TOTAL:	39 OCCUPANTS	FLOOR 1:	BUSINESS AREAS	(2,198 SF ÷ 150)	= 15 OCCUPANTS
			AIRCRAFT HANGAR	(11,970 SF ÷ 500)	= 24 OCCUPANTS
BUILDING TOTAL:	39 OCCUPANTS				

1004.7 - OUTDOOR AREAS

NOTES:
- NO OCCUPIED EXTERIOR SPACES ARE INCLUDED IN THIS PROJECT

CH 10 EGRESS COMPONENTS - NUMBER, WIDTH, AND/OR RATINGS

COMPONENT	REQUIRED NUMBER / WIDTH / RATING	PROVIDED NUMBER / WIDTH / RATING
EGRESS WIDTH AT STAIRWAYS - 1005.3.1	N/A (NONE IN BUILDING)	N/A (NONE IN BUILDING)
EGRESS WIDTH AT OTHER COMPONENTS - 1005.3.2	WIDTH OF COMPONENT = MAX OCC. LOAD SERVED X .15" *(*MIN CORRIDOR WIDTH = 44" PER TABLE 1018.2)*	VARIES. REFER TO LIFE SAFETY PLANS FOR OCCUPANT COUNT REQUIRED / PROVIDED AT DOORS AND CORRIDORS
ELEVATOR AS ACCESSIBLE MEANS OF EGRESS - 1009.2.1	NOT REQUIRED IN BUILDINGS 3 STORIES OR LESS	N/A (NONE IN BUILDING)
ACCESSIBLE AREA OF REFUGE - 1009.3.3 (EX 2)	NOT REQUIRED IN FULLY SPRINKLERED BUILDIGNS.	WHEELCHAIR SPACE (ONLY) PROVIDED AT STAIR LANDINGS.
INTERIOR EXIT STAIR RATING - 1023.2	1 HR WHEN CONNECTING LESS THAN 4 STORIES	1 HR
EXIT ACCESS STAIRWAY RATING - 1019.3	NO ENCLOSURE REQUIRED WHEN CONNECTING TWO FLOORS	N/A (NONE IN PROJECT)
COMMON PATH OF TRAVEL (MAX) - TABLE 1006.2.1	100' (SPRINKLERED)	<100'
EXIT ACCESS TRAVEL DISTANCE (MAX) - TABLE 1017.2	300' (SPRINKLERED) (DEAD END< 50' PER 1020.5)	<300' (<50' AT ALL DEAD ENDS)
CORRIDOR RATING - TABLE 1020.2	NO RATING IN FULLY SPRINKLERED BUILDING	0 HR (NO RATED CORRIDORS)
EXITS REQUIRED - TABLE 1006.3.3	2 EXITS PER STORY (1-500 PEOPLE)	MINIMUM OF 2 EXITS PROVIDED AT EACH STORY
HORIZONTAL EXITS - 1026.2	MINIMUM 2 HR SEPARATION	N/A (NONE IN PROJECT)
EXIT DISCHARGE - 1028.2 (EX 1)	< 50% OF STAIRS MAY EXIT INTO THE BUILDING	ALL STAIRS EXIT TO THE EXTERIOR AT GRADE
ASSEMBLY OCCUPANCIES - 1030	MISC. PROVISIONS FOR EGRESS AND LOBBIES	ALL ASSEMBLY SPACES ARE SINGLE FLOOR ROOMS < 100 OCC.

SPECIAL INSPECTIONS - CHAPTER 17

REFER TO SPECIFICATIONS FOR SPECIAL INSPECTION REQUIREMENTS.

NO SILICONE SEALANT ALLOWED ON PROJECT PER INTERNATIONAL FIRE CODE SECT. 2404.3.2.1

GENERAL

SHEET NO.	SHEET NAME	ISSUE DATE	LATEST REVISION DATE	REVISION DESCRIPTION
G001	COVER SHEET	08/28/26		

LIFE SAFETY

SHEET NO.	SHEET NAME	ISSUE DATE	LATEST REVISION DATE	REVISION DESCRIPTION
ALS 01	FIRST FLOOR LIFE SAFETY PLAN	08/28/26		

DEMOLITION

SHEET NO.	SHEET NAME	ISSUE DATE	LATEST REVISION DATE	REVISION DESCRIPTION
D101	DEMOLITION PLAN	08/28/26		

ARCHITECTURAL

SHEET NO.	SHEET NAME	ISSUE DATE	LATEST REVISION DATE	REVISION DESCRIPTION
A000	GENERAL INFORMATION, ABBREVIATIONS, MOUNTING HEIGHTS AND CLEARANCES, AND MATERIALS	08/28/26		
A001	FINISHES AND MATERIAL INFORMATION	--		
A002	ARCHITECTURAL SITE PLAN	08/28/26		
A101	OVERALL NOTE PLAN	08/28/26		
A102	OFFICE/WAITING NOTE PLAN	08/28/26		
A102D	OFFICE/WAITING DIMENSION PLAN	08/28/26		
A201	OFFICE/WAITING CEILING PLAN	08/28/26		
A202	OVERALL CEILING PLAN	08/28/26		
A203	CEILING PLAN DETAILS	08/28/26		
A301	BUILDING ELEVATIONS	08/28/26		
A401	BUILDING SECTIONS	08/28/26		
A601	ENLARGED PLANS AND INTERIOR ELEVATIONS	08/28/26		
A610	ENLARGED TOILET PLANS AND ELEVATIONS	08/28/26		
A611	HANGAR INTERIOR ELEVATIONS	08/28/26		
A612	HANGAR INTERIOR ELEVATIONS	08/28/26		
A701	PARTITION SCHEDULE	08/28/26		
A703	COMMON TOP OF WALL AND ACOUSTICAL DETAILS	08/28/26		
A710	DOOR SCHEDULE & LEGEND	08/28/26		
A730	DOOR DETAILS - INTERIOR	08/28/26		
A740	ALUMINUM FRAME ELEVATIONS/ SCHEDULE	08/28/26		
A801	FIRST FLOOR FINISH PLAN	08/28/26		
A810	MILLWORK SECTIONS	08/28/26		
A901	FIRST FLOOR FURNITURE PLAN - FOR REFERENCEONLY	08/28/26		
A911	FIRST FLOOR EQUIPMENT PLAN	08/28/26		

ARCHITECTURAL
|POLK | STANLEY | WILCOX
801 S SPRING STREET
LITTLE ROCK, AR 72201
P: 501.378.0878

I hereby certify that these plans and specifications have been prepared by me, or under my supervision. I further certify that to the best of my knowledge these plans and specifications are as required by law and in compliance with the Arkansas Fire Prevention Code for the State of Arkansas.

Reese Rowland 08/28/2026
Date

Reese Rowland, FAIA
Polk Stanley Wilcox
801 S Spring Street, Little Rock, AR 72201

Autodesk Docs://822K Simmons Bank LR Hangar KSJ/822K Simmons Bank LR Hangar KSJ.rvt
Model
8/27/2026 3:47:54 PM

POLK
STANLEY
WILCOX

801 South Spring Street
Little Rock, AR 72201
501.378.0878 office

509 W. Spring St. | Suite 150
Fayetteville, AR 72701
479.444.0473 office

polkstanleywilcox.com

CONTRACTOR
MURRY CONTRACTORS
2 Remington Cv.
Little Rock, AR 72204
PH:501.916.2461

POLK STANLEY WILCOX - ARCHITECTS
REGISTERED ARCHITECT
NO. C-140
8/28/26
ARKANSAS

PSW Job Number:
822K

SIMMONS BANK LR HANGER
LITTLE ROCK, AR

100% PERMIT SET
Issue Date:
08/28/26

REVISIONS

NUMBER	DATE	DESCRIPTION

Contents:
COVER SHEET

THIS PAGE IS BEST VIEWED IN COLOR

G001

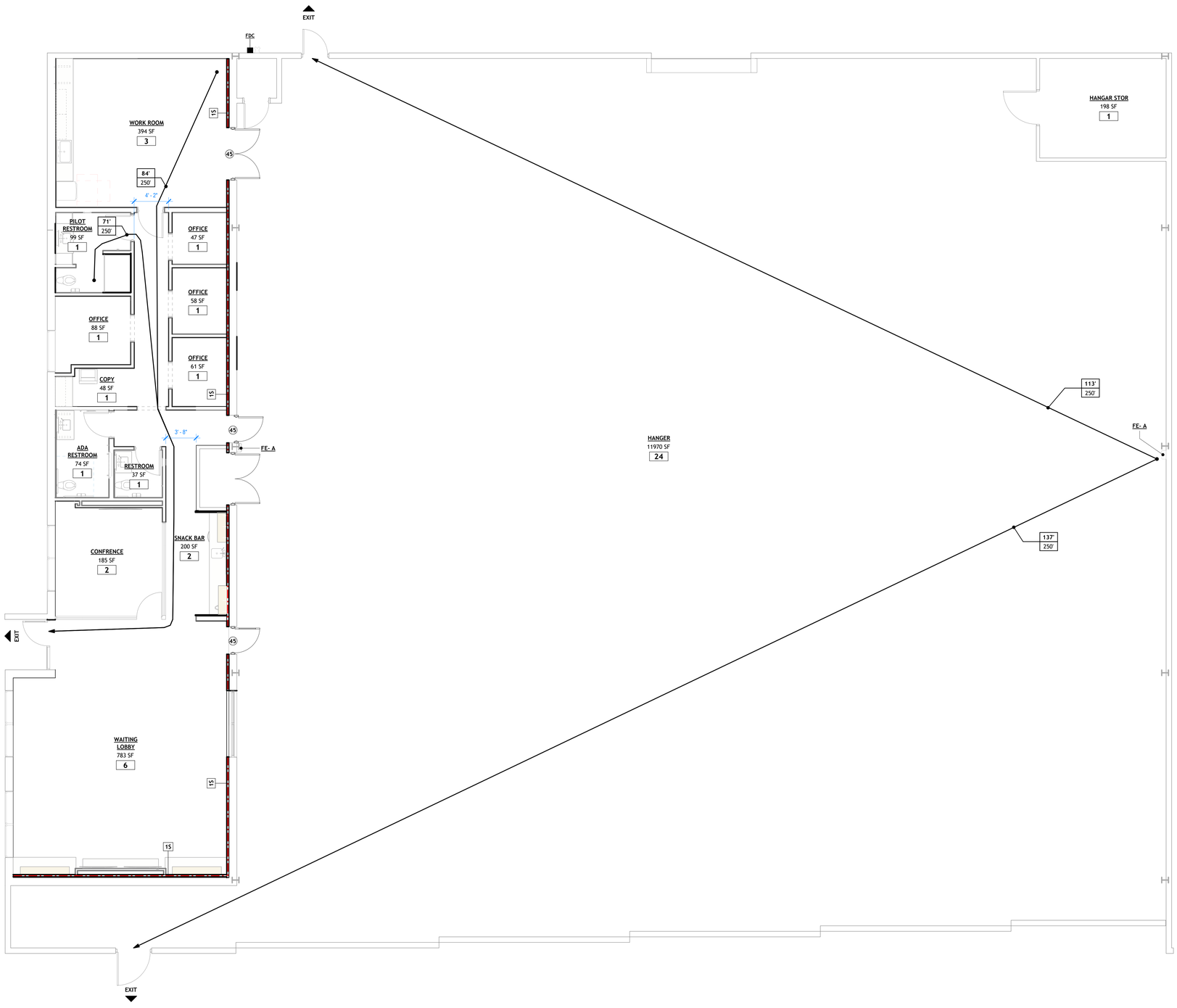

1 LIFE SAFETY PLAN - LEVEL 1

3/16" = 1'-0"

LIFE SAFETY LEGEND

- NON-RATED WALL (GRAYSCALE)
- 1 HR RATED WALL (1 DOT)
- 2 HR RATED WALL (2 DOTS)
- 3 HR RATED WALL (3 DOTS)
- SMOKE WALL (UP TO 20 MIN. RATING - REFER TO LABEL KEY)
- RATED WALL PERMANENT LABEL KEY (1E) — REFER TO RATED WALL PERMANENT LABEL DESCRIPTION BELOW
- RATED DOOR (90) — DOOR RATING DESIGNATION IN MINUTES; RATED WALL ASSEMBLY
- DOOR 100A: 333 (x 15) — DOOR/STAIR OCCUPANCY COUNT, REQ'D CLEARANCES (10" / 10") — REQUIRED CLEAR WIDTH; PROVIDED CLEAR WIDTH; OCCUPANT COUNT SERVED; OCCUPANT LOAD FACTOR (PER 1005.3.1)
- Room name, 150 SF: 3333 — ROOM AREA AND OCCUPANCY COUNT — ROOM OCCUPANCY; REFER TO 'CODE SCHEDULE - OCCUPANT LOAD' FOR ADDITIONAL INFORMATION ABOUT FUNCTION OF SPACE AND LOAD FACTORS; CHAIR ICON INDICATES OCCUPANCY IS DERIVED FROM FIXED SEAT COUNT
- ROOM — INCIDENTAL ROOM OR SPACE
  HATCHED ROOMS ARE NOT INCLUDED IN OCCUPANCY LOAD CALCULATIONS
  - AT GROSS OCCUPANCIES : ROOM IS EXCLUDED PER CH 2: 'FLOOR AREA, GROSS'
  - AT NET OCCUPANCIES: ROOM IS AN UNOCCUPIED ACCESSORY AREA PER CH 2: 'FLOOR AREA, NET'
- 16' — EGRESS TRAVEL TOWARD EXIT — DISTANCE ALONG SEGMENT
- 16' — COMMON PATH OF EGRESS TRAVEL (DASHED) — DISTANCE ALONG SEGMENT
- 127' / 300' — OVERALL TRAVEL DISTANCE TAG — ACTUAL TRAVEL DISTANCE OF ROUTE; MAXIMUM TRAVEL DISTANCE OF ROUTE
- ACCESSIBLE PATH OF EGRESS
- FEC XX — FIRE EXTINGUISHER CABINET- REFER TO HOST WALL TYPE FOR REQUIRED RATING
  FEC RA: RECESSED, CLASS A FIRES - ORDINARY MATERIALS (6" STUDS MIN.)
  FEC RC: RECESSED, CLASS C FIRES - LIVE ELECTRICAL (6" STUDS MIN.)
  FEC SA: SEMI-RECESSED, CLASS A FIRES - ORDINARY MATERIALS
  FEC SC: SEMI-RECESSED, CLASS C FIRES - LIVE ELECTRICAL
  FEC FA: FACE MOUNTED, CLASS A FIRES - ORDINARY MATERIALS
  FEC FC: FACE MOUNTED, CLASS C FIRES - LIVE ELECTRICAL
- FE XX — FIRE EXTINGUISHER WITH BRACKET - WALL MOUNTED
  FE A: WALL MOUNTED, CLASS A FIRES - ORDINARY MATERIALS
  FE C: WALL MOUNTED, CLASS C FIRES - LIVE ELECTRICAL
- FDC — FIRE DEPARTMENT CONNECTION VALVE
- EXIT — ENTRY TO 'EXIT' COMPONENT OF MEANS OF EGRESS
- EXIT ACCESS — ENTRY TO 'EXIT ACCESS' STAIR ALONG EGRESS PATH
- HORIZ. EXIT — ENTRY TO 'HORIZONTAL EXIT' COMPONENT OF MEANS OF EGRESS

GENERAL ACCESSIBILITY NOTES

1. PROJECT WILL COMPLY WITH ICC A117.1 STANDARDS (ICC) AND CHAPTER 11 (ACCESSIBILITY) OF THE 2021 ARKANSAS FIRE PREVENTION CODE (AFPC), VOL II FOR BUILDINGS.
2. WHERE DISCREPANCIES ARE FOUND BETWEEN THE ICC A117.1 AND 2010 ADAAG, THE MOST STRINGENT REQUIREMENT SHALL BE USED.
3. ACCESSIBLE ELEMENTS SHALL BE IDENTIFIED BY THE INTERNATIONAL SYMBOL OF ACCESSIBILITY AT THE LOCATIONS INDICATED IN AFPC SECTION 1110.
4. NO AREAS OF REFUGE ARE REQUIRED FOR THIS PROJECT (1007.3 (EX6))

RATED WALL PERMANENT LABEL KEY

PROVIDE PERMANENT SIGNS OR STENCILING IN ACCESSIBLE CONCEALED FLOOR AND FLOOR-CEILING SPACES FOR ALL RATED WALL ASSEMBLIES. LOCATE LABELS WITHIN 15 FEET OF THE END OF EACH WALL AND AT INTERVALS NOT EXCEEDING 30 FEET MEASURED HORIZONTALLY ALONG THE WALL OR PARTITION. PROVIDE LABELING ON EACH SIDE OF WALL.

REFER TO UNDERLINED PORTIONS OF EXPLANATIONS BELOW FOR LABEL TEXT REQUIRED. REFER TO LIFE SAFETY PLANS FOR LOCATIONS OF EACH TYPE.

- 1S — 1 HR FIRE BARRIER- PROTECT ALL OPENINGS
  SHAFT OR EGRESS CIRCULATION CONNECTING LESS THAN 4 STORIES (AFPC/IBC SECTION 713.4/1022.2)
- 2S — 2 HR FIRE BARRIER- PROTECT ALL OPENINGS
  SHAFT OR EGRESS CIRCULATION CONNECTING 4 OR MORE STORIES (AFPC/IBC SECTION 713.4/1022.2)
- 1E — 1 HR FIRE BARRIER- PROTECT ALL OPENINGS
  ELEVATOR MACHINE ROOM SERVING 1 HR RATED ELEV. SHAFT (AFPC/IBC 3006.4)
- 2E — 2 HR FIRE BARRIER- PROTECT ALL OPENINGS
  ELEVATOR MACHINE ROOM SERVING 2 HR RATED ELEV. SHAFT (AFPC/IBC 3006.4)
- 1R — 1 HR FIRE PARTITION- PROTECT ALL OPENINGS
  DWELLING OR SLEEPING UNIT SEPARATION (AFPC/IBC SECTION 420/ 708.3)
- 2D — 2 HR FIRE BARRIER- PROTECT ALL OPENINGS
  DATA OR ELECTRICAL ROOM; ROOM NOT SPRINKLERED (NFPA 13; 8.14.10.3)

POLK STANLEY WILCOX

801 South Spring Street
Little Rock, AR 72201
501.378.0878 office

509 W. Spring St. | Suite 150
Fayetteville, AR 72701
479.444.0473 office

polkstanleywilcox.com

CONTRACTOR
MURRY CONTRACTORS
2 Remington Cv.
Little Rock, AR 72204
PH:501.916.2461

POLK STANLEY WILCOX ARCHITECTS — REGISTERED ARCHITECT NO. C-340 — 8/28/26 — ARKANSAS

PSW Job Number:
822K

SIMMONS BANK LR HANGER

LITTLE ROCK, AR

100% PERMIT SET
Issue Date:
08/28/26

REVISIONS

NUMBER	DATE	DESCRIPTION

Contents:
FIRST FLOOR LIFE SAFETY PLAN

THIS PAGE IS BEST VIEWED IN COLOR

ALS 01

Autodesk Docs://822K Simmons Bank LR Hangar ROA/822K Simmons Bank LR Hangar ROA.rvt
Model
8/27/2025 3:47:05 PM

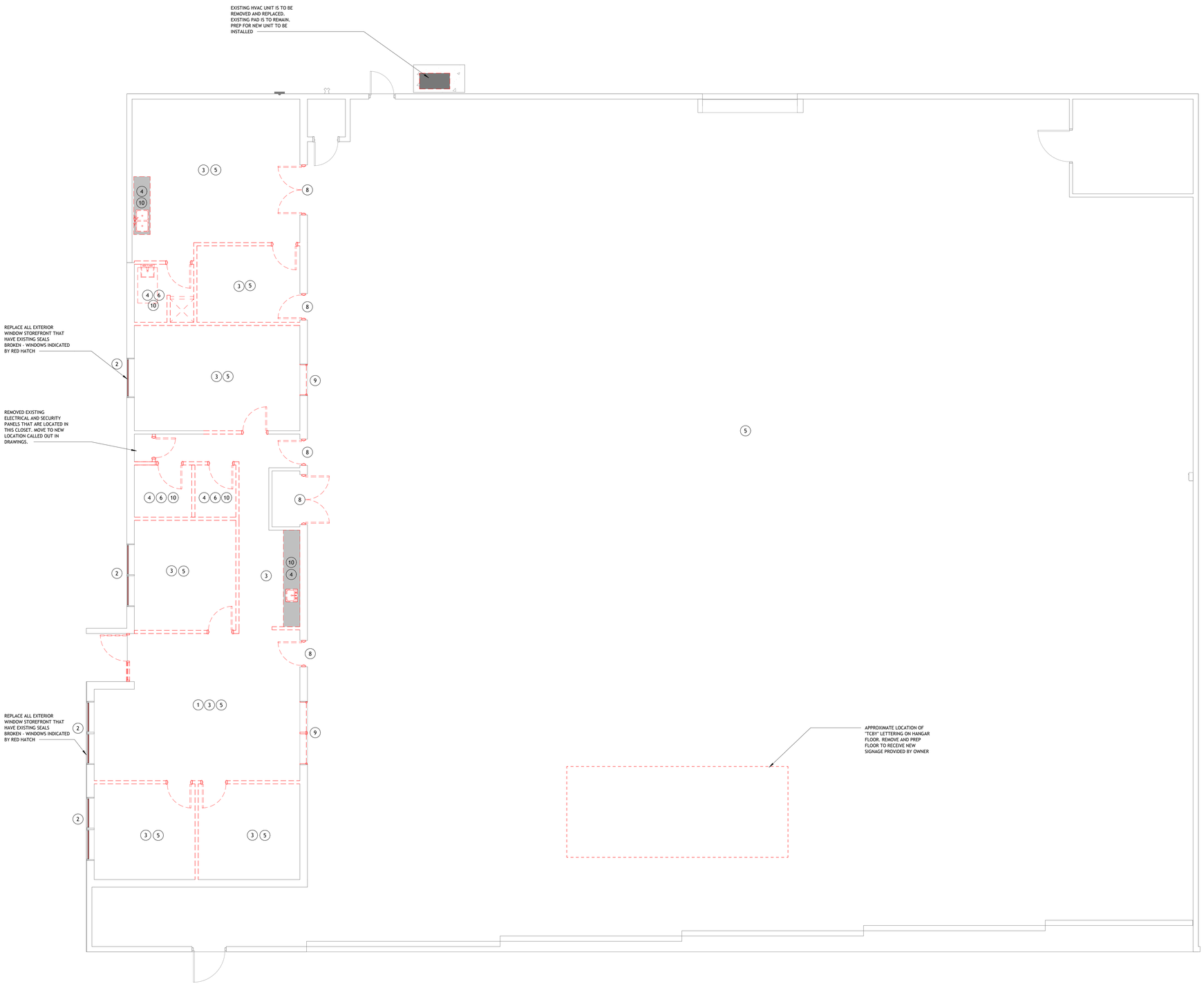

1 OFFICE DEMOLITION PLAN
3/16" = 1'-0"

DEMO NOTES

1. ALL RED DASHED LINES INDICATE WALLS OR FINISHES THAT NEEDS TO BE REMOVED. ALL FINISHES THAT ARE REMOVED SHOULD BE PREPPED TO RECIEVED NEW FINISH THAT IS LABELED IN ARCHITECTURAL DRAWINGS.
2. EXTERIOR WINDOWS THAT HAVE GLASS BEING REMOVED SHOULD HAVE FRAMES REMAIN IN SAME LOCATION. REPLACE GLASS AND SEALS IN EXISTING WINDOW FRAMES.
3. REMOVE EXISTING FLOORING MATERIAL & AHESIVES. PREPARE FLOOR FOR NEW FLOORING FINISH AS SPECIFIED.
4. REMOVE EXISTING MILLWORK & COUNTERS AS INDICATED AT SPECIFIC LOCATIONS.
5. REMOVE ALL EXISTING LAY IN CEILINGS, ASSOCIATED GRID, AND ANY INUSLATION LAYING ON TOP OF CEILING TILES. COORDINATE REMOVAL OF EXISTING LIGHT FIXTURES IN HANGAR WITH EXISITING CONDITIONS.
6. REMOVE EXISITING FLOOR AND WALL TILE ADHESIVES. PREPARE EXISTING WET WALL AND FLOORING FOR NEW SPECIFIED TILE FINISH AS REQUIRED-SEE FINISH PLAN.
7. REMOVE ALL EXISTING RUBBER AND WOOD WALL BASE. PREPARE WALLS FOR NEW BASE AS SPECIFIED - SEE FINISH PLAN.
8. REMOVE EXISITING HOLLOW METAL DOORS AND FRAMES. INFILL TO MATCH METAL PANEL AS NEEDED IF A NEW DOOR IS NOT GOING BACK IN THE SAME LOCATION.
9. REMOVE EXISTING WINDOW AND FRAME. INFILL TO MATCH METAL PANEL AS NEEDED IF NEW WINDOW IS NOT GOING BACK IN THE SAME LOCATION. SEE INTERIOR ELEVATIONS.
10. REMOVE ALL EXISTING PLUMBING FIXTURES, SINKS, AND TOILET ACCESSORIES.

DEMO GENERAL NOTES

G1 ELEMENTS TO BE REMOVED ARE SHOWIN IN DASHED RED LINES - SEE NOTED ABOVE FOR SPECIFICS

G2 CONTRACTOR TO COORDINATE PHASING OF PROJECT WITH OWNER TO ALLOW THE END USERS TO USE THE BUILDING AS REQUIRED DURING DEMO AND CONSTRUCTION PHASE.

G3 CONTRACTOR TO REPAIR FLOOR SLAB AS NEEDED.

G4 DIMENSIONS SHOWN FOR EXISTING BUILDING ARE TO BE FIELD VERIFIED AS NEEDED.

POLK
STANLEY
WILCOX

801 South Spring Street
Little Rock, AR 72201
501.378.0878 office

509 W. Spring St. | Suite 150
Fayetteville, AR 72701
479.444.0473 office

polkstanleywilcox.com

CONTRACTOR
MURRY CONTRACTORS
2 Remington Cv.
Little Rock, AR 72204
PH:501.916.2461

POLK STANLEY WILCOX ARCHITECTS
REGISTERED ARCHITECT
NO. C-140
8-28-26
ARKANSAS

PSW Job Number:
822K

SIMMONS BANK
LR HANGER
LITTLE ROCK, AR

100% PERMIT SET
Issue Date:
08/28/26

REVISIONS

NUMBER	DATE	DESCRIPTION

Contents:
DEMOLITION PLAN

THIS PAGE IS BEST VIEWED IN COLOR

D101

Autodesk Docs://PSW Simmons Bank LR Hangar #24/PSW Simmons Bank LR Hangar #24.rvt Central
Model
8/27/2026 3:41:06 PM

COMMON ABBREVIATIONS

ACM	ALUMINUM COMPOSITE MATERIAL
ADA	AMERICAN W/ DISABILITIES ACT
ADAAG	AMERICANS W/ DISABILITIES ACT ACCESSIBILITY GUIDELINES
AFF	ABOVE FINISHED FLOOR
AHU	AIR HANDLING UNIT
ALT	ALTERNATE
ALUM	ALUMINUM
ANOD	ANODIZED
AP	ACCESS PANEL
APPROX	APPROXIMATELY
ARCH	ARCHITECTURAL
B/	BOTTOM OF
BO	BOTTOM OF
BOT	BOTTOM
BD	BOARD
BJF	BITUMINOUS JOINT FILLER
BLDG	BUILDING
BLK	BLOCK / BLOCKING
BM	BEAM
BRK	BRICK
BUR	BUILT UP ROOFING
C	CHANNEL
CBB	CEMENTITIOUS BACKER BOARD
C/C	CENTER TO CENTER
CIP	CAST IN PLACE
CJ	CONTROL JOINT
CL	CENTER LINE
CLO	CLOSET
CLG	CEILING
CLR	CLEAR DIM. BETWEEN FINISHES
CMU	CONCRETE MASONRY UNIT
COL	COLUMN
CONC	CONCRETE
CONST	CONSTRUCTION
CONT	CONTINUOUS
COORD	COORDINATE
CORR	CORRIDOR
CP	CONTROL POINT
CTR	CENTER
DEFS	DIRECT APPLIED EXTERIOR FINISH SYSTEM
DEPT	DEPARTMENT
DEMO	DEMOLITION
DF	DRINKING FOUNTAIN
DIA	DIAMETER
DBL	DOUBLE
DIM	DIMENSION
DN	DOWN
DS	DOWN SPOUT
DTL	DETAIL
DWG	DRAWING
E	EAST
EA	EACH
EL	ELEVATION
ELEV	ELEVATOR
ELEC	ELECTRICAL
EIFS	EXTERIOR INSUL. & FINISH SYSTEM
EOS	EDGE OF SLAB
EJ	EXPANSION JOINT
EQ	EQUAL
EQUIP	EQUIPMENT
EXIST	EXISTING
EXP	EXPANSION
EXT	EXTERIOR
EWC	ELECTRIC WATER COOLER
F/	FACE OF
F/F	FINISH FACE TO FINISH FACE
FAR	FLOOR AREA RATIO
FCU	FAN COIL UNIT
FD	FLOOR DRAIN
FEC	FIRE EXTINGUISHER CABINET
FF&E	FIXTURE, FURNISHINGS & EQUIP
FIN	FINISH
FIXT	FIXTURE
FLR	FLOOR
FOC	FACE OF CONCRETE
FOF	FACE OF FINISH
FOM	FACE OF MASONRY
FOS	FACE OF STUDS
FP	FIRE PROOFING / FIRE PROTECTION
FRTW	FIRE RETARDANT TREATED WOOD
FT	FEET
FTG	FOOTING
GA	GAUGE
GALV	GALVANIZED
GC	GENERAL CONTRACTOR
GFI	GROUND FAULT INTERRUPTED
GL	GLASS / GLAZING
GWB	GYPSUM WALL BOARD
HB	HOSE BIBB
HC	HOLLOW CORE
HDW	HARDWARE
HP	HIGH POINT
HM	HOLLOW METAL
HORIZ	HORIZONTAL
HR	HOUR / HOURS
HT	HEIGHT
HVAC	HEATING, VENTILATION & AIR CONDITIONING
ICC	ICC A117.1 ACCESSIBILITY CODE
ID	INSIDE DIAMETER
IGU	INSULATED GLASS / GLAZING UNIT
IN	INCH
INCL	INCLUDING
INFO	INFORMATION
INSUL	INSULATION
INT	INTERIOR
JAN	JANITOR
LAM	LAMINATED
LAV	LAVATORY
LED	LIGHT-EMITTING-DIODE
LP	LOW POINT
LTNG	LIGHTING
MACH	MACHINE
MATL	MATERIAL
MAX	MAXIMUM
MDF	MEDIUM DENSITY FIBERBOARD
MECH	MECHANICAL
MFR	MANUFACTURER
MH	MANHOLE
MIN	MINIMUM
MISC	MISCELLANEOUS
MO	MASONRY OPENING
MUA	MAKE UP AIR UNIT
MTL	METAL
NC	NOISE CRITERIA
NIC	NOT IN CONTRACT
NO	NUMBER
NOM	NOMINAL
NTS	NOT TO SCALE
OC	ON CENTER
OD	OUTSIDE DIAMETER
OH	OPPOSITE HAND
OPNG	OPENING
OPP	OPPOSITE
OVHD	OVERHEAD
PERP	PERPENDICULAR
PL	PLATE
PLAM	PLASTIC LAMINATE
PLBG	PLUMBING
PLST	PLASTER
PLWD	PLYWOOD
PR	PAIR
PREFAB	PREFABRICATED
PSF	POUNDS PER SQUARE FOOT
PSI	POUNDS PER SQUARE INCH
PTN	PARTITION
PTD	PAINTED FINISH
PVC	POLYVINYL CHLORIDE
PVDF	POLYVINYLIDENE FLUORIDE
QTY	QUANTITY
R	RISER (AT STAIRS)
REQ'D	REQUIRED
SECT	SECTION
SHT	SHEET
SIM	SIMILAR
SPEC	SPECIFICATION
SQ	SQUARE
SS	STAINLESS STEEL
STC	SOUND TRANSMISSION CLASS
STD	STANDARD
STN	STONE
STL	STEEL
STOR	STORAGE
STR	STRINGER (AT STAIRS)
STRUCT	STRUCTURAL
SUSP	SUSPENDED
T	TREAD (AT STAIRS)
T/	TOP OF
TBD	TO BE DETERMINED
THK	THICK / THICKNESS
TOC	TOP OF CONCRETE
TOS	TOP OF STEEL
TOW	TOP OF WALL
TYP	TYPICAL
UNO	UNLESS NOTED OTHERWISE
VERT	VERTICAL
VEST	VESTIBULE
VIF	VERIFY IN FIELD
VTR	VENT THROUGH ROOF
W/	WITH
W/O	WITHOUT
WC	WATER CLOSET
WD	WOOD
WP	WATERPROOFING
YD	YARD
YR	YEAR
&	AND
∠	ANGLE
@	AT
#	NUMBER OR LB.
∅	DIAMETER
°	DEGREES
℄	CENTER LINE

DOOR MANEUVERING CLEARANCE DIAGRAMS

REQUIRED CLEARANCES AROUND DOORS PER ICC A117.1 (404.2.3)

NOTES:
1. FLOOR SURFACES WITHIN MANEUVERING CLEARANCES SHALL BE NO STEEPER THAN 1:48 (ICC 404.2.3.1)

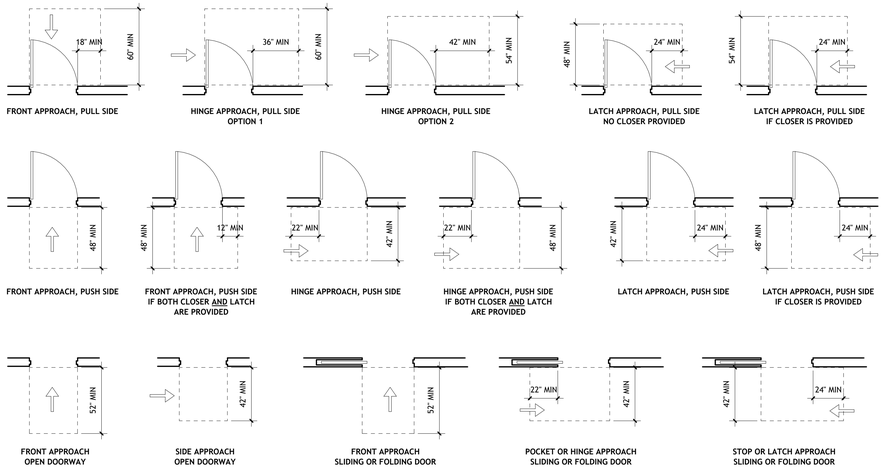

DOORS IN SERIES DIAGRAMS

REQUIRED ACCESSIBLE DOOR CLEARANCES PER ICC A117.1 (404.2.5)

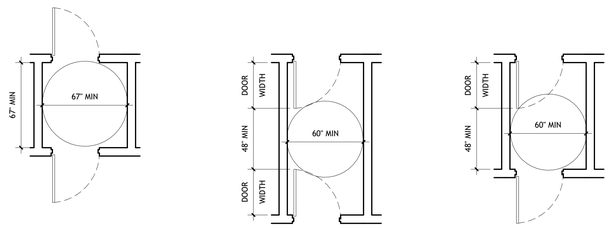

DOOR OPENING CLEARANCE DIAGRAMS

REQUIRED ACCESSIBLE DOOR CLEARANCES PER ICC A117.1 (404.2.2)

NOTES:
1. CLEARANCE IS MEASURED FROM FACE OF DOOR PANEL TO STOP

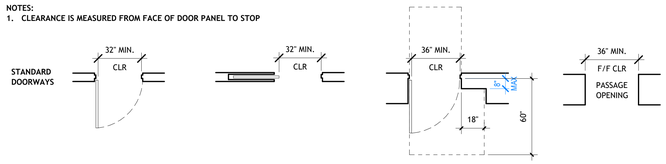

DEVICE LOCATION AND MOUNTING HEIGHTS

REFER TO PLANS, ELEVATIONS, DETAILS FOR SPECIFIC CONDITIONS AND/OR ALTERNATE HEIGHTS AT KEY AREAS.

NOTES:
1. FOR TOILET ACCESSORIES, REFER TO TOILET ELELVATIONS AND LEGENDS
2. REFER TO INTERIOR ELEVATIONS AND PLANS FOR FIXTURE LOCATIONS AT ACCENT WALLS.

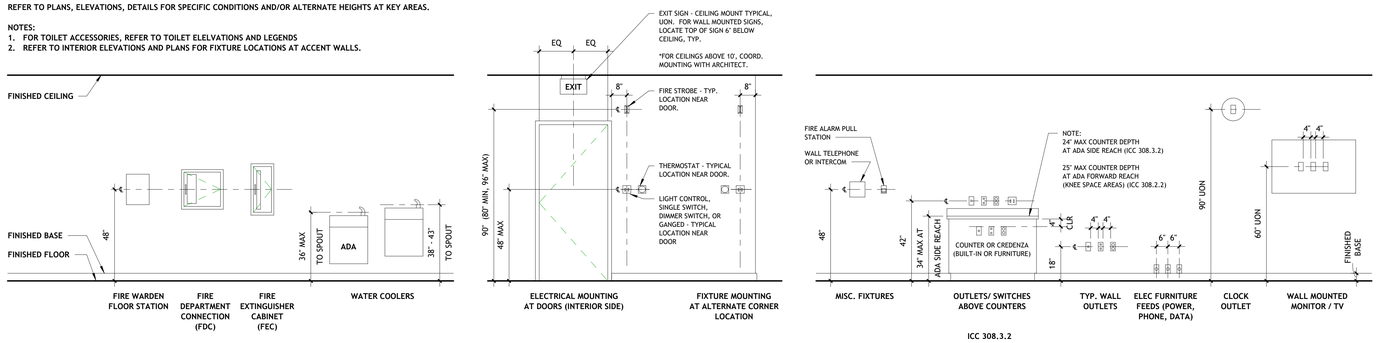

ICC 308.3.2

POLK STANLEY WILCOX

801 South Spring Street
Little Rock, AR 72201
501.378.0878 office

509 W. Spring St. | Suite 150
Fayetteville, AR 72701
479.444.0473 office

polkstanleywilcox.com

CONTRACTOR
MURRY CONTRACTORS
2 Remington Cv.
Little Rock, AR 72204
PH:501.916.2461

POLK STANLEY WILCOX ARCHITECTS
REGISTERED ARCHITECT
NO. C-140
8-28-26
ARKANSAS

PSW Job Number:
822K

SIMMONS BANK
LR HANGER
LITTLE ROCK, AR

100% PERMIT SET
Issue Date:
08/28/26

REVISIONS

NUMBER	DATE	DESCRIPTION

Contents:
GENERAL INFORMATION, ABBREVIATIONS, MOUNTING HEIGHTS AND CLEARANCES, AND MATERIALS

THIS PAGE IS BEST VIEWED IN COLOR

A000

Autodesk Docs://822K Simmons Bank LR Hanger KU/822K Simmons Bank LR Hanger KU.rvt
Created on
8/27/2026 3:47:07 PM

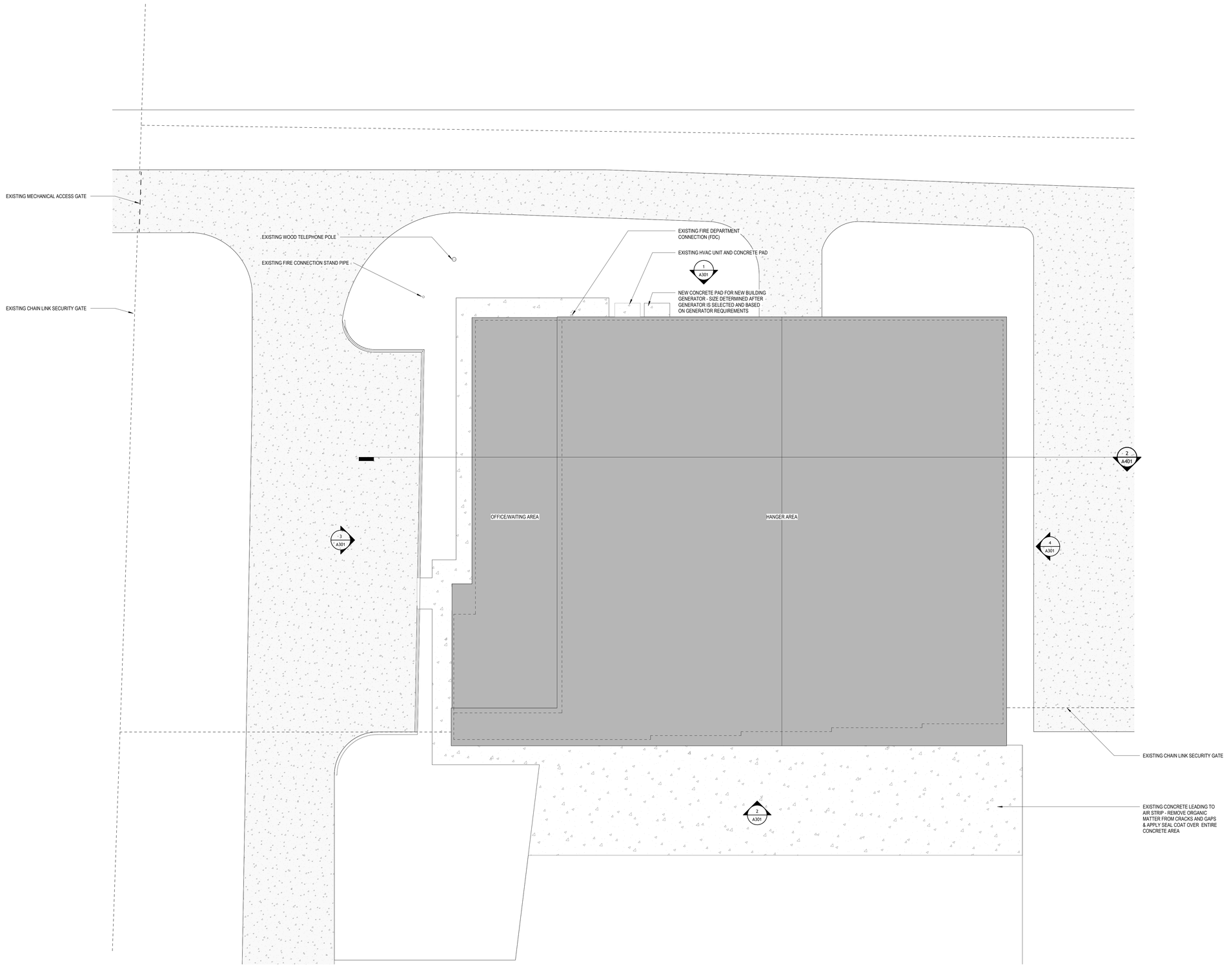

1 SITE PLAN - ARCHITECTURAL
1" = 10'-0"

ARCH. SITE PLAN - GENERAL LIMITATIONS

THE INTENT OF THE ARCHITECTURAL SITE PLAN IS TO OVERLAY MULTIPLE DISCIPLINES IN ONE LOCATION FOR COORDINATION PURPOSES, ADDING SUPPLEMENTAL ARCHITECTURAL INFORMATION AND DETAILS AS REQUIRED.

NOTES

1. IF A CONFLICT IS OBSERVED OR PERCEIVED BETWEEN THE ARCHITECTURAL SITE PLAN OR DETAILS AND THE CIVIL, LANSCAPE OR SITE UTILITY DRAWINGS, CONTACT ARCHITECT FOR CLARIFICATION OR INTERPRETATION PRIOR TO COMMENCING ANY WORK.

2. ARCHITECTURAL SITE PLANS AND DETAILS SHALL NOT BE USED FOR MATERIAL REQUIREMENTS OR QUANTITIES RELATED TO CIVIL, LANDSCAPE OR UTILITY WORK.

3. REFERENCE THE **ARCHITECTURAL SITE DRAWINGS** FOR THE FOLLOWING ITEMS:

- LAYOUT, LOCATIONS AND DETAILS OF ALL SITE STEPS, PEDESTRIAN RAMPS AND RAILINGS
- DIMENSIONS AND NOTES AT ALL DECORATIVE PAVING JOINTS AND PATTERNING (IN CONJUNCTION WITH CIVIL DRAWINGS)
- KEY DIMENSIONS THAT MUST BE MAINTAINED BETWEEN ARCHITECTURAL FEATURES AND OTHER CONSTRUCTIONS OR DISCIPLINE'S WORK
- ALL SITE FURNISHING TYPES, LAYOUTS, LOCATIONS, AND MOUNTING REQUIREMENTS
- RELATIVE PLANTING AREA LOCATIONS

4. REFERENCE THE **CIVIL DRAWINGS** FOR SPECIFIC INFORMATION REGARDING DIVISION 31,32,33 WORK AND REQUIREMENTS.

5. REFERENCE THE **LANDSCAPE DRAWINGS** FOR SPECIFIC INFORMATION REGARDING DIVISION 32 WORK AND REQUIREMENTS.

6. REFERENCE THE **SITE UTILITY DRAWINGS** FOR SPECIFIC INFORMATION REGARDING ALL DIVISION 33 UTILITIES.

NORTH

0' 5' 10' 20' 40'

POLK STANLEY WILCOX

801 South Spring Street
Little Rock, AR 72201
501.378.0878 office

509 W. Spring St. | Suite 150
Fayetteville, AR 72701
479.444.0473 office

polkstanleywilcox.com

CONTRACTOR
MURRY CONTRACTORS
2 Remington Cv.
Little Rock, AR 72204
PH:501.916.2461

POLK STANLEY WILCOX ARCHITECTS
REGISTERED ARCHITECT
NO. C-340
8/28/26
ARKANSAS

PSW Job Number:
822K

SIMMONS BANK
LR HANGER
LITTLE ROCK, AR

100% PERMIT SET
Issue Date:
08/28/26

REVISIONS

NUMBER	DATE	DESCRIPTION

Contents:
ARCHITECTURAL SITE PLAN

THIS PAGE IS BEST VIEWED IN COLOR

A002

Autodesk Docs://822K Simmons Bank @ Hanger EIA/ 822K Simmons Bank @ Hanger EIA Cloud Model.rvt
8/11/2026 3:41:09 PM

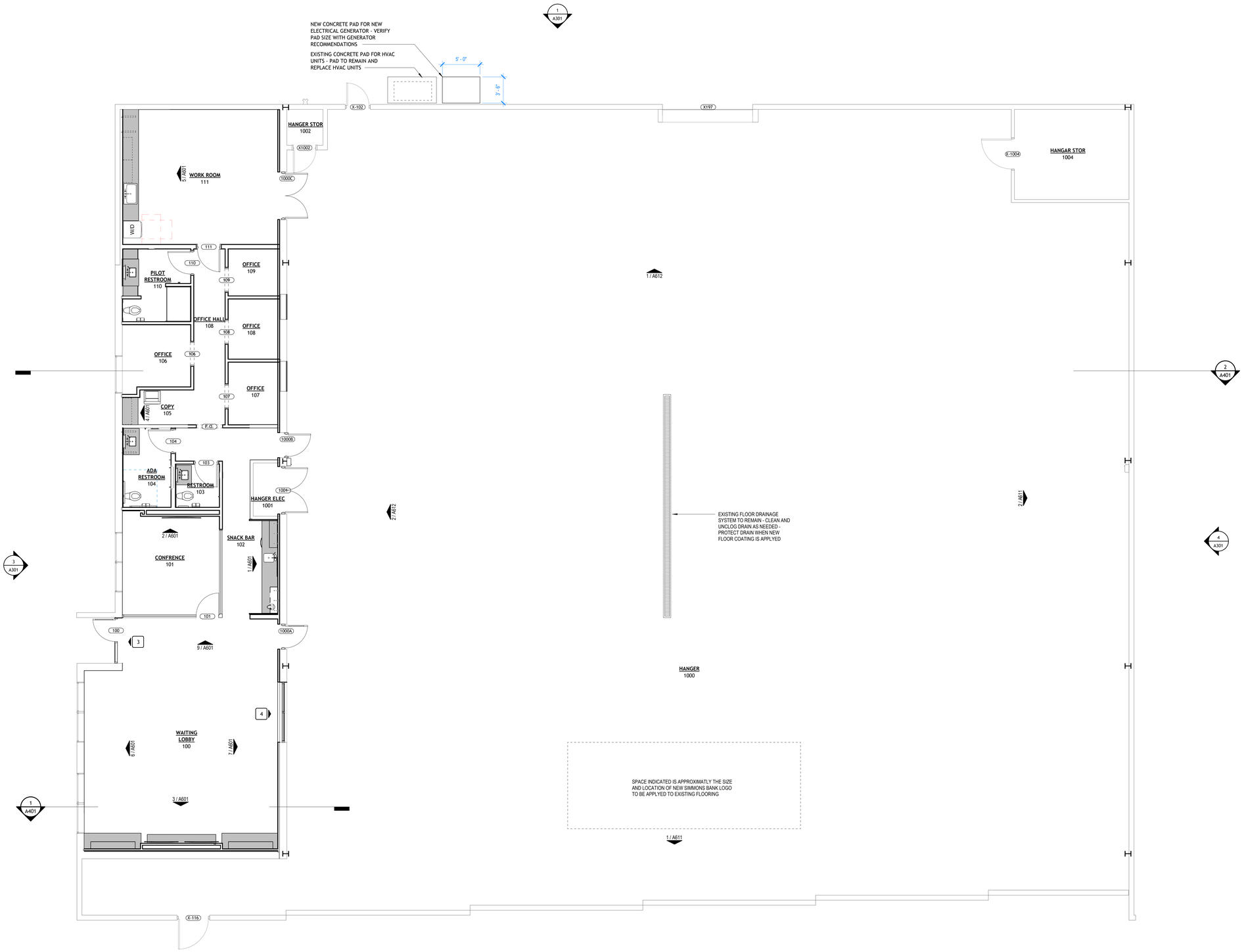

1 OVERALL NOTE PLAN

3/16" = 1'-0"

POLK
STANLEY
WILCOX

801 South Spring Street
Little Rock, AR 72201
501.378.0878 office

509 W. Spring St. | Suite 150
Fayetteville, AR 72701
479.444.0473 office

polkstanleywilcox.com

CONTRACTOR
MURRY CONTRACTORS
2 Remington Cv.
Little Rock, AR 72204
PH:501.916.2461

POLK STANLEY WILCOX ARCHITECTS
REGISTERED ARCHITECT
NO. C-140
8-28-26
ARKANSAS

PSW Job Number:
822K

SIMMONS BANK
LR HANGER
LITTLE ROCK, AR

100% PERMIT SET
Issue Date:
08/28/26

REVISIONS

NUMBER	DATE	DESCRIPTION

Contents:
OVERALL NOTE PLAN

THIS PAGE IS BEST VIEWED IN COLOR

A101

Autodesk Docs://822K Simmons Bank @ Hanger: ESA/822K Simmons Bank @ Hanger ESA.rvt
Plotted on
8/27/2026 3:41:13 PM

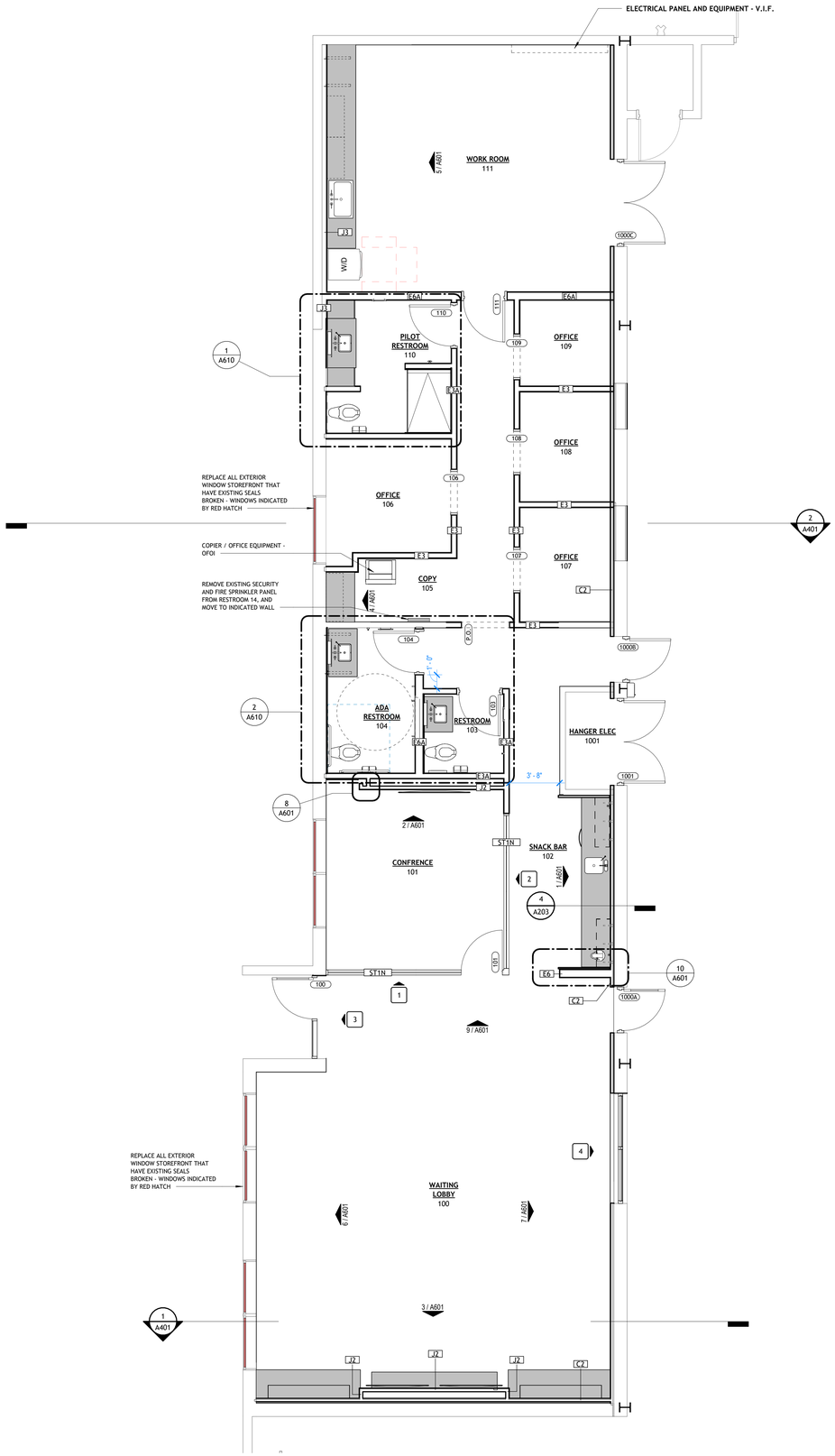

1 OFFICE NOTE PLAN

1/4" = 1'-0"

PLAN SYMBOLS LEGEND

- VIEW DIRECTION / DETAIL NUMBER, TYP. / SHEET NUMBER, TYP. — BUILDING ELEVATIONS, MAIN
- BUILDING SECTION KEY
- WALL SECTION KEY
- DETAIL CALLOUT
- VIEW DIRECTION / DETAIL NUMBER / SHEET NUMBER — INTERIOR ELEVATION
- COLUMN GRID, NEW
- COLUMN GRID, EXISTING
- DOOR TAG, STANDARD
- WINDOW TAG — REFER TO WINDOW SCHEDULE(S) : SHEET A740, A741, etc.
- ALUMINUM WINDOW SYSTEM TAG — REFER TO WINDOW SCHEDULE(S) : SHEET A740, A741, etc.
- ROOM NAME / NUMBER
- WALL PARTITION TAG — REFER TO PARTITION SCHEDULE : SHEET A701, A702, etc.
- FIRE EXTINGUISHER CABINET — REFER TO LIFE SAFETY PLAN FOR TYPES
- FIRE EXTINGUISHER- BRACKET MOUNT — REFER TO LIFE SAFETY PLAN FOR TYPES
- NO. OF REVISION ON SHEET — REVISION CLOUD W/ DELTA

POLK STANLEY WILCOX

801 South Spring Street
Little Rock, AR 72201
501.378.0878 office

509 W. Spring St. | Suite 150
Fayetteville, AR 72701
479.444.0473 office

polkstanleywilcox.com

CONTRACTOR
MURRY CONTRACTORS
2 Remington Cv.
Little Rock, AR 72204
PH:501.916.2461

PSW Job Number:
822K

SIMMONS BANK LR HANGER
LITTLE ROCK, AR

100% PERMIT SET
Issue Date:
08/28/26

REVISIONS

NUMBER	DATE	DESCRIPTION

Contents:
OFFICE/WAITING NOTE PLAN

THIS PAGE IS BEST VIEWED IN COLOR

A102

Autodesk Docs://822K Simons Bank LR Hangar R24/822K Simons Bank LR Hangar R24.rvt
Issued on
8/27/2026 3:41:13 PM

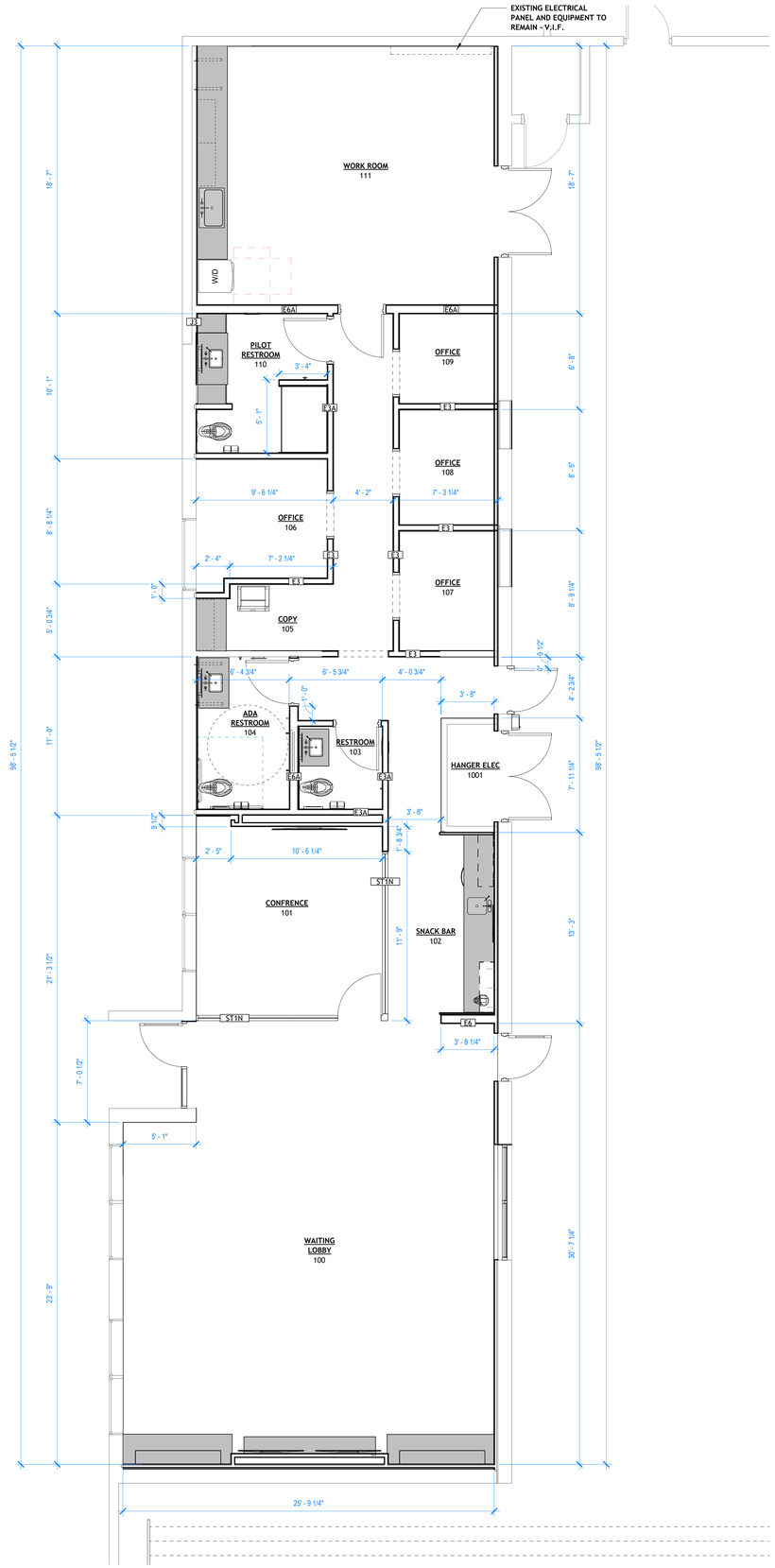

1 OFFICE DIMENSION PLAN

1/4" = 1'-0"

DIMENSION PLAN LEGEND

0	COLUMN GRID, NEW
0	COLUMN GRID, EXISTING
Room name 101	ROOM NAME / NUMBER
T	WALL PARTITION TAG REFER TO PARTITION SCHEDULE : SHEET A701, A702, etc.

DIMENSION PLAN GENERAL NOTES

1. ALL DIMENSIONS ARE TO FACE OF STUDS, TYPICAL
2. WHERE DIMENSIONS ARE NOT TO FACE OF STUD, THE INTENDED OBJECT OR SURFACE IS REFERENCED IN THE DIMENSION STRING

8' - 0" (M.O.) — REFERENCE OBJECT NOTATION
(OR)
M.O. — REFERENCE OBJECT NOTATION

COMMON REFERENCE OBJECT ABBREVIATIONS

B.O.	TO BOTTOM OF OBJECT
CL	CENTERLINE OF OBJECT
CLEAR	CLEAR BETWEEN FINISHES
FRAME	CLEAR OPENING AT DOOR OR WINDOW FRAME
MAX	MAXIMUM DISTANCE ALLOWED
MIN	MINIMUM DISTANCE ALLOWED
M.O.	MASONRY OPENING
T.O.	TO TOP OF OBJECT
TO CTR	TO THE CENTER OF THE OBJECT
TO GRID	TO THE GRID LINE
TO BRK	TO THE FACE OF BRICK
TO FIN	TO THE FINISHED SURFACE
TYP.	TYIPCAL FOR SIMILAR CONDITIONS

POLK STANLEY WILCOX

801 South Spring Street
Little Rock, AR 72201
501.378.0878 office

509 W. Spring St. | Suite 150
Fayetteville, AR 72701
479.444.0473 office

polkstanleywilcox.com

CONTRACTOR
MURRY CONTRACTORS
2 Remington Cv.
Little Rock, AR 72204
PH:501.916.2461

POLK STANLEY WILCOX - ARCHITECTS
REGISTERED ARCHITECT
NO. C-340
8-28-26
ARKANSAS

PSW Job Number:
822K

SIMMONS BANK LR HANGER
LITTLE ROCK, AR

100% PERMIT SET
Issue Date:
08/28/26

REVISIONS

NUMBER	DATE	DESCRIPTION

Contents:
OFFICE/WAITING DIMENSION PLAN

THIS PAGE IS BEST VIEWED IN COLOR

A102D

Autodesk Docs://822K Simmons Bank LR Hangar R24/822K Simmons Bank LR Hangar R24.rvt
Model
8/27/2026 3:41:11 PM

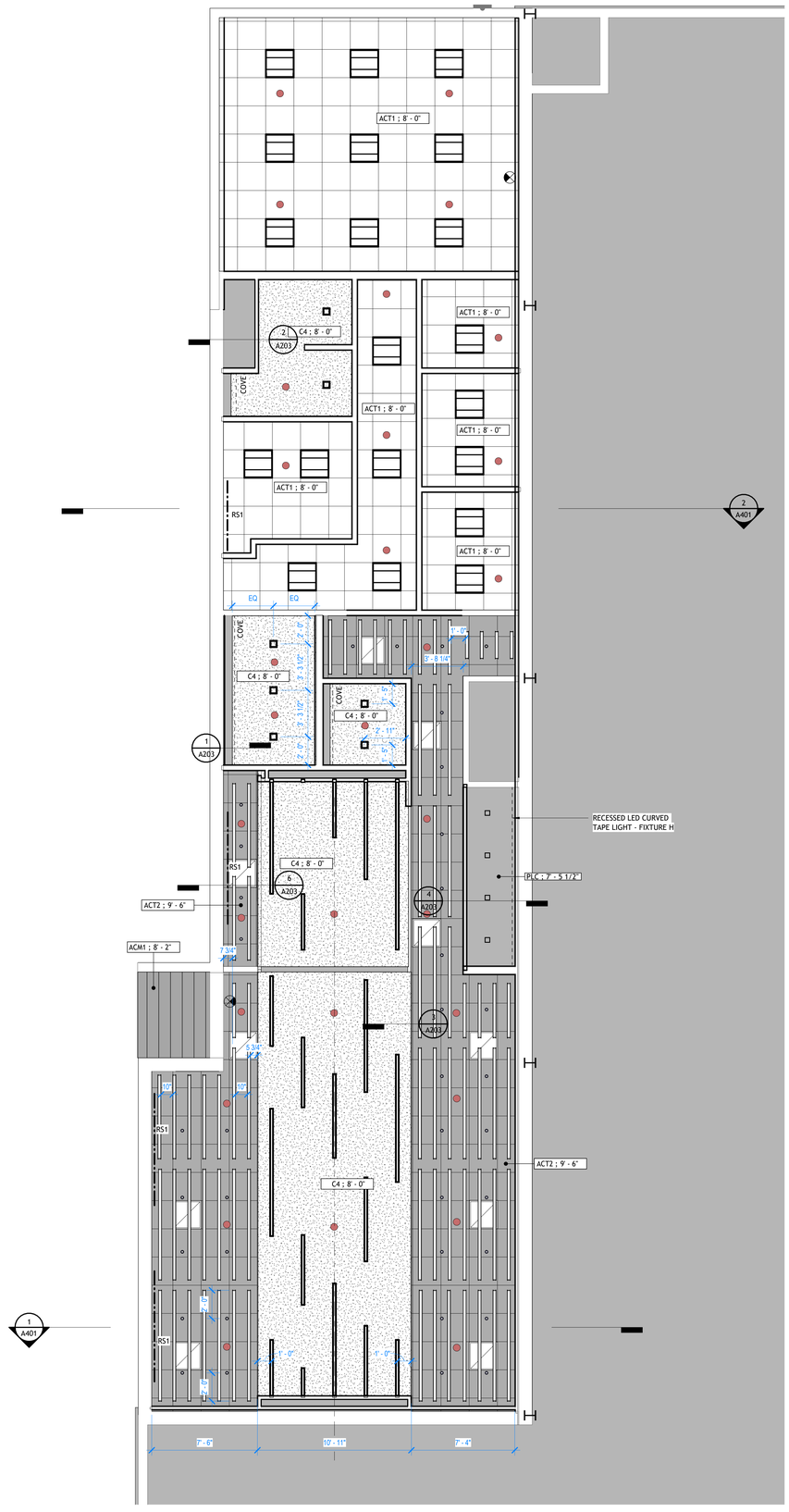

1 REFLECTED CEILING PLAN - OFFICE

1/4" = 1'-0"

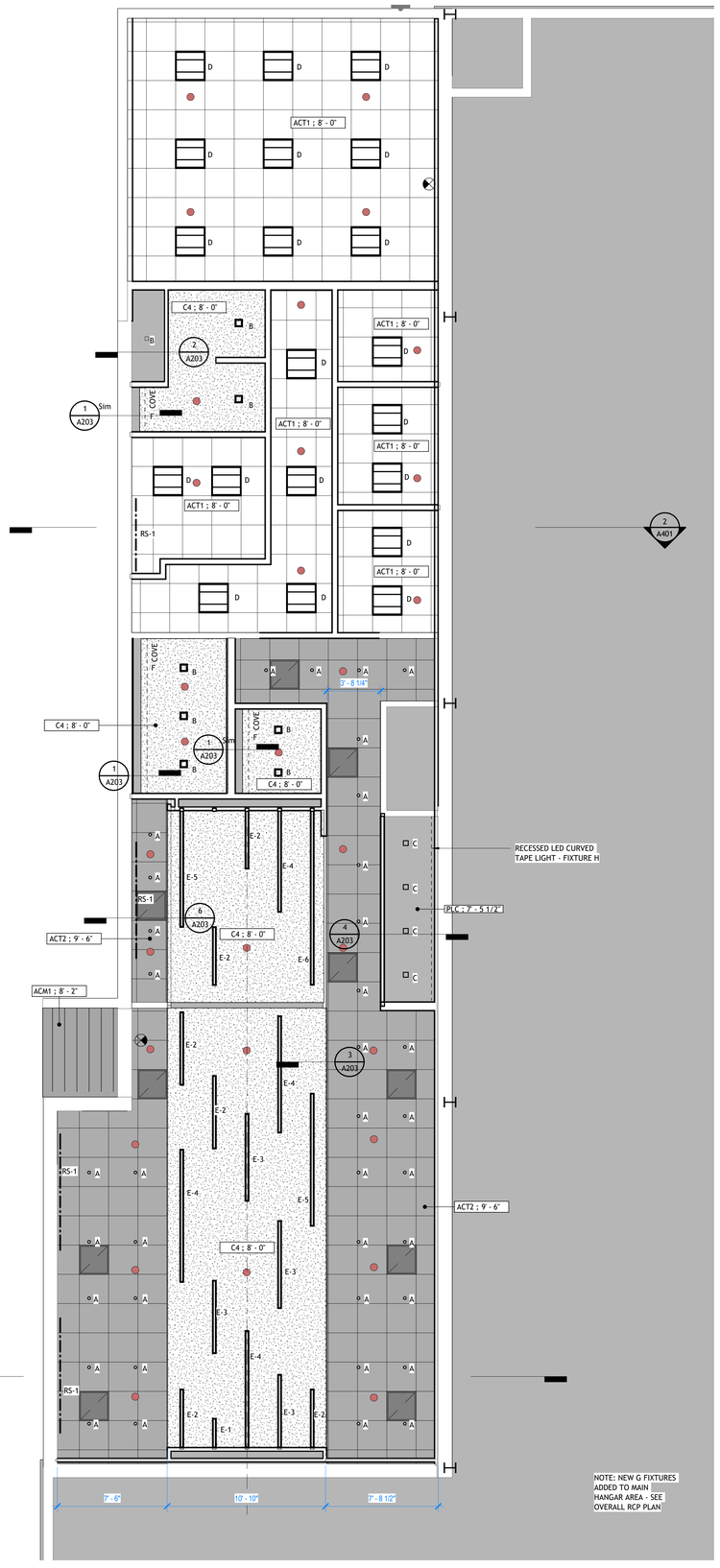

2 REFLECTED CEILING PLAN - OFFICE HVAC & SPRINKLER LOCATIONS

1/4" = 1'-0"

RCP LEGEND

ACT - ACOUSTICAL CEILING TILES, SUSPENDED (24" x 24")
- **ACT1** = STANDARD TILES
- **ACT2** = BLACK STANDARD TILES

GBG - GYPSUM BOARD ON SUSPENDED GRID SYSTEM
CONTROL JOINT INDICATION, TYP.

GBS - GYPSUM BOARD ON METAL STUD FURRING
CONTROL JOINT INDICATION, TYP.

ACM1 - ALUMINUM COMPOSITE MATERIAL - COLOR 1
PANEL JOINT INDICATION, TYP.

ACM2 - ALUMINUM COMPOSITE PANELS- COLOR 2
PANEL JOINT INDICATION, TYP.

ACT	ACOUSTICAL CEILING TILE (ACT1, ACT2, ETC..)
GBG	GYPSUM BD. CEILING, ON SUSPENDED GRID SYSTEM
GBS	GYPSUM BD. CEILING ON METAL STUD FURRING
SWC	STAINED WOOD CEILING (SWC1, SWC2...)
AWC	ACOUSTICAL WOOD CEILING (AWC1, AWC2...)
ACM	ALUMINUM COMPOSITE MATERAIL (ACM1, ACM2...)
MSP	METAL SOFFIT PANEL (MSP2, MSP2....)

C4 ; 33'-33" **CEILING TAG W/ TYPE AND HEIGH A.F.F.**

LIGHT FIXTURES SHOWN FOR TYPE/ LOCATION COORDINATION. REFER TO ELECTRICAL PLANS FOR TYPE DESIGNATION AND SCHEDULE INFORMATION.

FIXTURE A : PENDANT CYLINDER LED DOWNLIGHT

FIXTURE B : RECESSED SQUARE LED DOWNLIGHT (FLANGELESS)

FIXTURE C : RECESSED SQUARE LED DOWNLIGHT (FLANGE)

FIXTURE D : 2' X 2' RECESSED INDIRECT FIXTURE

FIXTURE E : RECESSED LINEAR LED LIGHT FIXTURE (LENGTH VARIES)

COVE **FIXTURE F : LED LOW-PROFILE COVE LIGHT**

FIXTURE G : PENDANT HIGH BAY FIXTURE

FIXTURE H : LED LOW-PROFILE COVE LIGHT

RS **MANUAL ROLLER SHADE**

PET FELT ACOUSTIC BAFFLE - GRID HUNG (LENGTH VARIES)

EXIT LIGHT
DIRECTIONAL ARROW

SPRINKLER HEAD LOCATION - VERIFY LOCATION WITH FIRE PROTECTION CONSULTANT

MECHANICAL FIXTURES ARE SHOWN FOR TYPE / COORDINATION. REFER TO MECHANICAL PLANS FOR TYPE DESIGNATION AND SCHEDULE INFORMATION.

TYP. RETURN GRILLE AT LAY-IN CEILINGS, U.O.N.

TYP. SUPPLY GRILLE AT LAY-IN CEILINGS, U.O.N. REFER TO RCP FOR LOCATIONS OF LINEAR SUPPLY GRILLES

RECESSED SPRINKLER HEAD LOCATION - VERIFY LOCATION WITH FIRE PROTECTION CONSULTANT (MATCH SPRINKLER COVER TO CEILING COLOR-PROVIDE SAMPLES TO ARCHITECT)

NOTE: ANY GRILLE'S THAT ARE SHADED DARK GREY ARE TO BE PAINTED TO BLACK TO MATCH THE CEILING THAT IT IS PLACED IN.

POLK STANLEY WILCOX

801 South Spring Street
Little Rock, AR 72201
501.378.0878 office

509 W. Spring St. | Suite 150
Fayetteville, AR 72701
479.444.0473 office

polkstanleywilcox.com

CONTRACTOR
MURRY CONTRACTORS
2 Remington Cv.
Little Rock, AR 72204
PH:501.916.2461

POLK STANLEY WILCOX ARCHITECTS
REGISTERED ARCHITECT
NO. C-340
8/28/26
ARKANSAS

PSW Job Number:
822K

SIMMONS BANK LR HANGER
LITTLE ROCK, AR

100% PERMIT SET
Issue Date:
08/28/26

REVISIONS

NUMBER	DATE	DESCRIPTION

Contents:
OFFICE/WAITING CEILING PLAN

THIS PAGE IS BEST VIEWED IN COLOR

A201

Autodesk Docs://822K Simmons Bank LR Hangar ADU/822K Simmons Bank LR Hangar ADU.rvt
Model
8/27/2026 3:41:14 PM

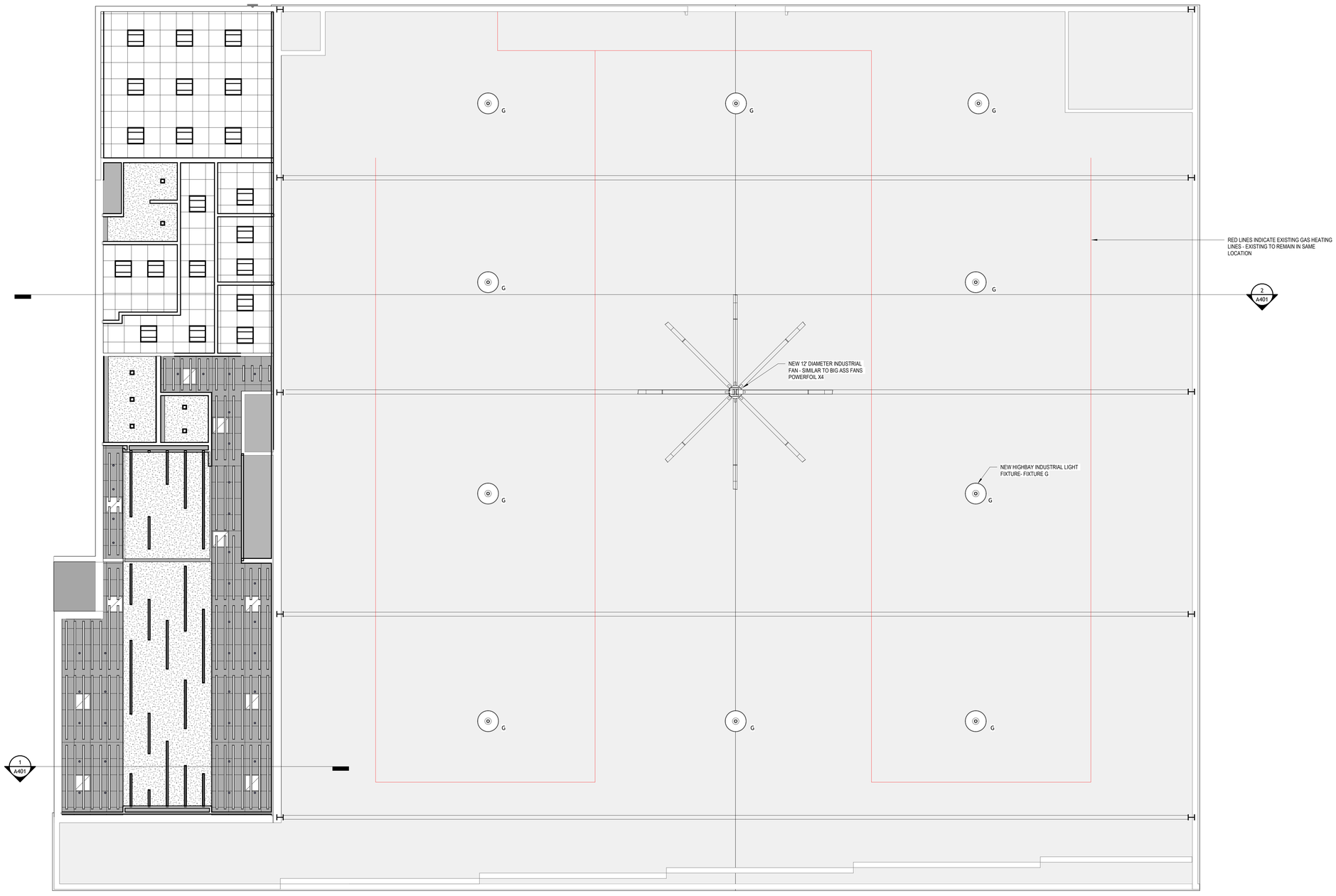

1 REFLECTED CEILING PLAN - OVERALL

3/16" = 1'-0"

RCP LEGEND

ACT - ACOUSTICAL CEILING TILES, SUSPENDED (24" x 24")

- **ACT1** = STANDARD TILES
- **ACT2** = BLACK STANDARD TILES

GBG - GYPSUM BOARD ON SUSPENDED GRID SYSTEM

CONTROL JOINT INDICATION, TYP.

GBS - GYPSUM BOARD ON METAL STUD FURRING

CONTROL JOINT INDICATION, TYP.

ACM1 - ALUMINUM COMPOSITE MATERIAL - COLOR 1

PANEL JOINT INDICATION, TYP.

ACM2 - ALUMINUM COMPOSITE PANELS- COLOR 2

PANEL JOINT INDICATION, TYP.

ACT	ACOUSTICAL CEILING TILE (ACT1, ACT2, ETC...)
GBG	GYPSUM BD. CEILING, ON SUSPENDED GRID SYSTEM
GBS	GYPSUM BD. CEILING ON METAL STUD FURRING
SWC	STAINED WOOD CEILING (SWC1, SWC2...)
AWC	ACOUSTICAL WOOD CEILING (AWC1, AWC2...)
ACM	ALUMINUM COMPOSITE MATERAIL (ACM1, ACM2...)
MSP	METAL SOFFIT PANEL (MSP2, MSP2....)

C4 ; 33'-33" **CEILING TAG W/ TYPE AND HEIGH A.F.F.**

LIGHT FIXTURES SHOWN FOR TYPE/ LOCATION COORDINATION. REFER TO ELECTRICAL PLANS FOR TYPE DESIGNATION AND SCHEDULE INFORMATION.

FIXTURE A : PENDANT CYLINDER LED DOWNLIGHT

FIXTURE B : RECESSED SQUARE LED DOWNLIGHT (FLANGELESS)

FIXTURE C : RECESSED SQUARE LED DOWNLIGHT (FLANGE)

FIXTURE D : 2' X 2' RECESSED INDIRECT FIXTURE

FIXTURE E : RECESSED LINEAR LED LIGHT FIXTURE (LENGTH VARIES)

COVE **FIXTURE F : LED LOW-PROFILE COVE LIGHT**

FIXTURE G : PENDANT HIGH BAY FIXTURE

FIXTURE H : LED LOW-PROFILE COVE LIGHT

RS **MANUAL ROLLER SHADE**

PET FELT ACOUSTIC BAFFLE - GRID HUNG (LENGTH VARIES)

EXIT LIGHT

DIRECTIONAL ARROW

SPRINKLER HEAD LOCATION - VERIFY LOCATION WITH FIRE PROTECTION CONSULTANT

MECHANICAL FIXTURES ARE SHOWN FOR TYPE / COORDINATION. REFER TO MECHANICAL PLANS FOR TYPE DESIGNATION AND SCHEDULE INFORMATION.

TYP. RETURN GRILLE AT LAY-IN CEILINGS, U.O.N.

TYP. SUPPLY GRILLE AT LAY-IN CEILINGS, U.O.N. REFER TO RCP FOR LOCATIONS OF LINEAR SUPPLY GRILLES

RECESSED SPRINKLER HEAD LOCATION - VERIFY LOCATION WITH FIRE PROTECTION CONSULTANT (MATCH SPRINKLER COVER TO CEILING COLOR-PROVIDE SAMPLES TO ARCHITECT)

NOTE: ANY GRILLE'S THAT ARE SHADED DARK GREY ARE TO BE PAINTED TO BLACK TO MATCH THE CEILING THAT IT IS PLACED IN.

POLK
STANLEY
WILCOX

801 South Spring Street
Little Rock, AR 72201
501.378.0878 office

509 W. Spring St. | Suite 150
Fayetteville, AR 72701
479.444.0473 office

polkstanleywilcox.com

CONTRACTOR
MURRY CONTRACTORS
2 Remington Cv.
Little Rock, AR 72204
PH:501.916.2461

POLK STANLEY WILCOX - ARCHITECTS
REGISTERED ARCHITECT
NO. C-340
8-28-26
ARKANSAS

PSW Job Number:
822K

SIMMONS BANK
LR HANGER
LITTLE ROCK, AR

100% PERMIT SET
Issue Date:
08/28/26

REVISIONS

NUMBER	DATE	DESCRIPTION

Contents:
OVERALL CEILING PLAN

THIS PAGE IS BEST VIEWED IN COLOR

A202

Autodesk Docs://822K Simmons Bank LR Hanger KCA/822K Simmons Bank LR Hanger KCA / Cloud Model.rvt
6/27/2025 3:41:15 PM

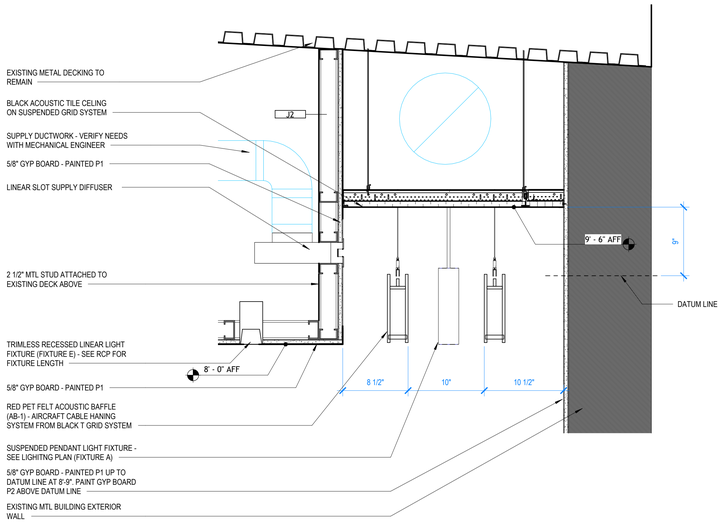

6 CONF. ROOM CEILNIG FUR DOWN SECTION

1 1/2" = 1'-0"

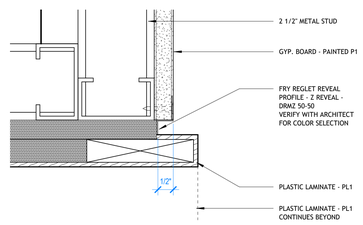

5 BREAK RM PORTAL SURROUND DETAIL

6" = 1'-0"

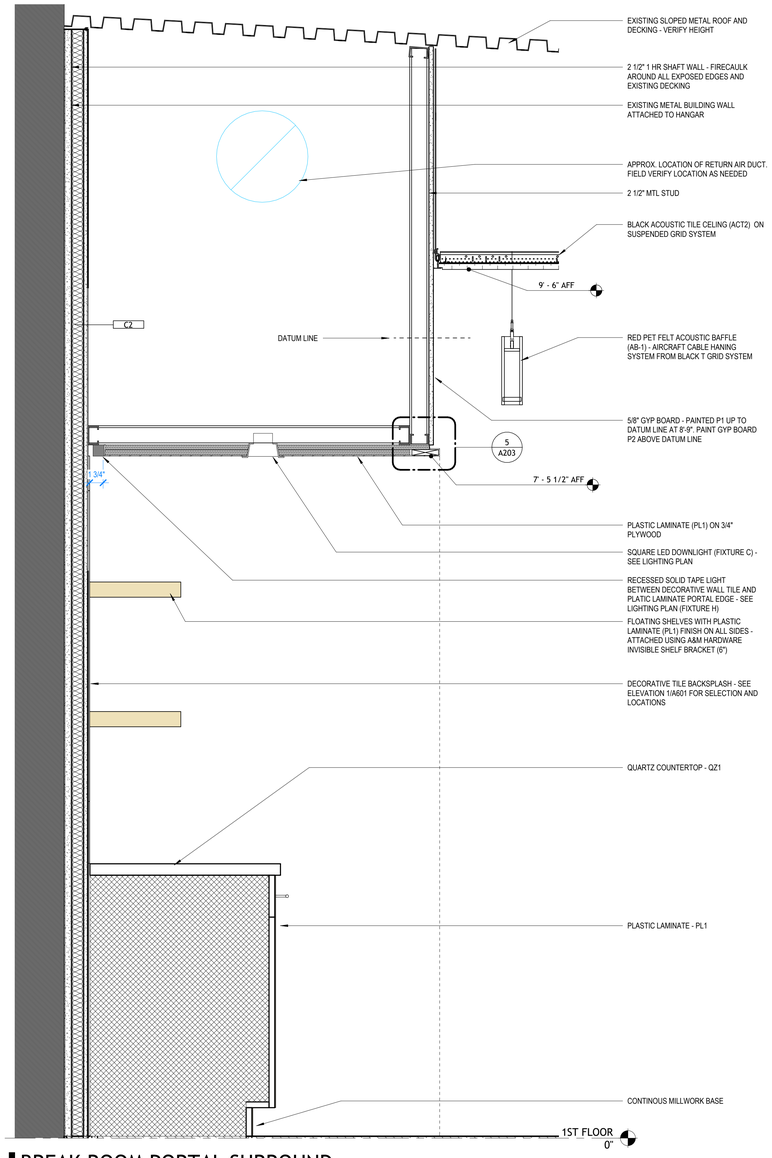

4 BREAK ROOM PORTAL SURROUND

1 1/2" = 1'-0"

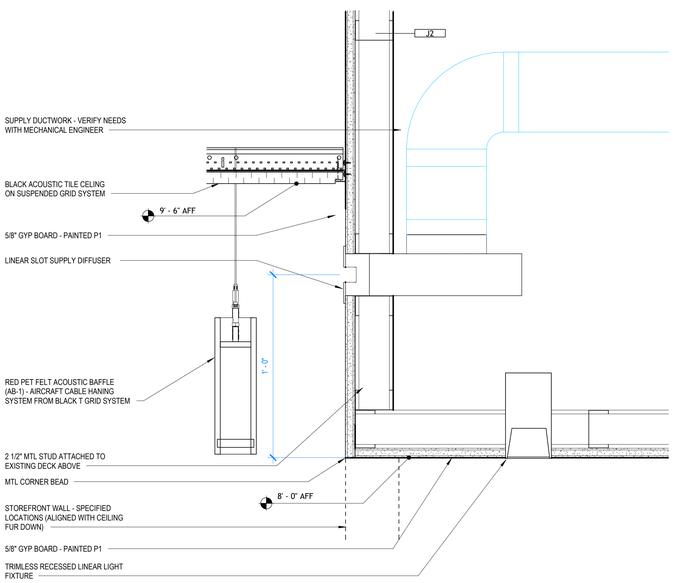

3 LOBBY CEILING FUR DOWN SECTION

3" = 1'-0"

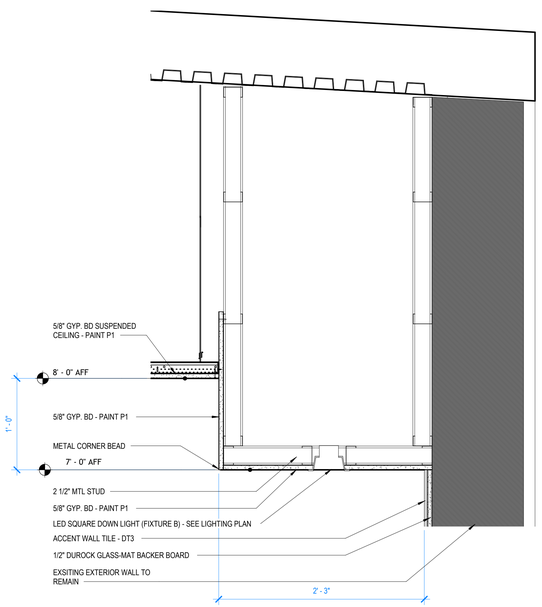

2 PILOTS RESTROOM CEILING FUR DOWN

1 1/2" = 1'-0"

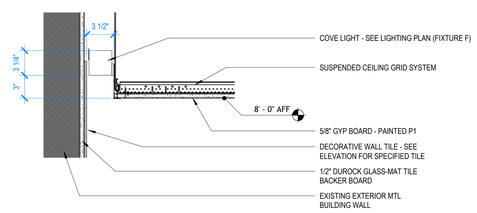

1 TYPICAL GYP. BD COVE LIGHT DETAIL

1 1/2" = 1'-0"

POLK STANLEY WILCOX

801 South Spring Street
Little Rock, AR 72201
501.378.0878 office

509 W. Spring St. | Suite 150
Fayetteville, AR 72701
479.444.0473 office

polkstanleywilcox.com

CONTRACTOR
MURRY CONTRACTORS
2 Remington Cv.
Little Rock, AR 72204
PH:501.916.2461

PSW Job Number:
822K

SIMMONS BANK
LR HANGER
LITTLE ROCK, AR

100% PERMIT SET
Issue Date:
08/28/26

REVISIONS

NUMBER	DATE	DESCRIPTION

Contents:
CEILING PLAN DETAILS

THIS PAGE IS BEST VIEWED IN COLOR

A203

Autodesk Docs://822K Simons Bank LR Hanger ICA/822K Simons Bank LR Hanger ICA.rvt
Created on 6/27/2025 3:41:15 PM

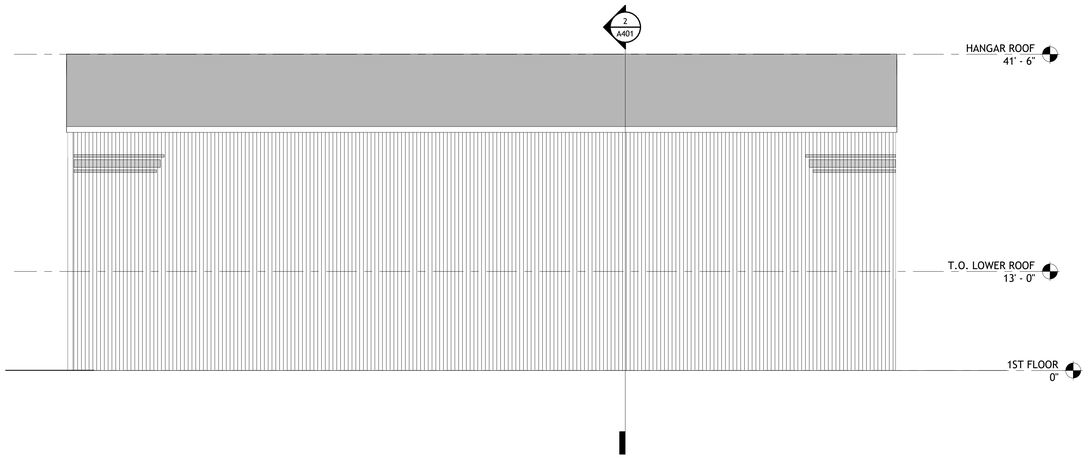

4 EXTERIOR BUILDING ELEVATION - SOUTH
1/8" = 1'-0"

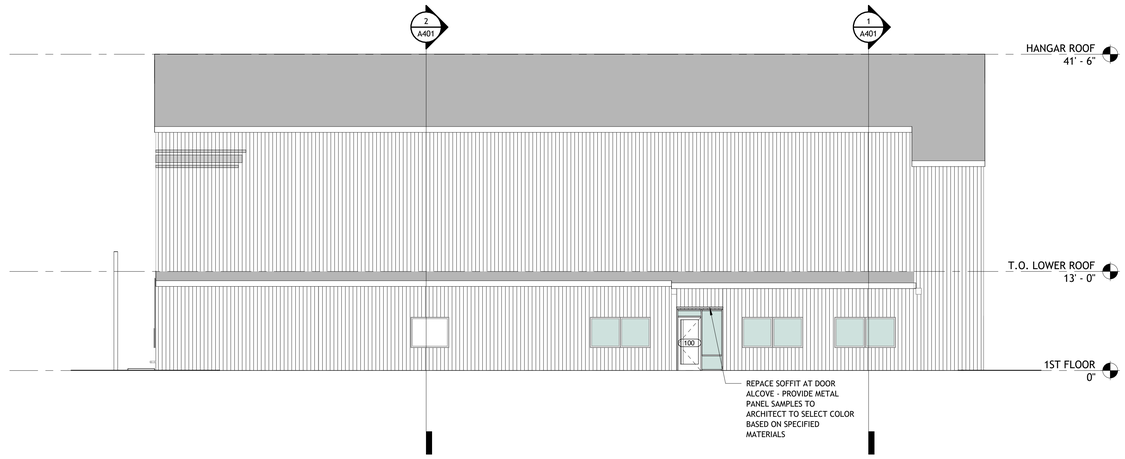

3 EXTERIOR BUILDING ELEVATION - NORTH
1/8" = 1'-0"

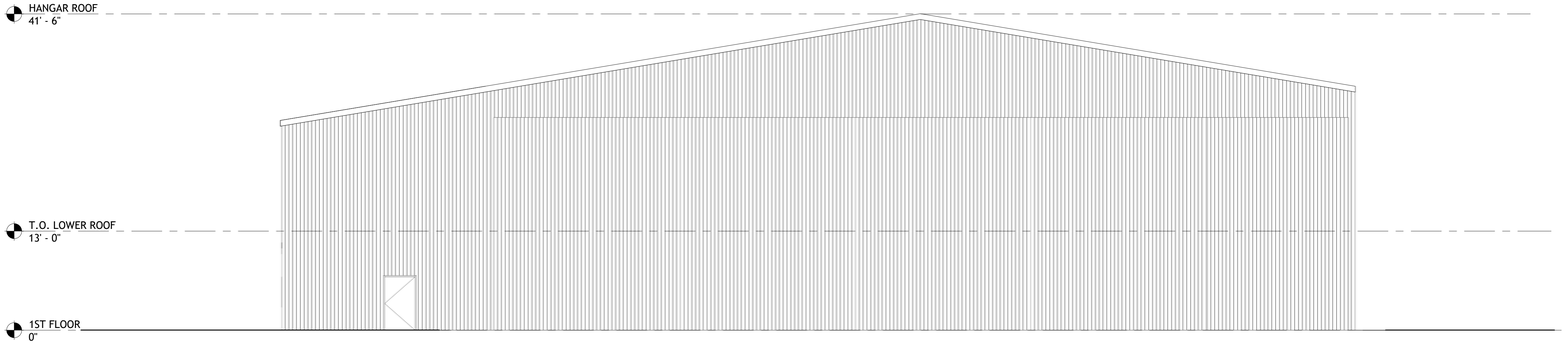

2 EXTERIOR BUILDING ELEVATION - WEST
1/8" = 1'-0"

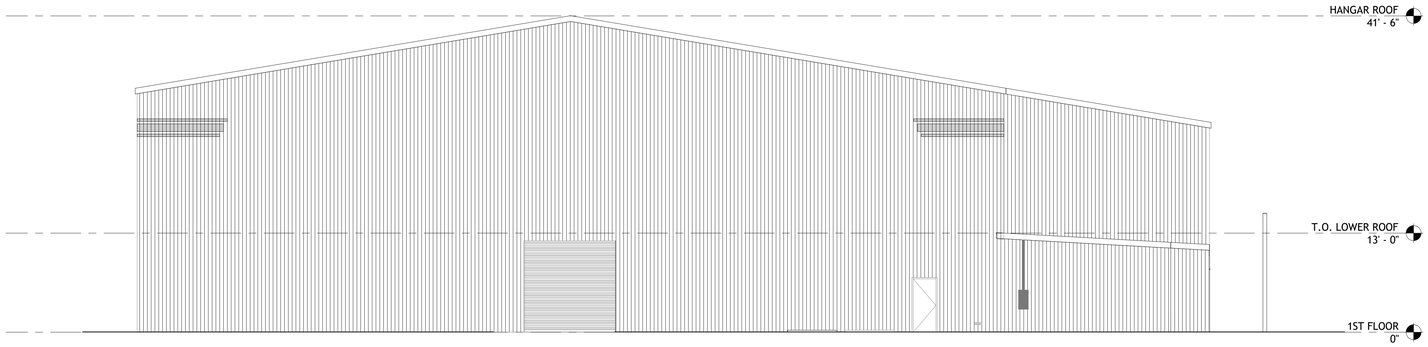

1 EXTERIOR BUILDING ELEVATION - EAST
1/8" = 1'-0"

POLK
STANLEY
WILCOX

801 South Spring Street
Little Rock, AR 72201
501.378.0878 office

509 W. Spring St. | Suite 150
Fayetteville, AR 72701
479.444.0473 office

polkstanleywilcox.com

CONTRACTOR
MURRY CONTRACTORS
2 Remington Cv.
Little Rock, AR 72204
PH:501.916.2461

POLK STANLEY WILCOX ARCHITECTS
REGISTERED ARCHITECT
NO. C-140
8-28-26
ARKANSAS

PSW Job Number:
822K

SIMMONS BANK
LR HANGER
LITTLE ROCK, AR

100% PERMIT SET
Issue Date:
08/28/26

REVISIONS

NUMBER	DATE	DESCRIPTION

Contents:
BUILDING ELEVATIONS

THIS PAGE IS BEST VIEWED IN COLOR

A301

Autodesk Docs://822K Simmons Bank LR Hanger KSA/822K Simmons Bank LR Hanger KSA.rvt
Created on
8/27/2026 4:47:23 PM

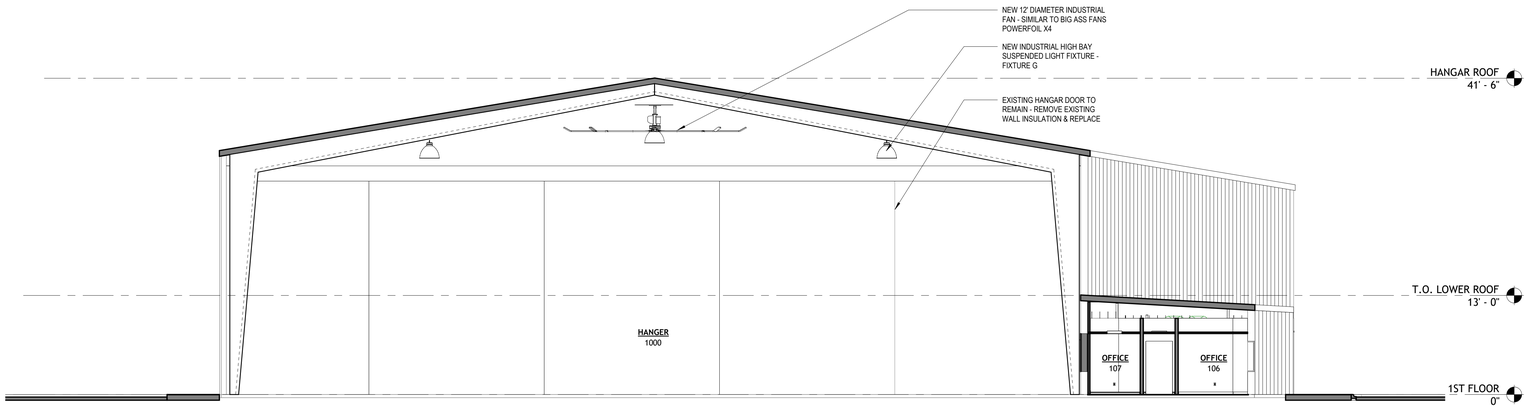

2 HANGAR BUILDING SECTION

1/8" = 1'-0"

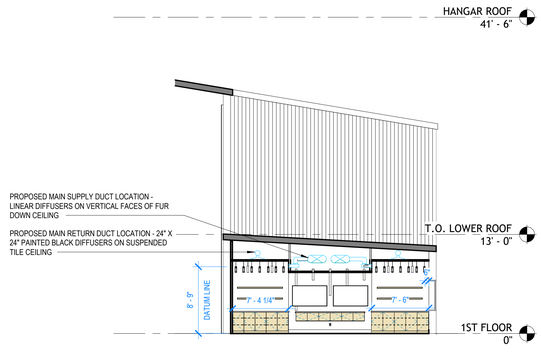

1 WAITING LOBBY BUILDING SECTION

1/8" = 1'-0"

POLK
STANLEY
WILCOX

801 South Spring Street
Little Rock, AR 72201
501.378.0878 office

509 W. Spring St. | Suite 150
Fayetteville, AR 72701
479.444.0473 office

polkstanleywilcox.com

CONTRACTOR
MURRY CONTRACTORS
2 Remington Cv.
Little Rock, AR 72204
PH:501.916.2461

POLK STANLEY WILCOX ARCHITECTS
REGISTERED ARCHITECT
NO. C-140
8/28/26
ARKANSAS

PSW Job Number:
822K

SIMMONS BANK
LR HANGER
LITTLE ROCK, AR

100% PERMIT SET
Issue Date:
08/28/26

REVISIONS

NUMBER	DATE	DESCRIPTION

Contents:
BUILDING SECTIONS

THIS PAGE IS BEST VIEWED IN COLOR

A401

AutoCAD Docs:/PSCFX Simmons Bank @ Hangar EA2/ECX Simmons Bank @ Hangar EA2.Cloud
Model.rvt
8/27/2026 3:41:22 PM

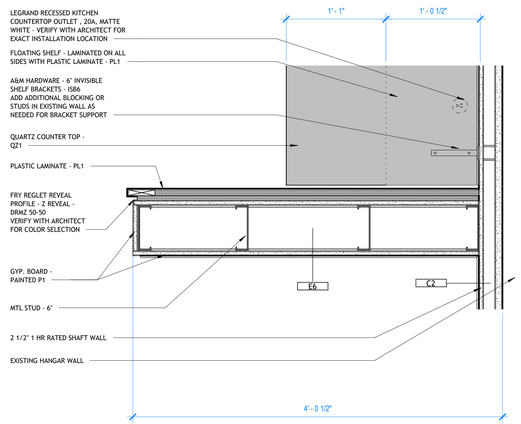

10 ENLARGED PLAN - BREAK ROOM
1 1/2" = 1'-0"

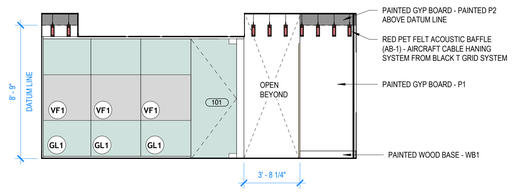

9 WAITING LOBBY - INT ELEV. WEST
1/4" = 1'-0"

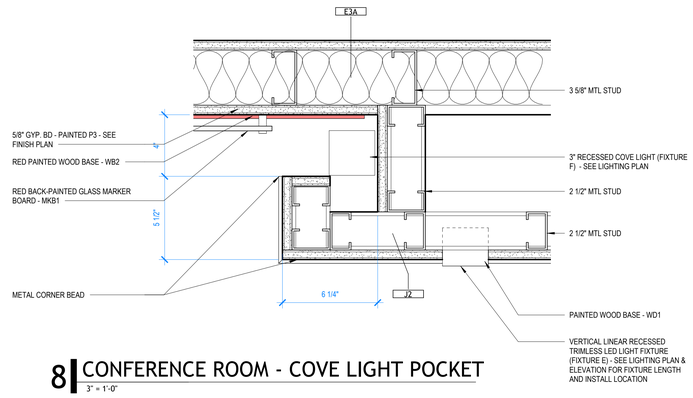

8 CONFERENCE ROOM - COVE LIGHT POCKET
3" = 1'-0"

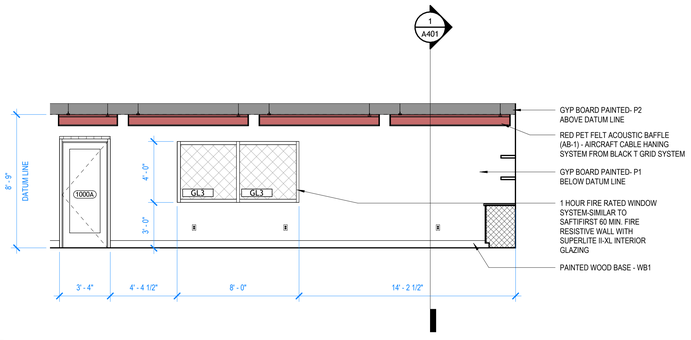

7 WAITING LOBBY - INT ELEV. NORTH
1/4" = 1'-0"

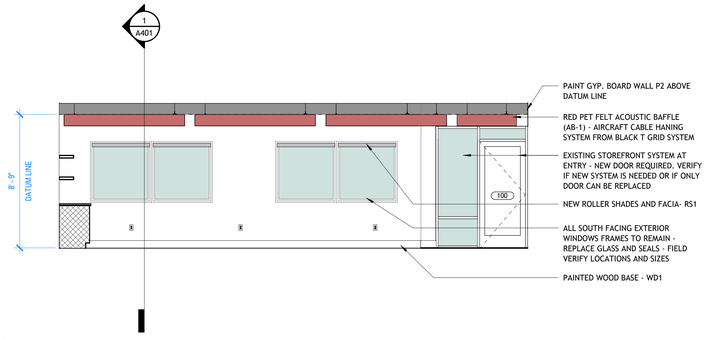

6 WAITING LOBBY - INT ELEV. SOUTH
1/4" = 1'-0"

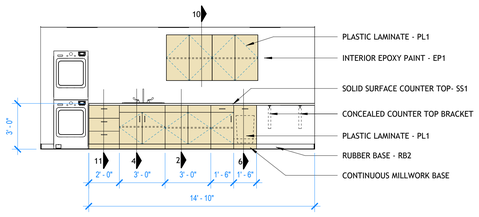

5 WORKROOM INT. ELEV.
1/4" = 1'-0"

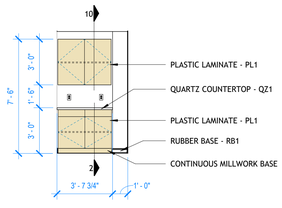

4 COPY ROOM INT. ELEV.
1/4" = 1'-0"

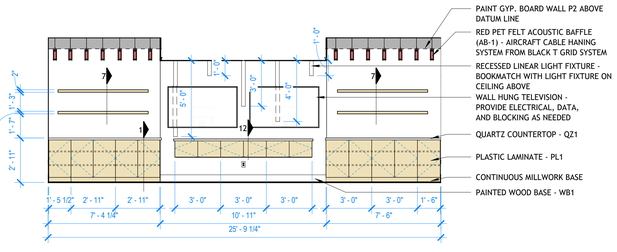

3 WAITING LOBBY - INT ELEV. EAST
1/4" = 1'-0"

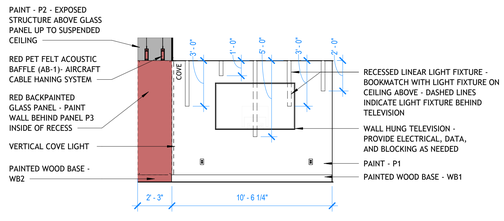

2 CONFERENCE ROOM - INT ELEV.
1/4" = 1'-0"

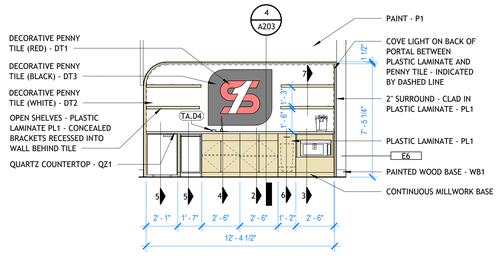

1 BREAK ROOM - INT. ELEV
1/4" = 1'-0"

POLK STANLEY WILCOX

801 South Spring Street
Little Rock, AR 72201
501.378.0878 office

509 W. Spring St. | Suite 150
Fayetteville, AR 72701
479.444.0473 office

polkstanleywilcox.com

CONTRACTOR
MURRY CONTRACTORS
2 Remington Cv.
Little Rock, AR 72204
PH:501.916.2461

POLK STANLEY WILCOX ARCHITECTS
REGISTERED ARCHITECT
NO. C-140
8/28/26
ARKANSAS

PSW Job Number:
822K

SIMMONS BANK
LR HANGER
LITTLE ROCK, AR

100% PERMIT SET
Issue Date:
08/28/26

REVISIONS

NUMBER	DATE	DESCRIPTION

Contents:
ENLARGED PLANS AND INTERIOR ELEVATIONS

THIS PAGE IS BEST VIEWED IN COLOR

A601

AutoCAD Civil / PZCPX Simmons Bank @ Hanger E5A / ECCR Simmons Bank @ Hanger E5A Cloud
Model.rvt
8/27/2026 3:47:23 PM

TOILET ACCESSORY LEGEND AND MOUNTING DIAGRAMS SCALE: 1/4" = 1'-0"

NOTES:
1. ACCESSORIES LISTED MAY HAVE GAPS IN ALPHABETICAL LISTING.
2. REFER TO SPECS FOR SPECIFIC MANUFACTURER AND MODEL NUMBER (10 80 00)
3. GC IS RESPONSIBLE FOR ALL REQUIRED BLOCKING.

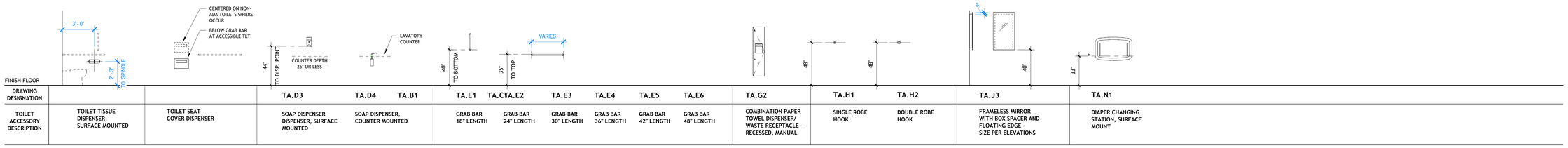

DRAWING DESIGNATION			TA.D3	TA.D4	TA.B1	TA.E1	TA.C	TA.E2	TA.E3	TA.E4	TA.E5	TA.E6	TA.G2	TA.H1	TA.H2	TA.J3	TA.N1
TOILET ACCESSORY DESCRIPTION	TOILET TISSUE DISPENSER, SURFACE MOUNTED	TOILET SEAT COVER DISPENSER	SOAP DISPENSER DISPENSER, SURFACE MOUNTED	SOAP DISPENSER, COUNTER MOUNTED		GRAB BAR 18" LENGTH		GRAB BAR 24" LENGTH	GRAB BAR 30" LENGTH	GRAB BAR 36" LENGTH	GRAB BAR 42" LENGTH	GRAB BAR 48" LENGTH	COMBINATION PAPER TOWEL DISPENSER/ WASTE RECEPTACLE - RECESSED, MANUAL	SINGLE ROBE HOOK	DOUBLE ROBE HOOK	FRAMELESS MIRROR WITH BOX SPACER AND FLOATING EDGE - SIZE PER ELEVATIONS	DIAPER CHANGING STATION, SURFACE MOUNT

TOILET ACCESSORY SCHEDULE

MARK	DESCRIPTION	O.F.O.I.	O.F.C.I.	C.F.C.I.	BLOCKING	COMMENTS
TA.B1	TOILET PAPER DISPENSER - DOUBLE	X			X	
TA.C1	TOILET SEAT COVER DISPENSER			X	X	
TA.D4	SOAP DISPENSER, COUNTERTOP MOUNTED			X		
TA.E1	GRAB BAR - 18", VERTICAL			X	X	
TA.E4	GRAB BAR - 36", HORIZONTAL			X	X	
TA.E5	GRAB BAR - 42", HORIZONTAL			X	X	
TA.G2	Bobrick B-3803 TrimLine Series Recessed Combination Towel and Waste Unit					
TA.H1	ROBE HOOK - SINGLE			X	X	
TA.H2	ROBE HOOK - DOUBLE			X	X	
TA.J3	MIRROR - 24 X 36, FLOATING EDGE			X	X	
TA.N1	KB310-SSRE Baby Changing Station Closed Position			X	X	Available Colors: Grey with Stainless Steel

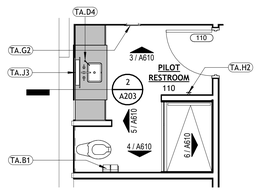

1 PILOT RESTROOM ENLARGED PLAN
1/4" = 1'-0"

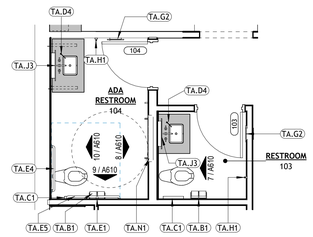

2 RESTROOM ENLARGED PLAN
1/4" = 1'-0"

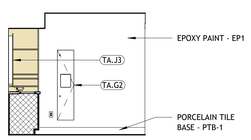

3 110-NORTH ELEVATION
1/4" = 1'-0"

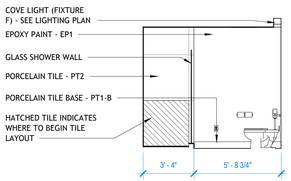

4 110-SOUTH ELEVATION
1/4" = 1'-0"

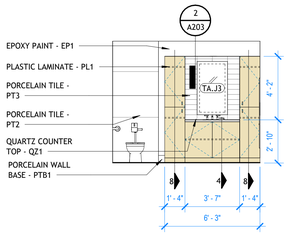

5 110-WEST ELEVATION
1/4" = 1'-0"

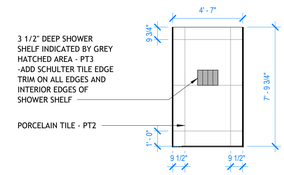

6 110- EAST ELEVATION
1/4" = 1'-0"

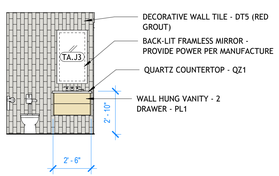

7 103-WEST ELEVATION
1/4" = 1'-0"

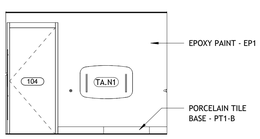

8 104-EAST ELEVATION
1/4" = 1'-0"

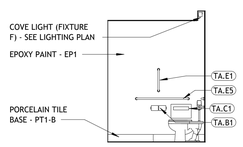

9 104-SOUTH ELEVATION
1/4" = 1'-0"

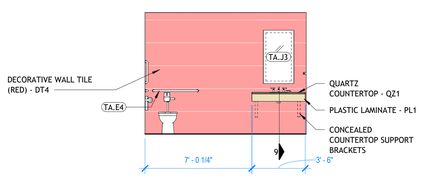

10 104-WEST ELEVATION
1/4" = 1'-0"

POLK STANLEY WILCOX

801 South Spring Street
Little Rock, AR 72201
501.378.0878 office

509 W. Spring St. | Suite 150
Fayetteville, AR 72701
479.444.0473 office

polkstanleywilcox.com

CONTRACTOR
MURRY CONTRACTORS
2 Remington Cv.
Little Rock, AR 72204
PH:501.916.2461

PSW Job Number:
822K

SIMMONS BANK
LR HANGER
LITTLE ROCK, AR

100% PERMIT SET
Issue Date:
08/28/26

REVISIONS

NUMBER	DATE	DESCRIPTION

Contents:
ENLARGED TOILET PLANS AND ELEVATIONS

THIS PAGE IS BEST VIEWED IN COLOR

A610

Autodesk Docs://822K Simmons Bank LR Hanger KSA/822K Simmons Bank LR Hanger KSA Cloud model.rvt
8/27/2026 3:47:13 PM

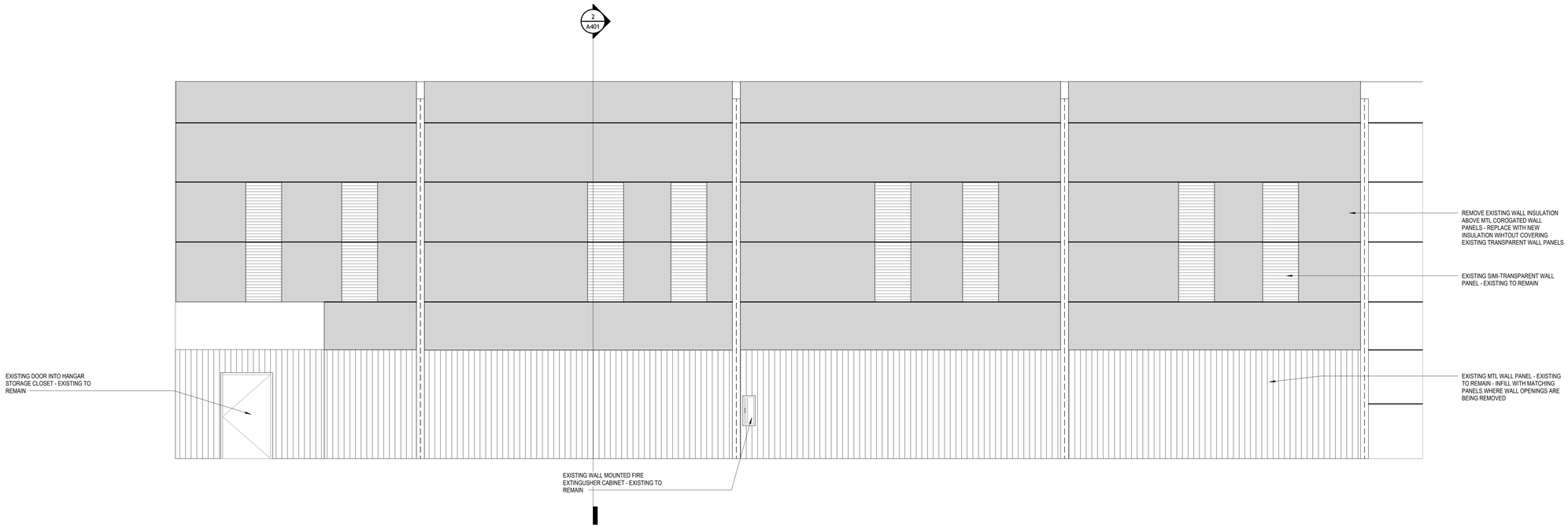

2 HANGAR INTERIOR ELEVATION - NORTH

1/4" = 1'-0"

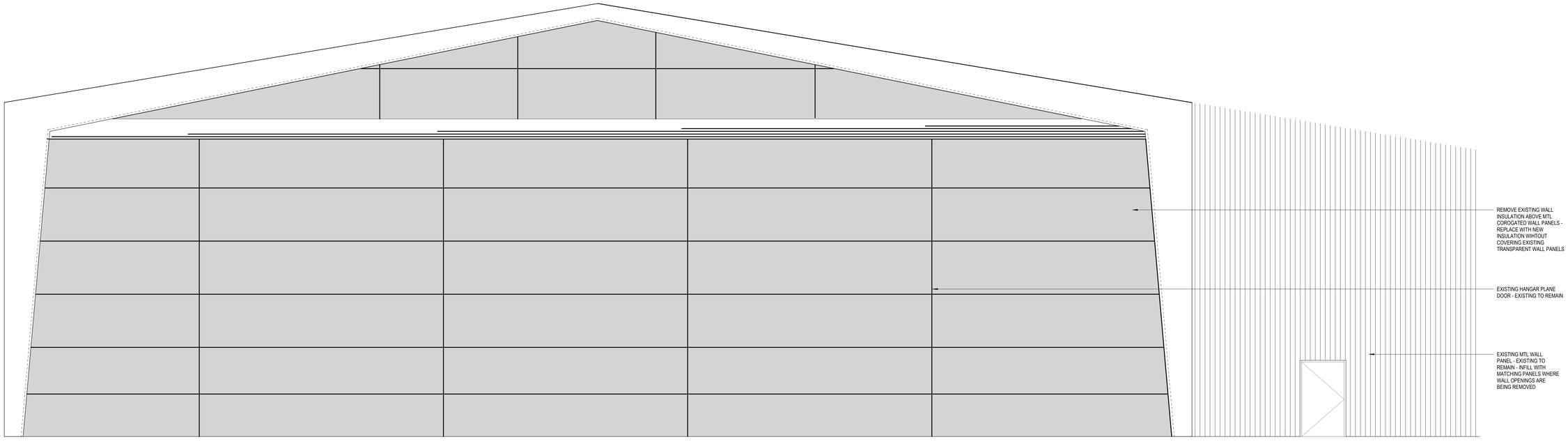

1 HANGAR INTERIOR ELEVATION - EAST

1/4" = 1'-0"

POLK
STANLEY
WILCOX

801 South Spring Street
Little Rock, AR 72201
501.378.0878 office

509 W. Spring St. | Suite 150
Fayetteville, AR 72701
479.444.0473 office

polkstanleywilcox.com

CONTRACTOR
MURRY CONTRACTORS
2 Remington Cv.
Little Rock, AR 72204
PH:501.916.2461

POLK STANLEY WILCOX ARCHITECTS
REGISTERED ARCHITECT
NO. C-140
8-28-26
ARKANSAS

PSW Job Number:
822K

SIMMONS BANK
LR HANGER
LITTLE ROCK, AR

100% PERMIT SET
Issue Date:
08/28/26

REVISIONS

NUMBER	DATE	DESCRIPTION

Contents:
HANGAR INTERIOR ELEVATIONS

THIS PAGE IS BEST VIEWED IN COLOR

A611

AutoCAD Direct / RECON: Simmons Bank @ Hangar EA2 / ECOS: Simmons Bank @ Hangar EA2 / Cloud Model: n/a
8/27/2026 3:47:26 PM

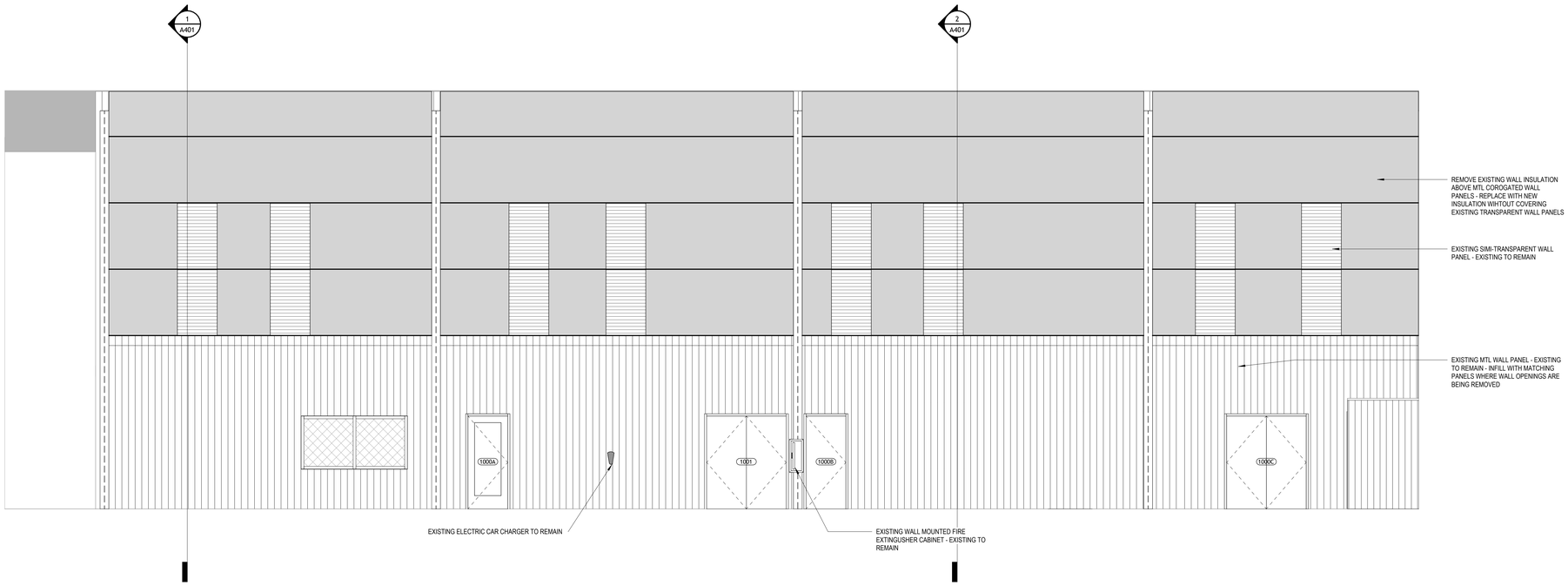

2 HANGAR INTERIOR ELEVATION - SOUTH

1/4" = 1'-0"

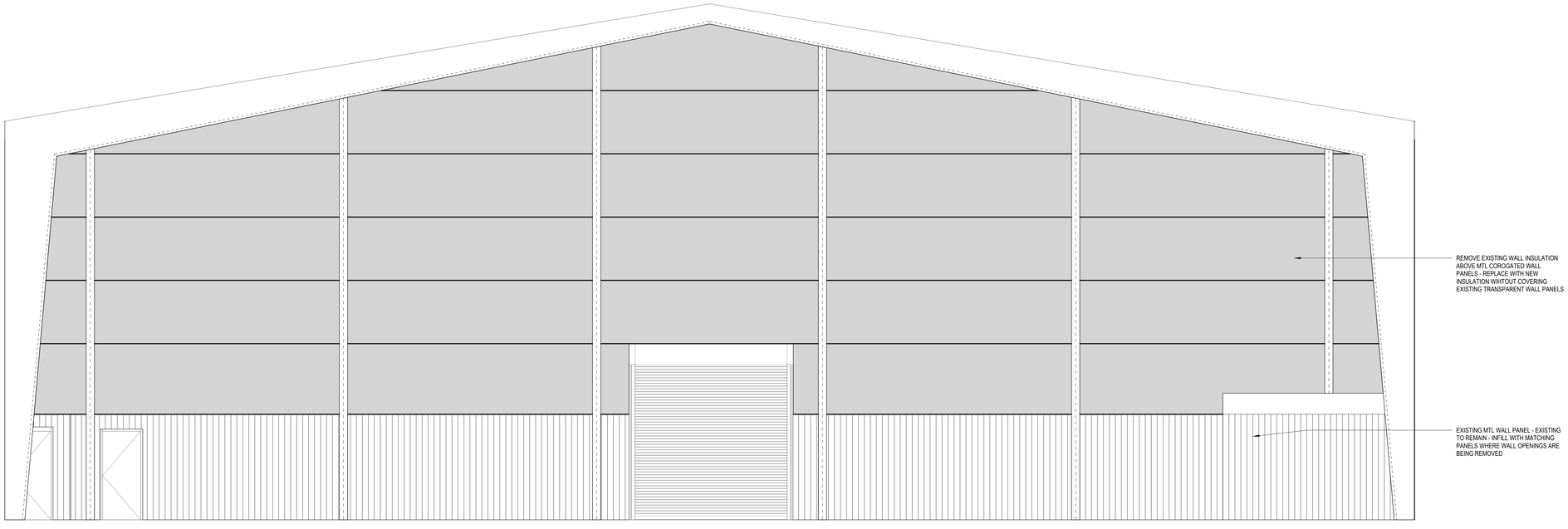

1 HANGAR INTERIOR ELEVATION - WEST

1/4" = 1'-0"

POLK
STANLEY
WILCOX

801 South Spring Street
Little Rock, AR 72201
501.378.0878 office

509 W. Spring St. | Suite 150
Fayetteville, AR 72701
479.444.0473 office

polkstanleywilcox.com

CONTRACTOR
MURRY CONTRACTORS
2 Remington Cv.
Little Rock, AR 72204
PH:501.916.2461

POLK STANLEY WILCOX ARCHITECTS
REGISTERED ARCHITECT
NO. C-140
8-28-26
ARKANSAS

PSW Job Number:
822K

SIMMONS BANK
LR HANGER
LITTLE ROCK, AR

100% PERMIT SET
Issue Date:
08/28/26

REVISIONS

NUMBER	DATE	DESCRIPTION

Contents:
HANGAR INTERIOR ELEVATIONS

THIS PAGE IS BEST VIEWED IN COLOR

A612

AutoCAD Civil 3D(R)2026: Simmons Bank @ Hangar EA2 ECOR: Simmons Bank @ Hangar EA2 Cloud Model.rvt
8/11/2026 3:41:27 PM

WALL TYPE E -NON RATED SOUND PARTITION

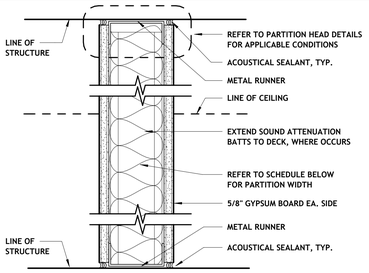

PARTITION TYPE	STUD WIDTH	PARTITION WIDTH	FIRE RATING	MIN. STC RATING	REMARKS
E3	3 5/8"	<varies>	NOT RATED	39	
E3A	3 5/8"	4 7/8"	NOT RATED	45-49	
E6	6"	7 1/4"	NOT RATED	39	
E6A	6"	7 1/4"	NOT RATED	50-52	

WALL TYPE G - NON RATED TO ABOVE CEILING

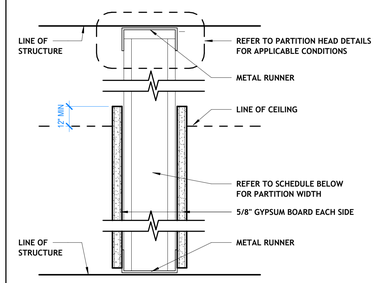

PARTITION TYPE	STUD WIDTH	PARTITION WIDTH	FIRE RATING	MIN. STC RATING	REMARKS
GL3			60 Minutes		

WALL TYPE C -1 HR RATED SHAFT WALL

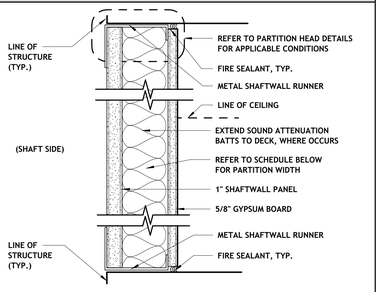

PARTITION TYPE	STUD WIDTH	PARTITION WIDTH	FIRE RATING	MIN. STC RATING	REMARKS
C2	2 1/2"	3 1/8"	60 min	38	

RATED ASSEMBLY : U 469

WALL TYPE J - ONE SIDED WALL

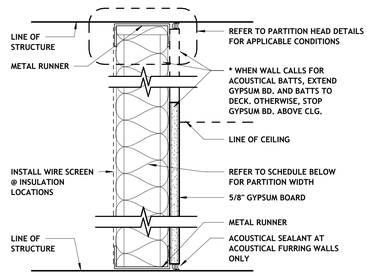

PARTITION TYPE	STUD WIDTH	PARTITION WIDTH	FIRE RATING	MIN. STC RATING	REMARKS
J2	2 1/2"	3 1/8"	NOT RATED	--	
J3	3 5/8"	4 1/4"	NOT RATED	--	

PARTITION KEY LEGEND

J3A–

- PARTITION TYPE LETTER DESIGNATION
- STUD WIDTH ABBREVIATION
- 'A' SUFFIX DENOTES ACOUSTIC WALL. PROVIDE ACOUSTIC INSULATION WITHIN WALL AND ACOUSTIC SEALANT ALONG TOP AND BOTTOM OF WALL AND AT PENETRATIONS.

PARTITION TYPE NOTES

A. ALL INTERIOR PARTITION FRAMING IS SHOWN WITH STUD SIZES FOR PURPOSES OF CONTROLLING DIMENSIONAL LAYOUTS AND COORDINATING WITH SYSTEMS AND RECESSED EQUIPMENT. REFER TO 09 2500 (OR 05 4000 AS REQUIRED) OF PROJECT MANUAL FOR CONTRACTOR OBLIGATIONS REGARDING DELEGATED DESIGN OF METAL STUD FRAMING.

STC RATINGS LISTED SHOULD BE ACCOUNTED FOR IN DELIGATED DESIGN ASSEMBLIES.

B. SCHEDULED PARTITION WIDTHS REPRESENT FACE OF WALL/DRYWALL AND ARE NOT INCLUSIVE OF FINISH MATERIALS. REFER TO FINISH SHEDULE, FINISH PLAN, AND INTERIOR ELEVATIONS FOR LOCATION AND EXTENT OF APPLIED WALL FINISHES.

C. PROVIDE STENCILED OR STICKER RATING IDENTIFICATION ABOVE THE CEILING AT RATED PARTITIONS. REFER TO LIFE SAFETY PLANS/ LEGEND FOR TEXT DESCRIPTIONS AND ASSOCIATED LOCATIONS.

POLK STANLEY WILCOX

801 South Spring Street
Little Rock, AR 72201
501.378.0878 office

509 W. Spring St. | Suite 150
Fayetteville, AR 72701
479.444.0473 office

polkstanleywilcox.com

CONTRACTOR
MURRY CONTRACTORS
2 Remington Cv.
Little Rock, AR 72204
PH:501.916.2461

POLK STANLEY WILCOX ARCHITECTS
REGISTERED ARCHITECT
NO. C-140
8/28/26
ARKANSAS

PSW Job Number:
822K

SIMMONS BANK
LR HANGER
LITTLE ROCK, AR

100% PERMIT SET
Issue Date:
08/28/26

REVISIONS

NUMBER	DATE	DESCRIPTION

Contents:
PARTITION SCHEDULE

THIS PAGE IS BEST VIEWED IN COLOR

A701

AutoCAD Docs://8029-Simmons Bank @ Hanger EA2/8029-Simmons Bank @ Hanger EA2-Cloud Model.rvt
8/31/2026 3:41:28 PM

COMMON PARTITION HEAD DETAILS

NOTES:
1. PARTITION HEAD DETAILS BELOW ARE PROVIDED FOR CONVENIENCE. ALL DETAILS MAY NOT BE USED ON EVERY PROJECT.
2. REFER TO ACTUAL UL LISTING FOR ADDITIONAL DETAILED INFORMATION AND CONSTRAINTS FOR EACH SYSTEM
3. DO NOT ATTACH STUDS OR GYPSUM BD. TO CEILING RUNNER DEFLECTION TRACKS. REFER TO SPECIFICATIONS.

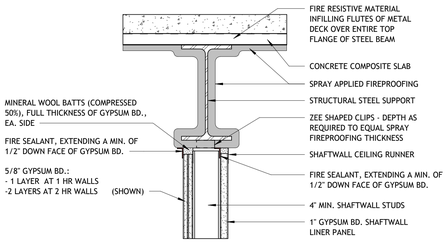

UL-HW-D-0571
1 OR 2 HR ASSEMBLY

RATED SHAFTWALL AT BEAM

1 1/2"=1'-0"

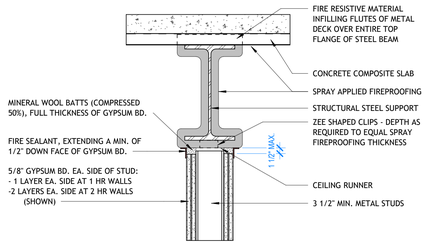

UL-HW-D-0259
1 OR 2 HR ASSEMBLY

RATED GYPSUM BD. WALL AT BEAM

1 1/2"=1'-0"

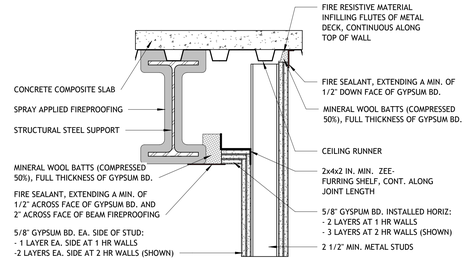

UL-HW-D-0639
1 OR 2 HR ASSEMBLY
(CONFIGURATION 'B')

RATED GYPSUM BD. WALL AT OFFSET BEAM

1 1/2"=1'-0"

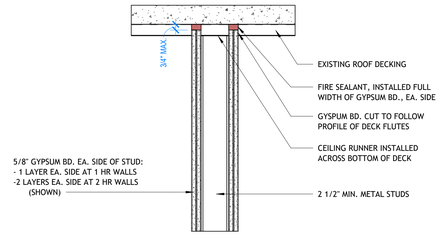

UL-HW-D-0077
1 OR 2 HR ASSEMBLY
(FOR USE AT EXPOSED DECK)

RATED GYPSUM BD. WALL AT DECK

1 1/2"=1'-0"

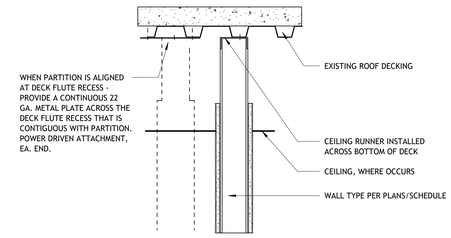

NON-RATED ASSEMBLY

NON-RATED, NON-ACOUSTICAL

1 1/2"=1'-0"

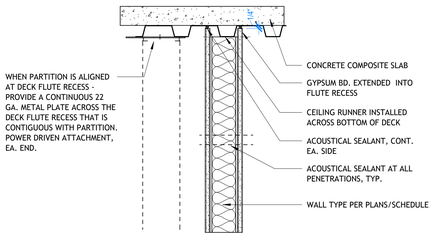

NON-RATED ASSEMBLY
SOUND WALL

NON-RATED ACOUSTICAL WALL

TYPICAL ALSO FOR NON-RATED SMOKE RESISTANT WALLS

ACOUSTIC PENETRATION DETAILS

NOTES:
1. ACOUSTIC DETAILS BELOW ARE FOR E* WALLS : 'E' WALLS THAT REQUIRE AN ADDITIONAL LEVEL OF SOUND ATTENUATION.

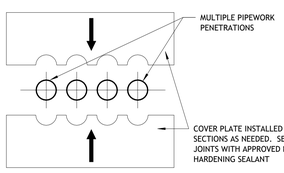

ELEVATION VIEW PIPEWORK

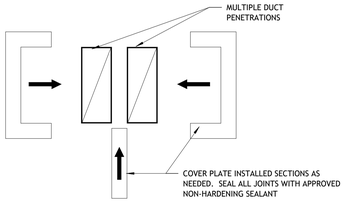

ELEVATION VIEW DUCTWORK

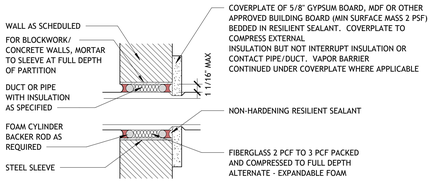

GENERAL NOTES: **SECTION VIEW**

1. DUCT AND PIPE SUPPORTS TO BE SPACED SUFFIEIENTLY FROM PARTITION LINE TO ALLOW ACCESS FOR INSTALLATION AND SEALING.

2. IN BLOCKWORK PARTITIONS, THICKNESS OF STEEL SLEEVE TO BE SUFFICIENT TO SUPPORT MORTAR ABOVE. MINIMUM THICKNESS 1/16" INCH.

WALL TYPE 'E*' - MULT. PENETRATIONS

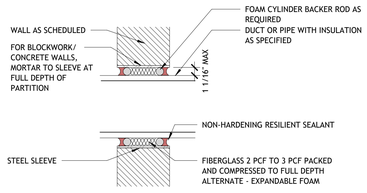

GENERAL NOTES:

1. DUCT AND PIPE SUPPORTS TO BE SPACED SUFFIEIENTLY FROM PARTITION LINE TO ALLOW ACCESS FOR INSTALLATION AND SEALING.

2. IN BLOCKWORK PARTITIONS, THICKNESS OF STEEL SLEEVE TO BE SUFFICIENT TO SUPPORT MORTAR ABOVE. MINIMUM THICKNESS 1/16" INCH.

WALL TYPE 'E*' - SINGLE PENETRATION

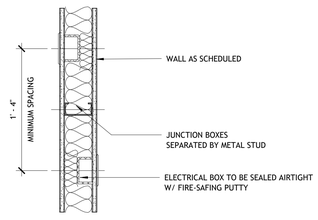

PLAN VIEW

WALL TYPE 'E*' J-BOX FLANKING

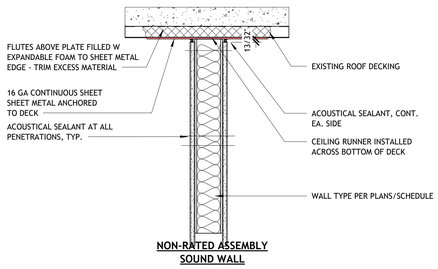

NON-RATED ASSEMBLY
SOUND WALL

WALL TYPE 'E*' AT DECK

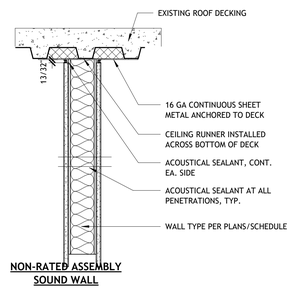

NON-RATED ASSEMBLY
SOUND WALL

WALL TYPE 'E*' AT DECK

POLK STANLEY WILCOX

801 South Spring Street
Little Rock, AR 72201
501.378.0878 office

509 W. Spring St. | Suite 150
Fayetteville, AR 72701
479.444.0473 office

polkstanleywilcox.com

CONTRACTOR
MURRY CONTRACTORS
2 Remington Cv.
Little Rock, AR 72204
PH:501.916.2461

POLK STANLEY WILCOX ARCHITECTS REGISTERED ARCHITECT NO. C-140 8/28/26 ARKANSAS

PSW Job Number:
822K

SIMMONS BANK
LR HANGER
LITTLE ROCK, AR

100% PERMIT SET
Issue Date:
08/28/26

REVISIONS

NUMBER	DATE	DESCRIPTION

Contents:
COMMON TOP OF WALL AND ACOUSTICAL DETAILS

THIS PAGE IS BEST VIEWED IN COLOR

A703

Autodesk Docs://1029_Simmons Bank LR Hanger ECA/1029_Simmons Bank LR Hanger ECA.rvt
8/31/2026 3:47:29 PM

DOOR SCHEDULE - STANDARD DOORS AND FRAMES

DOOR NUMBER	TO ROOM	DOOR						FRAME		FIRE RATING	ELECTRICAL NOTES	HARDWARE SET	GENERAL NOTES
		DOOR TYPE	WIDTH	HEIGHT	MATERIAL	PANEL TYPE	GLAZING TYPE	FRAME TYPE	MATERIAL				
106	OFFICE HALL	CASED OPENING	3' - 0"	7' - 0"	NONE			CO	HM				
108	OFFICE	CASED OPENING	3' - 0"	7' - 0"	NONE			CO	HM				
107	OFFICE	CASED OPENING	3' - 0"	7' - 0"	NONE			CO	HM				
109	OFFICE HALL	CASED OPENING	3' - 0"	7' - 0"	NONE			CO	HM				
110	PILOT RESTROOM	SINGLE	3' - 0"	7' - 0"	HM-I	F		F1	HM				
111	OFFICE HALL	SINGLE	3' - 0"	7' - 0"	HM-I	F		F1	HM				
103	RESTROOM	SINGLE	3' - 0"	7' - 0"	HM-I	F		F1	HM				
104	ADA RESTROOM	SINGLE	3' - 0"	7' - 0"	HM-I	F		F1	HM				
1000C	HANGER	DOUBLE	6' - 0"	7' - 0"	SCS	F		F2LL	HM	45			
1000A	HANGER	SINGLE	3' - 0"	7' - 0"	HM-I	FG	45R	F1 LL	HM/LL	45			
1001	HANGER	DOUBLE	6' - 0"	7' - 0"	SCS	F		F2LL	HM	45			
1000B	HANGER	SINGLE	3' - 0"	7' - 0"	HM-I	F		F1 LL	HM/LL	45			

DOOR SCHEDULE - STANDARD DOORS IN ALUMINUM SYSTEMS

DOOR NUMBER	TO ROOM	DOOR						FRAME		FIRE RATING	ELECTRICAL NOTES	HARDWARE SET	GENERAL NOTES
		DOOR TYPE	WIDTH	HEIGHT	MATERIAL	PANEL TYPE	GLAZING TYPE	FRAME TYPE	MATERIAL				
101	CONFRENCE	SINGLE	3' - 0"	7' - 10 1/4"	AL	AG2	1/4"	SEE AL. ELEV.	AL				
100		SINGLE	3' - 0"	7' - 0"	AL	E3	1/4"	SEE AL. ELEV.	AL		CR , PB		

DOOR LEGEND

SCALE: 1/4"=1'-0"

STANDARD DOOR PANEL TYPES

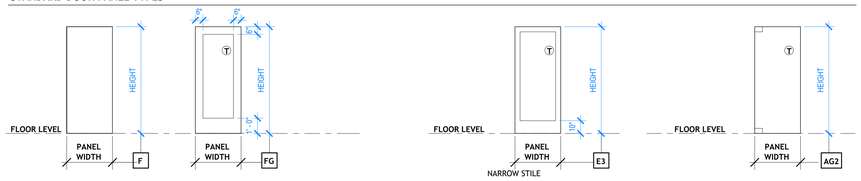

WOOD AND HOLLOW METAL ENTRY

NARROW STILE

ALUMINUM ENTRY

ALL GLASS ENTRY

STANDARD DOOR FRAME SCHEDULE

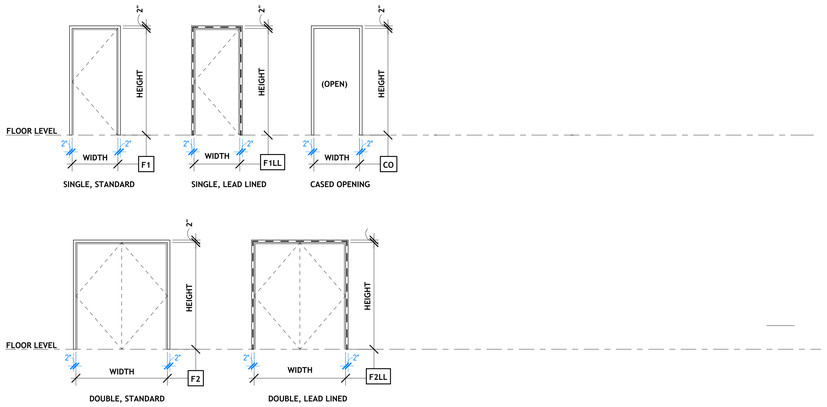

SINGLE, STANDARD

SINGLE, LEAD LINED

CASED OPENING

DOUBLE, STANDARD

DOUBLE, LEAD LINED

NOTES:
1. PROVIDE TWO EQUAL WIDTHS AT DOUBLE DOORS, TYP.
2. FOR UNEQUAL LEAF DOUBLE DOORS, REFER TO SCHEDULE FOR ACTIVE AND INACTIVE LEAF WIDTHS.

DOOR SCHEDULE NOTES + ABBREVIATIONS

DOOR MATERIAL:

SCS = SOLID CORE, STAINED FINISH
PLAM = SOLID CORE, PLASTIC LAMINATE FINISH
HM = HOLLOW METAL, NON-INSULATED - PAINTED
HM-I = HOLLOW METAL, INSULATED - PAINTED
ALUM = ALUMINUM
__/LL = MATERIAL WITH LEAD LINING

FRAME MATERIAL:

HM = HOLLOW METAL
HM/LL = HOLLOW METAL, LEAD LINED
AL = ALUMINUM
MFR. = PER MANUFACTURER

GLASS TYPE (REFER TO SPECIFICATIONS):

1/4" = 1/4" CLEAR, TEMPERED
1/2" =1/2" CLEAR, TEMPERED
___R = RATED GLASS PER HOUR DESIGNATION
___F = APPLIED FROSTED FILM

ELECTRICAL NOTES:

CR = CARD READER
HO = HOLD OPEN
AUTO = BUSH BUTTON AUTO OPENER
PB = PUSH BUTTON UNLOCK
ML = MAG LOCK
EL = ELECTRONIC LOCK
ES = ELECTRIC STRIKE

GENERAL DOOR NOTES:

1. REFER TO SPECIFICATIONS FOR HARDWARE SCHEDULE
2. WHERE GLAZING IS SHOWN IN RATED DOORS OR FRAMES, PROVIDE LABELED ASSEMBLY
3. PROVIDE TEMPERED GLASS IN ALL WINDOWS WITHIN A 2'-0" ARC OF A DOOR AND AT ALL WINDOWS THAT ARE LESS THAN 1'-6" A.F.F.
4. VERIFY DIMENSIONS ON SITE PRIOR TO FABRICATING DOORS AND DOOR FRAMES
5. WHERE SCHEDULED FRAME TYPES NOTE 'SEE AL. ELEV', REFER TO FLOOR PLANS FOR ALUMINUM FRAME ELEVATION AT LOCATION, AND A720 SHEETS FOR FRAME LAYOUTS

POLK STANLEY WILCOX

801 South Spring Street
Little Rock, AR 72201
501.378.0878 office

509 W. Spring St. | Suite 150
Fayetteville, AR 72701
479.444.0473 office

polkstanleywilcox.com

CONTRACTOR
MURRY CONTRACTORS
2 Remington Cv.
Little Rock, AR 72204
PH:501.916.2461

POLK STANLEY WILCOX ARCHITECTS REGISTERED ARCHITECT NO. C-340 8-28-26 ARKANSAS

PSW Job Number:
822K

SIMMONS BANK
LR HANGER
LITTLE ROCK, AR

100% PERMIT SET
Issue Date:
08/28/26

REVISIONS

NUMBER	DATE	DESCRIPTION

Contents:
DOOR SCHEDULE & LEGEND

THIS PAGE IS BEST VIEWED IN COLOR

A710

AutoCAD Docs://822K Simmons Bank @ Hanger EA2/822K Simmons Bank @ Hanger EA2.rvt
Model
8/27/2026 3:41:30 PM

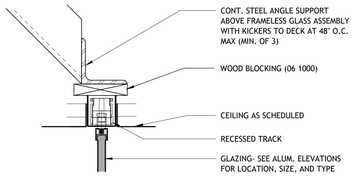

A HEAD DETAIL



B JAMB DETAIL

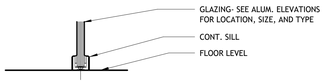

C SILL DETAIL

12 INT. FRAMELESS GLASS LITE

3" = 1'-0"

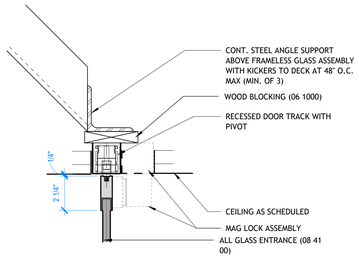

A HEAD DETAIL

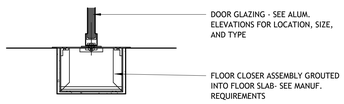

B SILL DETAIL

11 INT. FRAMELESS GLASS DOOR

3" = 1'-0"

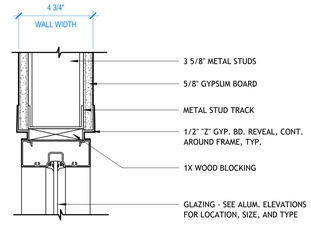

A TRANSOM HEAD DETAIL

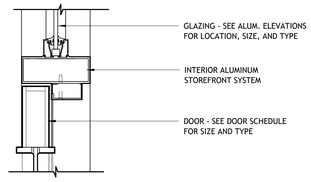

B DOOR HEAD DETAIL AT TRANSOM

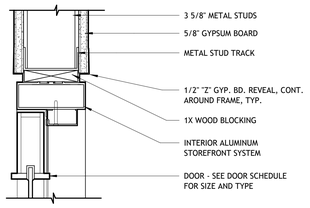

C HEAD DETAIL

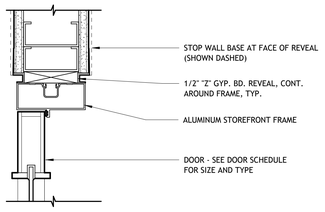

D JAMB DETAIL

7 INT. AL. FRAME AT 3 5/8" STUD

3" = 1'-0"

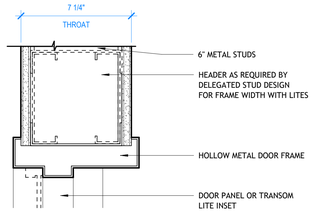

A HEAD DETAIL

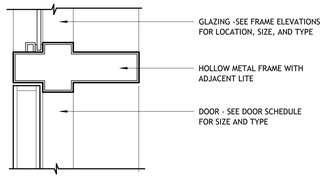

B DOOR HEAD DETAIL AT/IF TRANSOM

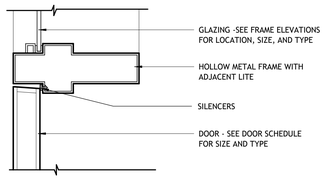

C DOOR TO SIDELIGHT JAMB DETAIL

2B HM FRAME W/ LITES - 6" STUD

3" = 1'-0"

NON-RATED AND 1-HR. CONDITIONS.
SEE PARTITION SCHEDULE AND PLAN FOR WALL TYPE

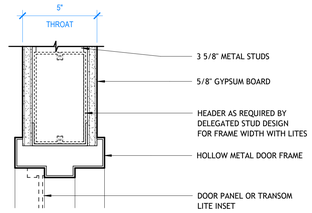

A HEAD DETAIL

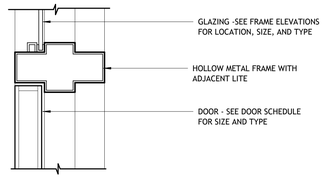

B DOOR HEAD DETAIL AT/IF TRANSOM

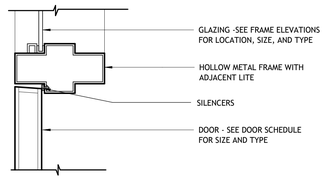

C DOOR TO SIDELIGHT JAMB DETAIL

1B HM FRAME W/ LITES - 3 5/8" STUD

3" = 1'-0"

NON-RATED AND 1-HR. CONDITIONS.
SEE PARTITION SCHEDULE AND PLAN FOR WALL TYPE

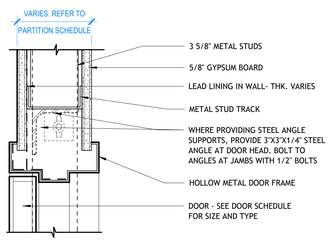

A HEAD DETAIL

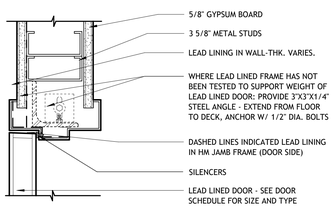

B JAMB DETAIL

6 INT. HM FRAME - LEAD LINED

N.T.S.

NON-RATED AND 1-HR. CONDITIONS.
SEE PARTITION SCHEDULE AND PLAN FOR WALL TYPE AND LEAD LINING THICKNESS

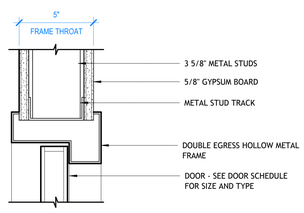

A HEAD DETAIL

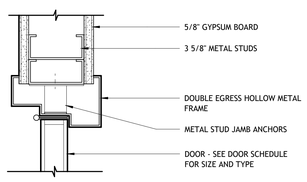

B JAMB DETAIL

5 INT. HM FRAME - DOUBLE EGRESS

3" = 1'-0"

NON-RATED AND 1-HR. CONDITIONS.
SEE PARTITION SCHEDULE AND PLAN FOR WALL TYPE.

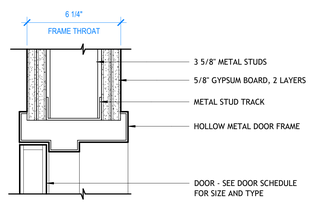

A HEAD DETAIL

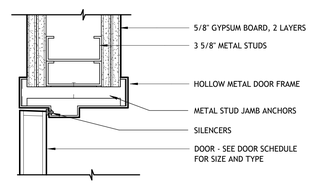

B JAMB DETAIL

4 INT. HM FRAME AT WALL 'B3'

3" = 1'-0"

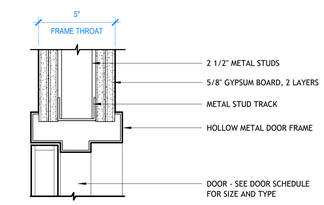

A HEAD DETAIL

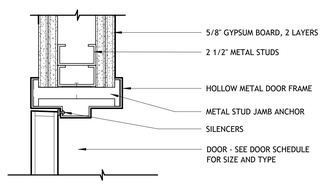

B JAMB DETAIL

3 INT. HM FRAME AT WALL 'B2'

N.T.S.

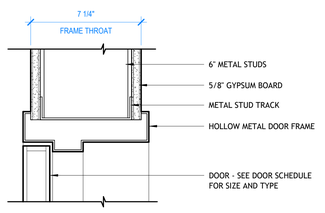

A HEAD DETAIL

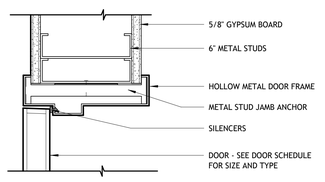

B JAMB DETAIL

2 INT. HM FRAME AT 6" STUD

3" = 1'-0"

NON-RATED AND 1-HR. CONDITIONS.
SEE PARTITION SCHEDULE AND PLAN FOR WALL TYPE.

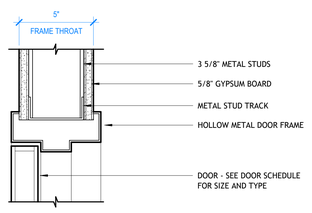

A HEAD DETAIL

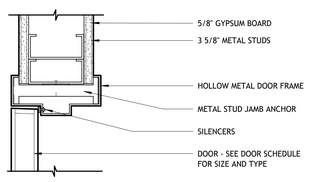

B JAMB DETAIL

1 INT. HM FRAME AT 3 5/8" STUD

3" = 1'-0"

NON-RATED AND 1-HR. CONDITIONS.
SEE PARTITION SCHEDULE AND PLAN FOR WALL TYPE.

DELEGATED DESIGN NOTE

STUD SIZES SHOWN THROUGHOUT THE PROJECT ARE FOR GENERAL COORDINATION AND PLANNING.

REFER TO 09 2500 (OR 05 4000 AS REQUIRED) OF PROJECT MANUAL FOR CONTRACTOR OBLIGATIONS REGARDING DELEGATED DESIGN OF METAL STUD FRAMING.

GC TO NOTIFY ARCHITECT WHERE DELEGATED DESIGN OF METAL STUDS RESULTS IN DIFFERENT STUD DEPTHS THAN NOTED ON THE DRAWINGS. COORDINATION OF ALTERNATE STUD/WALL DEPTHS WITH HOLLOW METAL DOOR FRAME WILL BE REQUIRED.

POLK STANLEY WILCOX

801 South Spring Street
Little Rock, AR 72201
501.378.0878 office

509 W. Spring St. | Suite 150
Fayetteville, AR 72701
479.444.0473 office

polkstanleywilcox.com

CONTRACTOR
MURRY CONTRACTORS
2 Remington Cv.
Little Rock, AR 72204
PH:501.916.2461

POLK STANLEY WILCOX ARCHITECTS
REGISTERED ARCHITECT
NO. C-340
8-28-26
ARKANSAS

PSW Job Number:
822K

SIMMONS BANK
LR HANGER
LITTLE ROCK, AR

100% PERMIT SET
Issue Date:
08/28/26

REVISIONS

NUMBER	DATE	DESCRIPTION

Contents:
DOOR DETAILS - INTERIOR

THIS PAGE IS BEST VIEWED IN COLOR

A730

Autodesk Docs://1025K Simmons Bank LR Hanger #24/1025K Simmons Bank LR Hanger #24.rvt
Model: n/a
8/27/2026 3:41:31 PM

CURTAINWALL TYPE 1 : INTERIOR

SCALE: 1/4"=1'-0"

GENERAL NOTES:

1. ALL GLAZING TO BE TYPE IGU 1 UNLESS OTHERWISE NOTED.
2. MULLION DIMENSIONS IN SYSTEM = 2 1/2" X 7 1/2", STANDARD; FRONT GLAZED.
3. ASSEMBLY WILL CONTAIN BOTH STANDARD, FULLY CAPTURED PANELS AND SSG PANELS. REFER TO ELEVATIONS.

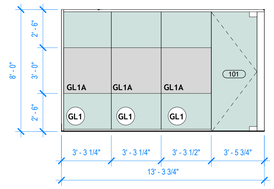

1

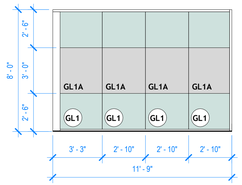

2

CURTAINWALL TYPE 2 : EXTERIOR

SCALE: 1/4"=1'-0"

GENERAL NOTES:

1. ALL GLAZING TO BE TYPE IGU 2 UNLESS OTHERWISE NOTED.
2. MULLION DIMENSIONS IN SYSTEM = 2 1/2" X 7 1/2", STANDARD; FRONT GLAZED.
3. ASSEMBLY WILL CONTAIN BOTH STANDARD, FULLY CAPTURED PANELS AND SSG PANELS. REFER TO ELEVATIONS.
4. VERIFY DIMENSIONS OF EXISTING OPENING AND MATCH HEIGHT AND WIDTH WITH NEW.

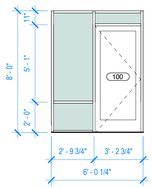

3

CURTAINWALL TYPE 3 : INTERIOR - FIRE RATED (60 MINUTE RATING)

SCALE: 1/4"=1'-0"

GENERAL NOTES:

1. ALL GLAZING TO BE TYPE GL3 UNLESS OTHERWISE NOTED.
2. MULLION BASIS OF DESIGN BASED ON SAFTIFIRST 60 MINUTE SUPER LITE II XL SYSTEM
3. ASSEMBLY WILL CONTAIN BOTH STANDARD, FULLY CAPTURED PANELS AND SSG PANELS. REFER TO ELEVATIONS.

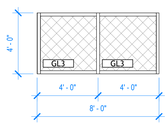

4

WINDOW SCHEDULE LEGEND

GL# GLAZING TYPE TAG.

REFER TO WINDOW ELEVATIONS AND SYSTEM NOTES FOR LOCATION. REFER TO SPECIFICIATIONS FOR ASSEMBLY DESCRIPTIONS.

WINDOW SCHEDULE LEGEND

GL1 GL1 GLASS TYPE: 1/4" CLEAR, TEMPERED

- GL1A 1/4" CLEAR, TEMPERED, WITH APPLIED PATTERN 'A' (FROSTED)
- GL1B 1/4" CLEAR, TEMPERED, WITH APPLIED PATTERN 'B' (DOT PATTERN)

GL2 GL2 GLASS TYPE: 1/2" CLEAR, TEMPERED

- GL2A 1/2" CLEAR, TEMPERED, WITH APPLIED PATTERN 'A' (FROSTED)
- GL2B 1/2" CLEAR, TEMPERED, WITH APPLIED PATTERN 'B' (DOT PATTERN)

GL3 GL3 GLASS TYPE: FIRE RATED GLASS, CLEAR (60 MINUTE RATING)

IGU1 INSULATED GLAZING UNIT 1: 1" INSULATED GLASS, CLEAR, WITH LOW-E COATING

- IGU1A 1" INSULATED GLASS, CLEAR, LOW-E COATING, WITH APPLIED PATTERN 'A' (FROSTED)
- IGU1B 1" INSULATED GLASS, CLEAR, LOW-E COATING, WITH APPLIED PATTERN 'B' (DOT PATTERN)
- IGU1S 1" INSULATED GLASS, CLEAR, LOW-E COATING, WITH APPLIED FRIT 'S' (SPANDREL)

IGU2 1 1/8" INSULATED GLASS, CLEAR, WITH LOW-E COATING (PART OF CLEARWALL SYSTEM)

IGU3 1 5/16" , INSULATED, IMPACT RESISTANT

POLK STANLEY WILCOX

801 South Spring Street
Little Rock, AR 72201
501.378.0878 office

509 W. Spring St. | Suite 150
Fayetteville, AR 72701
479.444.0473 office

polkstanleywilcox.com

CONTRACTOR
MURRY CONTRACTORS
2 Remington Cv.
Little Rock, AR 72204
PH:501.916.2461

POLK STANLEY WILCOX ARCHITECTS
REGISTERED ARCHITECT
NO. C-140
8-28-26
ARKANSAS

PSW Job Number:
822K

SIMMONS BANK
LR HANGER
LITTLE ROCK, AR

100% PERMIT SET
Issue Date:
08/28/26

REVISIONS

NUMBER	DATE	DESCRIPTION

Contents:
ALUMINUM FRAME ELEVATIONS/ SCHEDULE

THIS PAGE IS BEST VIEWED IN COLOR

A740

Autodesk Docs://822K Simmons Bank LR Hanger EX/822K Simmons Bank LR Hanger EX-Cloud.rvt
8/31/2026 3:41:12 PM

FLOORING BASE DETAILS

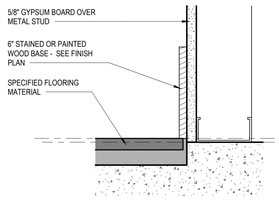

7 BASE DETAIL- WOOD BASE
3" = 1'-0"

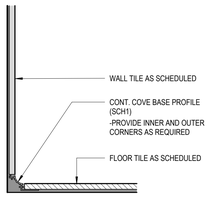

8 TILE FLOOR WITH TILE BASE AT TILE WALL
3" = 1'-0"

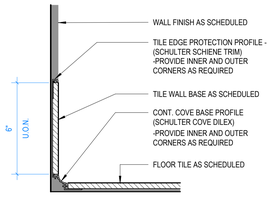

9 TILE FLOOR WITH TILE BASE AT PAINTED WALL
3" = 1'-0"

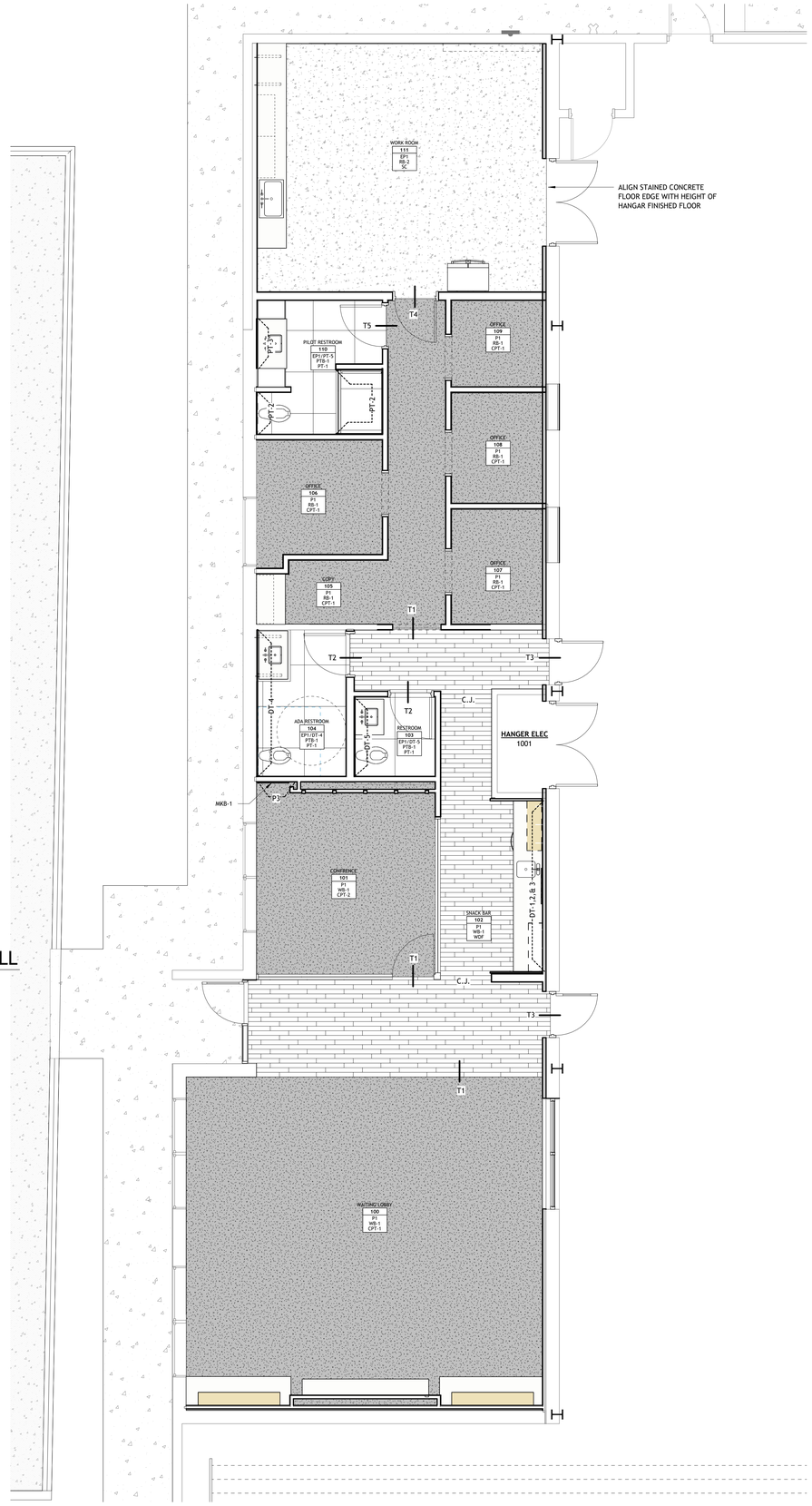

1 HANGAR FINISH PLAN
1/4" = 1'-0"

FLOORING TRANSITION DETAILS

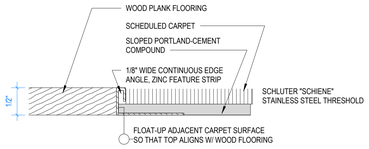

2 TRANSITION (T1) - CARPET TO WOOD (METAL)
12" = 1'-0"

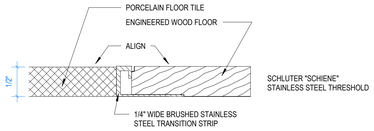

3 TRANSITION (T2) - WOOD TO TILE (METAL)
12" = 1'-0"

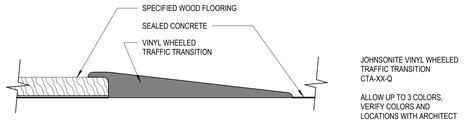

4 TRANSITION (T3) - WOOD TO CONCRETE
12" = 1'-0"

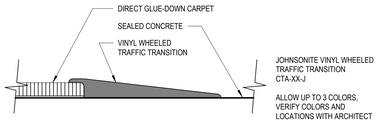

5 TRANSITION (T4) - CARPET TO CONCRETE
12" = 1'-0"

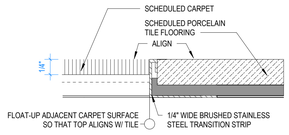

6 TRANSITION (T5) - CARPET TO STONE (METAL)
12" = 1'-0"

FINISHES KEY (SEE FINISH PLAN FOR LOCATIONS)

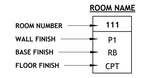

PLAN NOTES (KEYED ON FINISH PLANS)

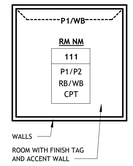

DASHED LINE & TEXT DENOTES A SINGLE LOCATION OF MATERIAL LISTED; PRIMARY FINISHES OF ROOM ARE LISTED IN FINISH KEY.

EXAMPLE AT LEFT:
TWO BASE FINISHES AND TWO WALL FINISHES EXIST IN THE ROOM. THE DASHED LINE INDICATES LOCATIONS OF 'P1' AND 'WB'. REMAINING FINISHES ('RB' AND 'P2') ARE ON ALL OTHER WALLS

REFER TO INTERIOR ELEVATIONS FOR FULL EXTENT OF INTERIOR FINISH INFORMATION.

GENERAL FINISHES NOTES

1. FLOORING MATERIALS DESIGNATED WHEREVER POSSIBLE ON THE DRAWING. CONTRACTOR TO BRING ANY DISCREPANCIES TO THE ATTENTION OF THE DESIGNER TO ENSURE THAT THE CORRECT MATERIAL IS INSTALLED.
2. ALL METAL DOOR FRAMES TO BE PAINTED TO MATCH THE ADJACENT WALL COLOR, UNLESS NOTED OTHERWISE.
3. ALL FLOOR MATERIALS TRANSITIONS TO OCCUR AT MIDPOINT OF CLOSED DOOR, UNLESS NOTED OTHERWISE.
4. ALL FLOORING TO CONTINUE TO THE TOEKICK OF CASEWORK/MILLWORK OR BASE OF WALL.
5. REFER TO INTERIOR ELEVATIONS FOR FULL EXTENT OF INTERIOR FINISH INFORMATION.
6. SEAMING SHOP DRAWINGS TO BE SUBMITTED TO ARCHITECT FOR REVIEW AND APPROVAL BEFORE FLOORING INSTALLATION BEGINS.
7. ALL EXPOSED TILE EDGES ON WALLS OR CORNERS SHOULD HAVE SCHULTER PROFILE ADDED. VERIFY WITH ARCHITECT FOR LOCATIONS.
8. REFER TO FINISH SELECTION SHEET FOR FULL DESCRIPTION OF MATERIALS, COLORS, AND INSTALLATION METHODS.
9. INTERIOR LATEX PAINT TO BE USED AT ALL LOCATIONS AS SPECIFIED. INTERIOR EPOXY PAINT TO BE USED AT ALL WET LOCATIONS TO INCLUDE TOILET ROOMS, HOUSEKEEPING & SHOWER ROOMS.

FINISH LEGEND

FLOORING	CPT1	MODULAR CARPET TILE, TYPE 1
	CPT2	MODULAR CARPET TILE, TYPE 2
	WDF	ENGINEERED HARDWOOD FLOOR
	PT1	PORCELAIN TILE, TYPE 1
	SC	SEALED CONCRETE
BASE	WB-1	PAINTED WOOD BASE - TYPE 1
	WB-2	PAINTED WOOD BASE - TYPE 2
	RB1	RUBBER BASE - TYPE 1
	RB2	RUBBER BASE - TYPE 2
	PT1-B	PORCELAIN TILE BASE, TYPE 1
WALLS	P1	INTERIOR LATEX PAINT, COLOR 1
	P2	INTERIOR LATEX PAINT, COLOR 2 (ABOVE DATUM LINE)
	P3	INTERIOR LATEX PAINT, COLOR 3
	EP1	INTERIOR EPOXY PAINT, COLOR 1
	DT1	DECORATIVE WALL TILE (RED PENNY TILE)
	DT2	DECORATIVE WALL TILE (WHITE PENNY TILE)
	DT3	DECORATIVE WALL TILE (BLACK PENNY TILE)
	DT4	DECORATIVE WALL TILE (RED 18"X2")
	DT5	DECORATIVE WALL TILE (WHITE SUBWAY TILE - RED GROUT)
	PT2	PORCELAIN WALL TILE
	PT3	PORCELAIN WALL TILE

FLOOR PATTERNS (SHOWN ON FINISH PLANS)

- CARPET TILE, TYPE 1 (CPT1)
- ENGINEERED HARDWOOD FLOOR, TYPE 1 (WDF)
- PORCELAIN TILE, TYPE 1 (PT1)
- SEALED CONCRETE, TYPE 1 (SC)

POLK STANLEY WILCOX

801 South Spring Street
Little Rock, AR 72201
501.378.0878 office

509 W. Spring St. | Suite 150
Fayetteville, AR 72701
479.444.0473 office

polkstanleywilcox.com

CONTRACTOR
MURRY CONTRACTORS
2 Remington Cv.
Little Rock, AR 72204
PH:501.916.2461

POLK STANLEY WILCOX ARCHITECTS
REGISTERED ARCHITECT
NO. C-140
8/28/26
ARKANSAS

PSW Job Number:
822K

SIMMONS BANK LR HANGER
LITTLE ROCK, AR

100% PERMIT SET
Issue Date:
08/28/26

REVISIONS

NUMBER	DATE	DESCRIPTION

Contents:
FIRST FLOOR FINISH PLAN

THIS PAGE IS BEST VIEWED IN COLOR

A801

Autodesk Docs://8226 Simmons Bank LR Hangar KOA/8226 Simmons Bank LR Hangar KOA.rvt
Model
8/27/2026 3:41:24 PM

MILLWORK GENERAL NOTES

1. PROVIDE FILLER PANELS TO FINISH OUT CABINETS TO WALL. WHEN FILLER PANELS ARE REQUIRED AT EACH END OF A CABINET, FILLERS SHALL BE OF EQUAL WIDTH.
2. PROVIDE FINISHED END PANELS AND/OR END RETURNS AT OPEN ENDED CABINETS, KNEE SPACES, AND SINKS.
3. PROVIDE 1 1/2" THICK FINISHED END DIVIDER PANEL AT FREE STANDING END OF KNEE SPACES AND SINKS WHERE PANEL IS INDICATED ON ELEVATIONS.
4. PROVIDE WALL BRACKET SUPPORTS AT 3'-0" O.C. MAX AT CONTINUOUS COUNTER TOP SPAN/KNEE SPACE.
5. PROVIDE 3" GROMMETS IN COUNTERTOPS AT THE FOLLOWING:
   - 1 EA. WIRE ACCESS HOLE WITH GROMMET AT KNEE SPACE
   - WIRE ACCESS HOLES WITH GROMMET AT 40" O.C. FOR CONTINUOUS RUNS OF KNEE SPACE
   - 1 EA. WIRE ACCESS HOLE WITH GROMMET AT EACH INDICATED KEYBOARD DRAWER LOCATION
   -
6. AT CABINET SHELVES UP TO 36" WIDE, SHELF THICKNESS TO BE 3/4" (AS NOTED); IF CABINET SHELF IS OVER 36" WIDE, SHELF THICKNESS TO BE 1".

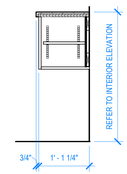

12 MILLWORK SECTION
3/4" = 1'-0"

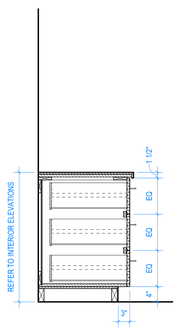

11 MILLWORK SECTION
3/4" = 1'-0"

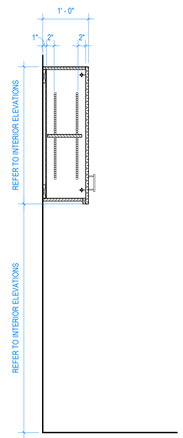

10 MILLWORK SECTION
3/4" = 1'-0"

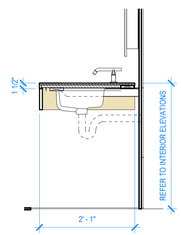

9 MILLWORK SECTION
3/4" = 1'-0"

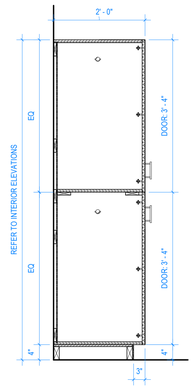

8 MILLWORK SECTION
3/4" = 1'-0"

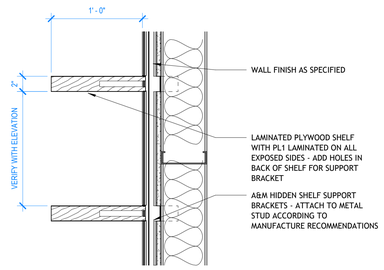

7 MILLWORK SECTION
1 1/2" = 1'-0"

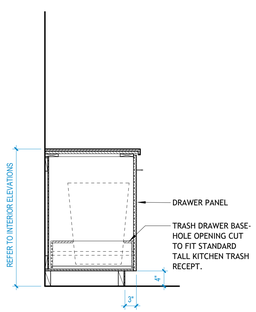

6 MILLWORK SECTION
3/4" = 1'-0"

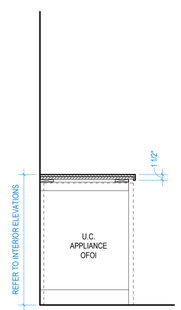

5 MILLWORK SECTION
3/4" = 1'-0"

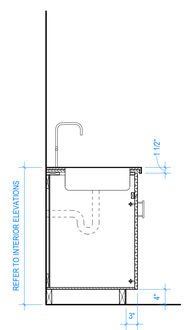

4 MILLWORK SECTION
3/4" = 1'-0"

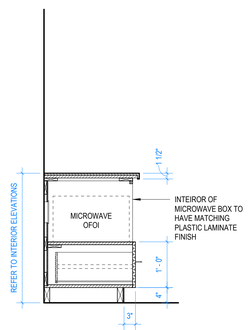

3 MILLWORK SECTION
3/4" = 1'-0"

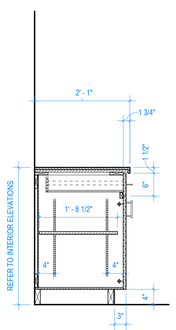

2 MILLWORK SECTION
3/4" = 1'-0"

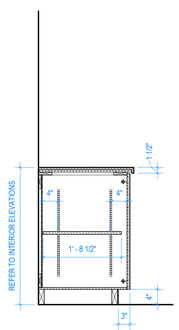

1 MILLWORK SECTION
3/4" = 1'-0"

POLK STANLEY WILCOX

801 South Spring Street
Little Rock, AR 72201
501.378.0878 office

509 W. Spring St. | Suite 150
Fayetteville, AR 72701
479.444.0473 office

polkstanleywilcox.com

CONTRACTOR
MURRY CONTRACTORS
2 Remington Cv.
Little Rock, AR 72204
PH:501.916.2461

POLK STANLEY WILCOX - ARCHITECTS
REGISTERED ARCHITECT
NO. C-340
8/28/26
ARKANSAS

PSW Job Number:
822K

SIMMONS BANK
LR HANGER
LITTLE ROCK, AR

100% PERMIT SET
Issue Date:
08/28/26

REVISIONS

NUMBER	DATE	DESCRIPTION

Contents:
MILLWORK SECTIONS

THIS PAGE IS BEST VIEWED IN COLOR

A810

AutoCad Docs //10129 Simmons Bank @ Hanger 824/10129 Simmons Bank @ Hanger 824.rvt
Visitor: sr
8/27/2026 3:41:35 PM

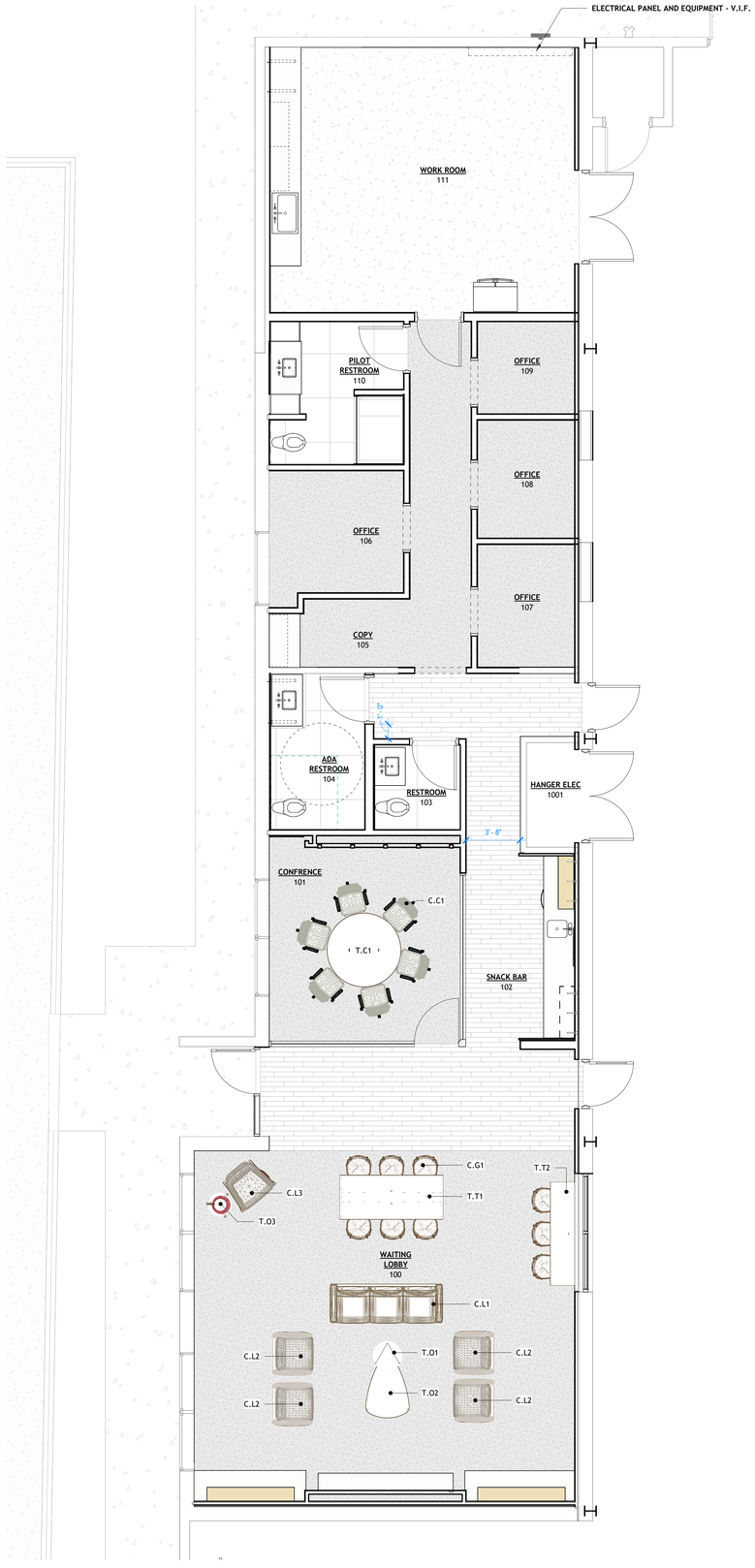

1 OFFICE FURNITURE PLAN

1/4" = 1'-0"

FURNITURE GENERAL NOTES

FURNITURE PLANS ARE FOR REFERENCE ONLY. VERIFY WITH FURNITURE PLANS FROM VENDOR & COORDINATE ANY ELECTRICAL OUTLETS OR DEVICES WITH ELECTRICAL DRAWINGS AS NEEDED.

POLK
STANLEY
WILCOX

801 South Spring Street
Little Rock, AR 72201
501.378.0878 office

509 W. Spring St. | Suite 150
Fayetteville, AR 72701
479.444.0473 office

polkstanleywilcox.com

CONTRACTOR
MURRY CONTRACTORS
2 Remington Cv.
Little Rock, AR 72204
PH:501.916.2461

POLK STANLEY WILCOX ARCHITECTS
REGISTERED ARCHITECT
NO. C-340
8-28-26
ARKANSAS

PSW Job Number:
822K

SIMMONS BANK
LR HANGER
LITTLE ROCK, AR

100% PERMIT SET
Issue Date:
08/28/26

REVISIONS

NUMBER	DATE	DESCRIPTION

Contents:
FIRST FLOOR FURNITURE PLAN - FOR REFERENCE ONLY

THIS PAGE IS BEST VIEWED IN COLOR

A901

Autodesk Docs://822K Simmons Bank LR Hanger KSA/822K Simmons Bank LR Hanger KSA Cloud model.rvt
8/27/2026 3:41:17 PM