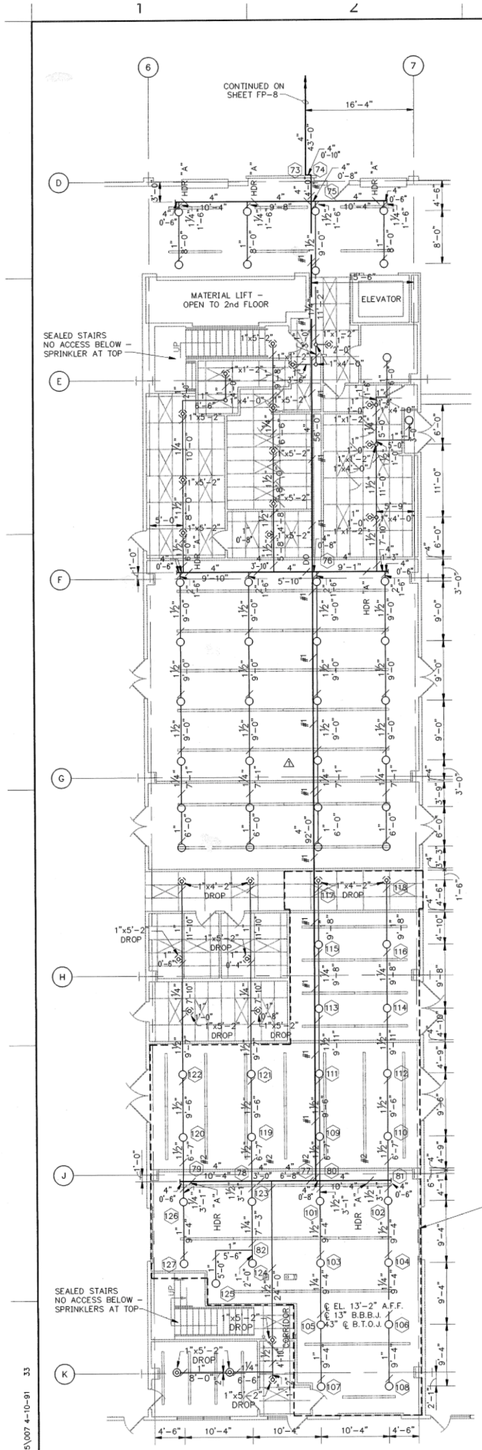

F.1 BUILDING 200 – 1st FLOOR PLAN – AREA "C" 1/8" : 1'-0"

SYMBOL	SPRINKLER DESCRIPTION	QTY
⊗	½" ORIFICE CHROME PENDENT, 165°, WITH	26
	⅛" CHROME ESCUTCHEON. K=5.6	
○	½" ORIFICE B.U.S.S., 165°, K=5.6	59

CALCULATION SUMMARY
AREA #C
THIS AREA CALCULATED TO A DENSITY OF .29/2500.
IT REQUIRES 1387.4 GPM AT 78.9 PSI, AT NODE 0,
WITH 500 GPM HOSE ALLOWANCE.
(EXTRA HAZARD GROUP 1)

HANGER NOTE: SEE SHEET FP-7.

JBM/JBM MOD-FP11 901035\007 4-10-91 33

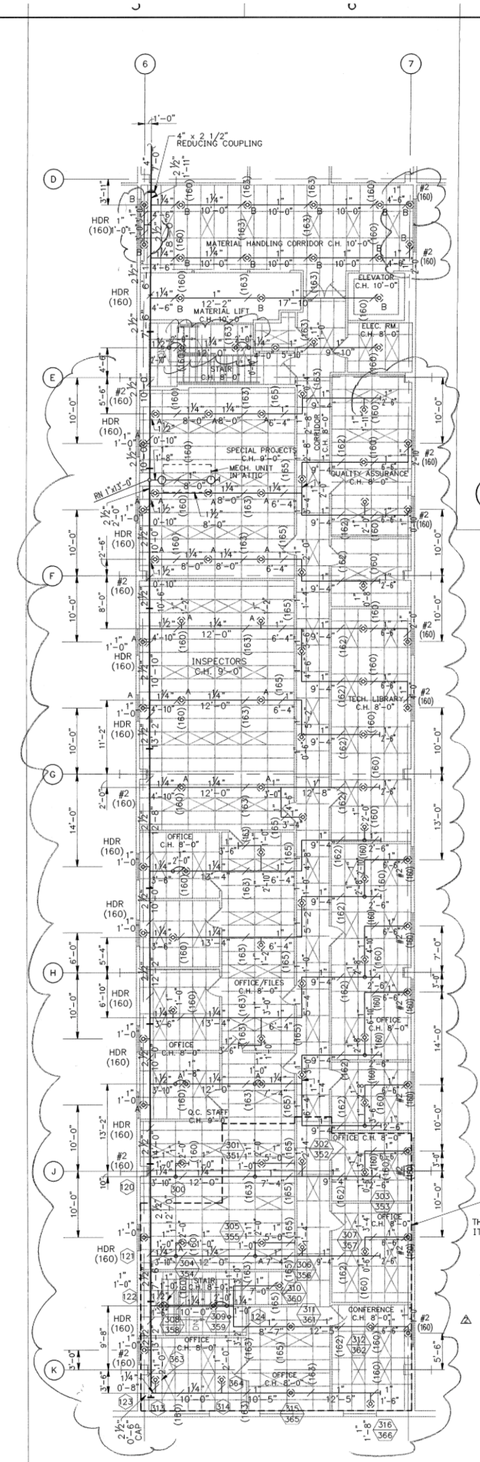

F.4 BUILDING 200 – 2nd FLOOR PLAN – AREA "C" 1/8" : 1'-0"

SYMBOL	SPRINKLER DESCRIPTION	QTY
⊗	½" ORIFICE CHROME PENDENT, 165°, WITH	103
	⅛" CHROME ESCUTCHEON. K=5.6	
○	½" ORIFICE B.U.S.S., 286°, K=5.6	2

CALCULATION SUMMARY
AREA #2
THIS AREA CALCULATED TO A DENSITY OF .10/1500.
IT REQUIRES 416.54 GPM AT 16.92 PSI, AT NODE 0,
WITH 100 GPM HOSE ALLOWANCE.
(LIGHT HAZARD)

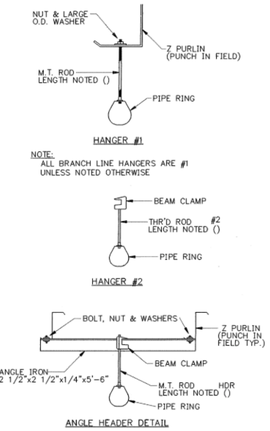

B.7 2nd FLOOR HANGER DETAILS N.T.S.

DROP SCHEDULE	
MARK	LENGTH
NO LETTER	1"x5'-6"
A	1"x4'-6"
B	1"x3'-6"

ALL DROPS HAVE 1"x1/2" REDUCER.
DROPS ARE NOT PRE-CUT.

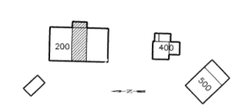

KEY PLAN

REV	DATE	DESCRIPTION	BY
1		RELOCATED (22) HEADS, ADDED (25) HEADS	JBM
2		ADDED HANGER NOTATIONS	MBD
		REVISION	DWN.

	BY	DATE
DESIGNED	MTA	28 NOV 90
DRAWN	JBM	03 DEC 90
CHECKED	RLH	04 DEC 90

SCALE: 1/8" = 1'-0"
SHEET NO. FP-11

Garver + Garver, P.A.
Little Rock, Arkansas

BUILDING 200
1st & 2nd FLOOR PLANS
AREA "C"

Arkansas Modification Center
LITTLE ROCK, ARKANSAS
ArkMod

CERTIFICATE OF REGISTRATION
GARVER & GARVER, PA #23
ARKANSAS • EMPIRE

STATE OF ARKANSAS
REGISTERED PROFESSIONAL ENGINEER
RICHARD L. HALL
No. 4-1-1-1 (RH)

BILL AND HILARY CLINTON NATIONAL AIRPORT
LITTLE ROCK, AR 72206

LIT FIRE SUPPRESSION IMPROVEMENTS

BLDG 200 REFERENCE DRAWING

JOB NO.: 21A10111
DATE: MAY 2025
DESIGNED BY: JCF
DRAWN BY: JCF

BAR IS ONE INCH ON ORIGINAL DRAWING
0 1"
IF NOT ONE INCH ON THIS SHEET, ADJUST SCALES ACCORDINGLY.

DRAWING NUMBER
R-08

GARVER

© 2025 GARVER, LLC
THIS DOCUMENT, ALONG WITH THE IDEAS AND DESIGNS CONVEYED HEREIN, SHALL BE CONSIDERED INSTRUMENTS OF PROFESSIONAL SERVICE AND ARE PROPERTY OF GARVER, LLC. ANY USE, REPRODUCTION, OR DISTRIBUTION OF THIS DOCUMENT, ALONG WITH THE IDEAS AND DESIGN CONTAINED HEREIN, IS PROHIBITED UNLESS AUTHORIZED IN WRITING BY GARVER, LLC OR EXPLICITLY ALLOWED IN THE GOVERNING PROFESSIONAL SERVICES AGREEMENT FOR THIS WORK.

FOR REFERENCE ONLY

Revit File: Autodesk Docs://21A10111 - LIT Fire Suppression Improvements/21A10111 - LIT Fire Suppression Improvements - R23.rvt
Plot Date: 5/2/2025 2:42:09 PM

Autodesk Revit 2023