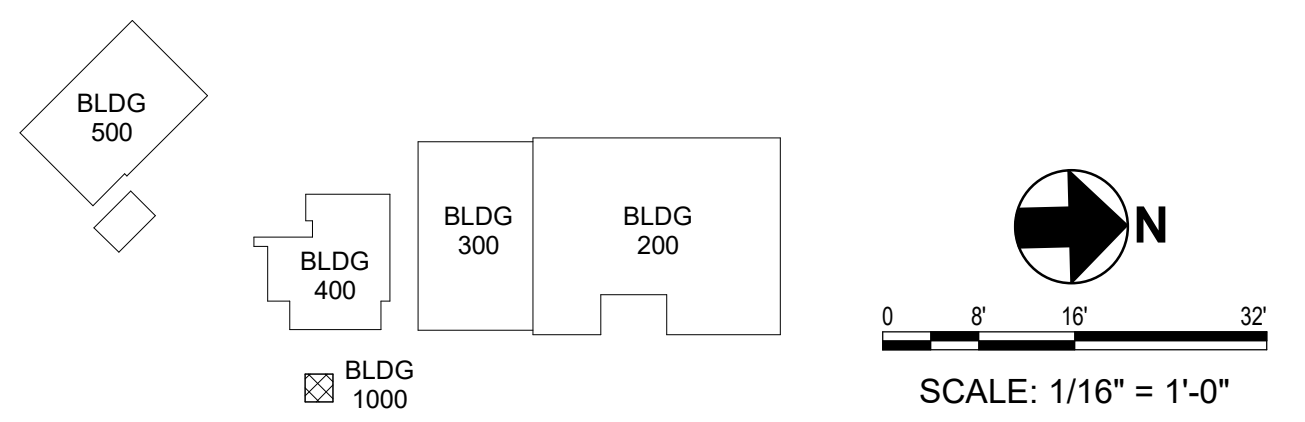




1 BUILDING 1000 FIRE SUPPRESSION PLAN
SCALE: 3/8" = 1'-0"

- KEYED NOTES**
- FX2 NEW ELECTRIC FIRE PUMP, 2,500 GPM @ 70 PSI, 480/3/60, 150 HP MOTOR.
 - FX3 NEW 10-INCH DOUBLE CHECK BACKFLOW PREVENTER WITH OS&Y VALVES.
 - FX4 NEW SOFT START FIRE PUMP CONTROLLER WITH AUTOMATIC TRANSFER SWITCH.
 - FX5 INSTALL NEW 10-INCH SUCTION CONTROL VALVE IN VERTICAL DISCHARGE PIPE AND TRIM PIPING TO UPSTREAM BACKFLOW PREVENTER TO MAINTAIN 20 PSI PRESSURE UPSTREAM OF BACKFLOW PREVENTER.
 - FX6 MODIFY EXISTING CONCRETE BASE FOR NEW PUMP INSTALLATION. FOOTPRINT OF EXISTING BASES ARE 88"X30". HEIGHTS VARY FROM 21" TO 23".



GARVER
© 2025 GARVER, LLC
THIS DOCUMENT, ALONG WITH THE IDEAS AND DESIGNS CONVEYED HEREIN, SHALL BE CONSIDERED INSTRUMENTS OF PROFESSIONAL SERVICE AND ARE PROPERTY OF GARVER, LLC. ANY USE, REPRODUCTION, OR DISTRIBUTION OF THIS DOCUMENT, ALONG WITH THE IDEAS AND DESIGN CONTAINED HEREIN, IS PROHIBITED UNLESS AUTHORIZED IN WRITING BY GARVER, LLC OR EXPLICITLY ALLOWED IN THE GOVERNING PROFESSIONAL SERVICES AGREEMENT FOR THIS WORK.



REV	DATE	DESCRIPTION	BY

**BILL AND HILARY CLINTON
NATIONAL AIRPORT
LITTLE ROCK, AR 72206**

**LIT FIRE SUPPRESSION
IMPROVEMENTS**

**BLDG 1000 FIRE
SUPPRESSION PLAN**

JOB NO.: 21A10111
DATE: MAY 2025
DESIGNED BY: JCF
DRAWN BY: JCF

BAR IS ONE INCH ON ORIGINAL DRAWING
IF NOT ONE INCH ON THIS SHEET, ADJUST SCALES ACCORDINGLY.

**DRAWING NUMBER
FX-205**