


Revit File: Autodesk Docs://21A10111 - LIT Fire Suppression Improvements/21A10111 - LIT Fire Suppression Improvements - R23.rvt
Plot Date: 5/2/2025 2:42:04 PM

1

BUILDING 200 FIRE SUPPRESSION PLAN

SCALE: 1/16" = 1'-0"

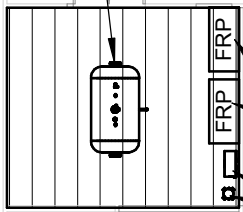
Autodesk Revit 2023



FX3

FX3

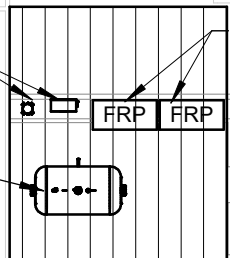
FX1



NEW FOAM RELEASING PANEL AND
PREACTION RELEASING PANEL
NEW NITROGEN GENERATOR

FX1

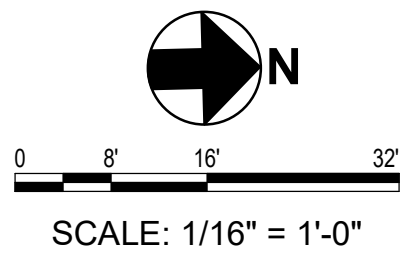
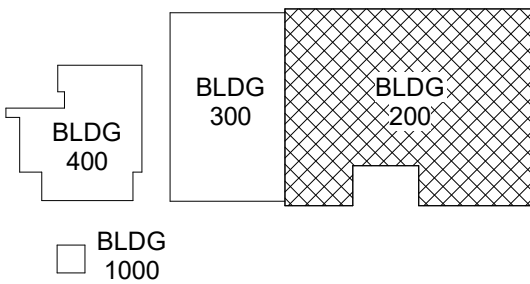
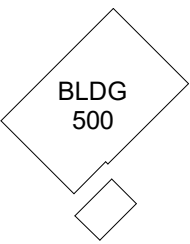
FX2



NEW NITROGEN GENERATOR
NEW FOAM RELEASING PANEL AND
PREACTION RELEASING PANEL

KEYED NOTES

- FX1 LOCATION FOR NEW HORIZONTAL BLADDER TANK
FX2 FOR THE FIRST STAGE OF CONSTRUCTION (REFER TO GH-003), PROVIDE THE OWNER WITH A RESERVE SUPPLY OF HIGH EXPANSION FOAM CONCENTRATE LARGE ENOUGH TO ACCOMMODATE THE LARGEST HANGAR (HANGAR 300).
FX3 LOCATION OF MANUAL FOAM STATION



© 2025 GARVER, LLC
THIS DOCUMENT, ALONG WITH THE
IDEAS AND DESIGNS CONVEYED
HEREIN, SHALL BE CONSIDERED
INSTRUMENTS OF PROFESSIONAL
SERVICE AND ARE PROPERTY OF
GARVER, LLC. ANY USE,
REPRODUCTION, OR DISTRIBUTION
OF THIS DOCUMENT, ALONG WITH
THE IDEAS AND DESIGN CONTAINED
HEREIN, IS PROHIBITED UNLESS
AUTHORIZED IN WRITING BY
GARVER, LLC OR EXPLICITLY
ALLOWED IN THE GOVERNING
PROFESSIONAL SERVICES
AGREEMENT FOR THIS WORK.



BY

DESCRIPTION

DATE

REV

BILL AND HILARY CLINTON
NATIONAL AIRPORT
LITTLE ROCK, AR 72206

LIT FIRE SUPPRESSION
IMPROVEMENTS

BLDG 200 FIRE
SUPPRESSION PLAN

JOB NO.: 21A10111
DATE: MAY 2025
DESIGNED BY: JCF
DRAWN BY: JCF

BAR IS ONE INCH ON
ORIGINAL DRAWING
0 8 16 32
IF NOT ONE INCH ON THIS SHEET,
ADJUST SCALES ACCORDINGLY.

DRAWING NUMBER
FX-201