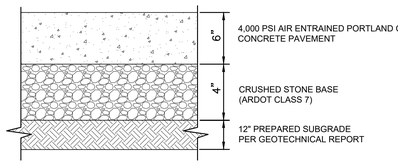
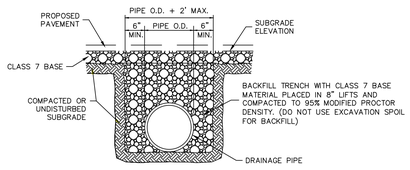


HEAVY DUTY ASPHALT PAVEMENT SECTION



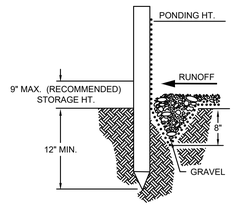
LIGHT DUTY CONCRETE SECTION



RCP TRENCH DETAIL

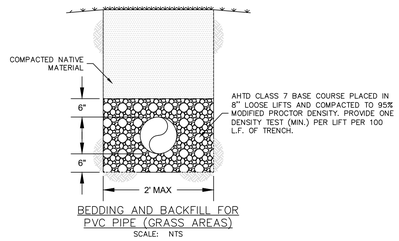
SCALE: NTS

NOTE:
THIS BACKFILL PROCEDURE SHALL BE UTILIZED FOR ALL TRENCHES CONSTRUCTED IN THE AREA TO BE PAVED.



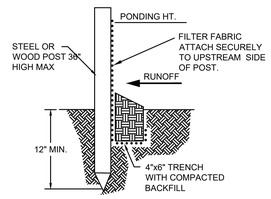
ALTERNATE DETAIL
TRENCH WITH GRAVEL

SCALE: N.T.S.



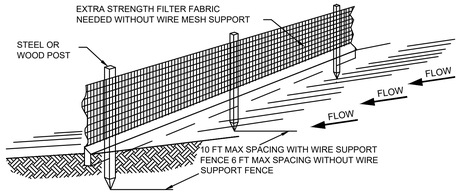
BEDDING AND BACKFILL FOR
PVC PIPE (GRASS AREAS)

SCALE: NTS



STANDARD DETAIL
TRENCH WITH NATIVE BACKFILL

SCALE: N.T.S.



NOTE:

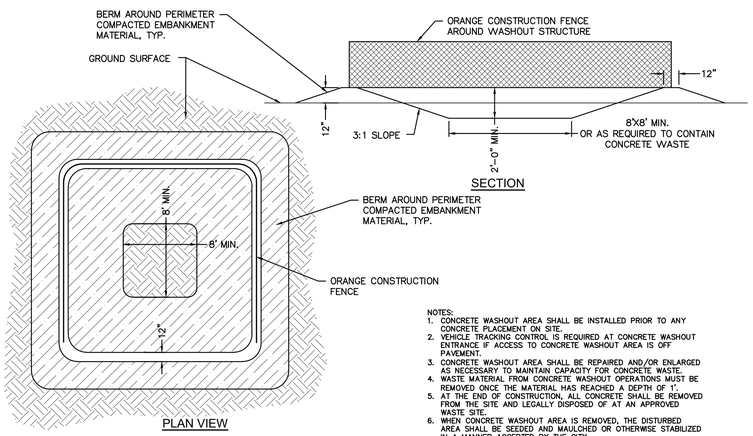
1. INSPECT AND REPAIR FENCE AFTER EACH STORM EVENT AND REMOVE SEDIMENT WHEN NECESSARY.

2. REMOVED SEDIMENT SHALL BE DISPOSED OFF-SITE AT NO ADDITIONAL COST TO OWNER.

3. SILT FENCE SHALL BE PLACED ON SLOPE CONTOURS TO MAXIMIZE PONDING EFFICIENCY.

SILT FENCE

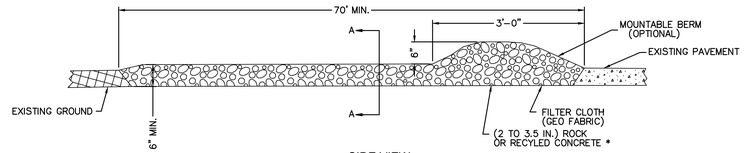
SCALE: N.T.S.



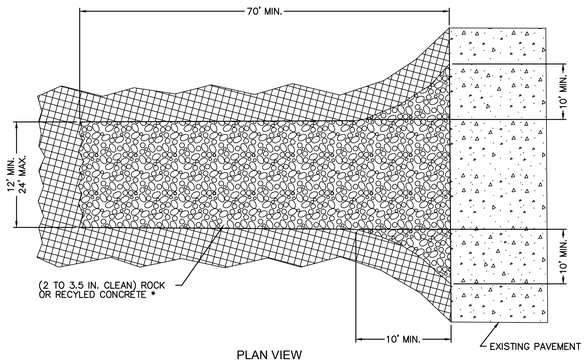
NOTES:
1. CONCRETE WASHOUT AREA SHALL BE INSTALLED PRIOR TO ANY CONCRETE PLACEMENT ON SITE.
2. VEHICLE TRACKING CONTROL IS REQUIRED AT CONCRETE WASHOUT ENTRANCE IF ACCESS TO CONCRETE WASHOUT AREA IS OFF PAVEMENT.
3. CONCRETE WASHOUT AREA SHALL BE REPAIRED AND/OR ENLARGED AS NECESSARY TO MAINTAIN CAPACITY FOR CONCRETE WASTE.
4. WASTE MATERIAL FROM CONCRETE WASHOUT OPERATIONS MUST BE REMOVED ONCE THE MATERIAL HAS REACHED A DEPTH OF 1'.
5. AT THE END OF CONSTRUCTION, ALL CONCRETE SHALL BE REMOVED FROM THE SITE AND LEGALLY DISPOSED OF AT AN APPROVED WASTE SITE.
6. WHEN CONCRETE WASHOUT AREA IS REMOVED, THE DISTURBED AREA SHALL BE SEEDED AND MAULCHED OR OTHERWISE STABILIZED IN A MANNER ACCEPTED BY THE CITY.

CONCRETE WASHOUT AREA DETAIL

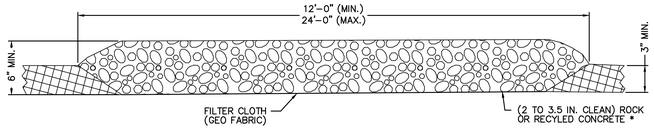
NO SCALE



SIDE VIEW



PLAN VIEW



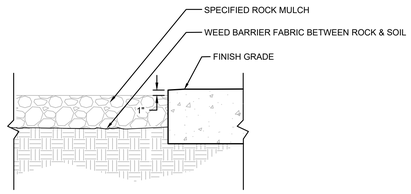
SECTION A-A

NOTE:

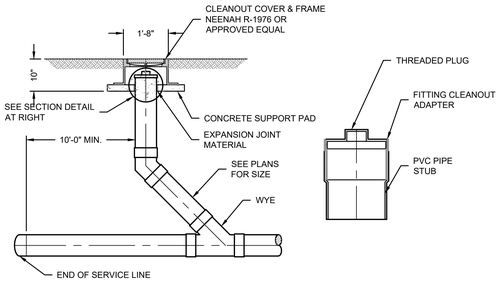
1. * MUST EXTEND THE FULL WIDTH AND LENGTH OF THE CONSTRUCTION ENTRANCE
2. THE 24'-0" WIDTH IS REQUIRED WHEN THE INGRESS AND THE EGRESS ARE THE SAME
3. REFER TO CHAPTER 8 AND 9 OF TH CITY OF LINCOLN DRAINAGE CRITERA MANUAL FOR MORE INFORMATION OF SEDIMENT AND EROSION CONTROL MEASURES
4. FOR ROCK DIMENSIONS AND SPECIFICATIONS SEE TABLE ON LINCOLN STANDARD PLAN NO. 177

CONSTRUCTION ENTRANCE DETAIL

SCALE: NOT TO SCALE

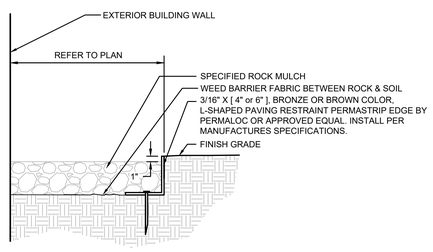


ADJACENT TO PAVEMENT



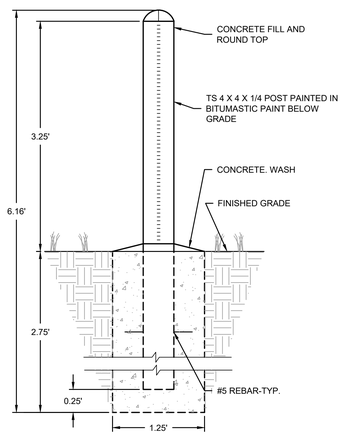
ONE-WAY WYE CLEANOUT DETAIL

NOT TO SCALE



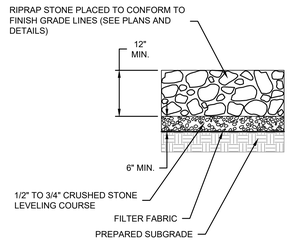
ROCK MULCH DETAIL

NOT TO SCALE



BOLLARD DETAIL

NOT TO SCALE



RIPRAP NOTES

1. STONE FOR RIPRAP SHALL CONSIST OF QUARRIED ROCK AND BE SOUND, DURABLE AND ANGULAR IN SHAPE.
2. SHALE AND STONE WITH SHALE SEAMS ARE NOT ACCEPTABLE.
3. STONES SHALL HAVE A MINIMUM THICKNESS OF 18", NO MORE THAN 10 PERCENT SHALL HAVE AN ELONGATION GREATER THAN 3:1, AT LEAST 60 PERCENT OF THE MASS SHALL BE OF PIECES HAVING A VOLUME OF ONE CUBIC FOOT, NO MORE THAN 6 PERCENT OF THE STONES SHALL WEIGH LESS THAN 10 POUNDS.

RIPRAP DETAIL

NOT TO SCALE

POLK
STANLEY
WILCOX

801 South Spring Street
Little Rock, AR 72201
501.378.0878 office

509 W. Spring St. | Suite 150
Fayetteville, AR 72701
479.444.0473 office

polkstanleywilcox.com

CIVIL
OLSSON
3 INNWOOD CIRCLE, STE 220
LITTLE ROCK AR 72211
PH: 501.225.7779

STRUCTURAL
ENGINEERING CONSULTANTS, INC.
401 WEST CAPITOL AVENUE, STE. 30
LITTLE ROCK, AR., 72201
PH: 501.376.3752

M.E.P.FP.
INSIGHT ENGINEERING
322 SOUTE STATE, STE 201
LITTLE ROCK, AR 72201
PH: 501.237.3077

ISSUED FOR PERMIT/BID

PSW Job Number:
699H

SERVICE CENTER WAREHOUSE ADDITION

LITTLE ROCK , ARKANSAS

PERMIT AND BID ISSUE

Issue Date:
9/24/2026

REVISIONS		
NUMBER	DATE	DESCRIPTION

Contents:
DETAIL SHEET

THIS PAGE IS BEST VIEWED IN COLOR

C600

Arkansas 811 Know what's below. Call before you dig.

olsson

Olsson - Engineering
Arkansas COA #1010

Autodesk Docs://699H CSC Vinoy/ 3 Service Center Warehouse Add R24/699H_SERVICE CENTER ADDITION_ARCH 2024.rvt
9/23/2026 9:20:31 AM