

*Quality People. Building Solutions.*

Comfort Systems USA (Arkansas), Inc.  
P.O. Box 16620  
Little Rock, AR 72231  
Phone 501-834-3320  
Fax 501-834-5416

**Date:** 11/9/2023

**Return Request:** 11/19/2023

**Project:** UCA Snow – Fine Arts Center

**Supplier:** Coleman Industrial Construction

**Manufacturer:** Various

**Submittal:** Duct Insulation

**Submittal Number:** 23 07 13-01

**Drawing # and Installation:** Mechanical Drawings

**ARCHITECT**

H+N Architects  
1009 Main Street  
Conway, AR 72032  
501-327-7525

**ENGINEER**

Pettit & Pettit  
201 E. Markham St. #400  
Little Rock, AR 72201  
501-374-3731

**GENERAL CONTRACTOR**

Wagner General Contractors  
600 W. Race Ave.  
Searcy, AR 72143  
501-203-0704

**MECHANICAL SUBCONTRACTOR**

Comfort Systems USA (Arkansas), Inc.  
9924 Landers Rd.  
N. Little Rock, AR 72117  
501-834-3320

Notes:

**CSUSA PROJECT NO.**

**23-2020**

**[chowell@comfortar.com](mailto:chowell@comfortar.com)**

1001 Swift Ave  
North Kansas City MO.  
64116



Phone: (816)741-8383  
Fax: (816)741-0542  
Email: office@cickc.com

---

Oct 27, 2023

Comfort Systems USA  
9924 Landers Rd  
North Little Rock, AR 72117

Mr. Casey Howell

Re: Mechanical Insulation Submittals for **UCA Snow Fine Arts**, Cownay, Arkansas.

**Spec# 23 07 13**

The following items will be insulated with 1 LB Johns Manville Duct Wrap with a foil scrim kraft vapor barrier jacket. All joints and seams will be sealed with 3" wide FSK tape.

Item #1 Supply/Return/OSA Duct ----- 2" Thick

Thank You,  
Chad Bartlett

**DESCRIPTION**

Microlite® FSK Formaldehyde-free™ duct wrap insulation is a lightweight, highly resilient, blanket-type thermal insulation. The insulation blanket is manufactured from rotary-process fiberglass bonded with a formaldehyde-free resin.

**AVAILABLE FORMS**

Microlite Formaldehyde-free™ insulation is available in a variety of densities, thicknesses and roll lengths. It is supplied with an FSK (foil-scrim-kraft) vapor barrier facing to meet installed performance requirements, with a 2" (51 mm) stapling tab. Microlite FSK is 48" (1219mm) wide.

**USES**

Microlite insulation is recommended as thermal insulation for the exterior of HVAC systems or other spaces or surfaces where temperature control is required.

**LIMITATION**

Microlite FSK duct wrap is not recommended for use on duct systems in service at temperatures above 250°F (121°C). It should not be used in weather-exposed applications without proper protection.

**STORAGE**

Microlite FSK duct wrap should be kept clean and dry during storage, transport, installation, and system operation.

**FACING INFORMATION**

FSK Aluminum Foil

Reinforced with fiber glass scrim laminated to UL-rated kraft.

Permeance: 0.02 perms\*

\*Per ASTM E96, Procedure A for facing material prior to lamination. After lamination, permeance values may be higher.

**GENERAL PROPERTIES**

Temperature (max.) – ASTM C411	250°F (121°C)
Water vapor sorption – ASTM C1104	<5% by weight
Corrosivity with steel – ASTM C665	Does not accelerate
Fungi resistance – ASTM C1338	Does not breed or promote

**STANDARD THICKNESSES AND PACKAGING**

	100' Roll (31 m)	75' Roll (23 m)	50' Roll (15 m)	45' Roll (13.7 m)	35' Roll (10.6 m)	30' Roll (9.14 m)
Type	Thickness, in (mm)					
75	1 (24)*, 1 ½ (38)	2 (51), 2½ (56)	3 (76),	4 2/5 (112)	5 ¾ (146)	7 (178)
100	1 ½ (38)	2 (51)	–			
150	–	1 ½ (38)	2 (51)			

\*1" for Canadian use only  
Note: Additional thicknesses, widths and other lengths available on special order. Contact Regional Sales Office for availability.

**RECYCLED CONTENT**



**SURFACE BURNING CHARACTERISTICS**

Microlite insulation meets the Surface Burning Characteristics and Limited Combustibility of the following standards:

Standard/Test Method

- ASTM E84
- UL 723
- NFPA 90A and 90B
- UL Guide No. 40 U8.3. Card R3711
- CAN/ULC S102

Maximum Flame Spread Index	25
Maximum Smoke Developed Index	50

Note: Faced materials are tested as composite products (insulation, adhesive and facing).

**SPECIFICATION COMPLIANCE**

ASTM C1290	Type 75, 100, & 150
ASTM C553*	
Type I, Type II	Type 75 & 100
Type I, Type II, Type III	Type 150
<i>*For faced material: 250°F (121°C) maximum temperature.</i>	
ASTM C1136s†	
Type II	FSK Facing
<i>†Replaces HH-B-100B, Type II.</i>	
Canada: CGSB 51-GP-11M	
NYC MEA 40-75-M	

**SUSTAINABLE BUILDING CERTIFICATIONS**

GREENGUARD®	Certified
GREENGUARD® GOLD	Certified
FORMALDEHYDE FREE	Validated

GREENGUARD® Certified products have been screened for more than 10,000 volatile organic compounds (VOCs) and meet stringent standards for low chemical emissions based on established criteria from key public health agencies. This product is also a UL Validated Formaldehyde-Free product, meeting recommendations established by the California Air Resources Board and the EPA to use building materials and insulation made without formaldehyde.



**MICROLITE® FSK**  
FSK-FACED FORMALDEHYDE-FREE™ FIBERGLASS DUCT WRAP

DATA SHEET

**APPLICATION RECOMMENDATIONS**

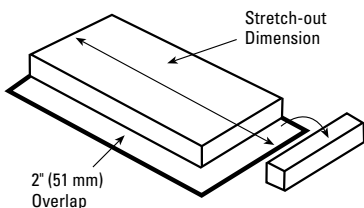
The R-value will vary depending upon how much the insulation is compressed during installation. To obtain the published installed R-values, the insulation stretch-out should be determined using the following table:

**Duct Wrap Stretch-outs**

Labeled Thick. (in)	Installed Compressed Thickness (in)	Stretch-out		
		Round	Square	Rectangular
1	0.75	P+ 7.0"	P+ 6.0"	P+ 5.0"
1½	1.125	P+ 9.5"	P+ 8.0"	P+ 7.0"
2	1.50	P+ 12.0"	P+ 10.0"	P+ 8.0"
2 ½	1.65	P+ 13.0"	P+ 11.0"	P+ 8.5"
3	2.25	P+ 17.0"	P+ 14.5"	P+ 11.5"
4 2/5	3.30	P+ 24.5"	P+ 21.0"	P+ 19.0"
5 ¾	4.31	P+ 30.0"	P+ 27.0"	P+ 25.0"
7	5.25	P+ 36.0"	P+ 33.0"	P+ 31.0"

Stretch-outs include 2" (51 mm) for overlap. P = perimeter of duct to be insulated.

Prepare overlap by removing approximately 2" (51 mm) of insulation from facing.



Before applying duct wrap, sheet metal duct shall be clean, dry and tightly sealed at all joints and seams.

Wrap insulation around duct with facing to the outside so the 2" (51 mm) flap completely overlaps facing and insulation at the other end of stretch-out. Insulation shall be snugly butted.

Secure seams with outward clinching staples placed approximately 6" (152mm) on center or tape tabs of 8" or longer. If required, seal seam with pressure-sensitive tape designed for use with duct insulation. Insulation on the underside of ducts spanning 24" (610 mm) or greater shall be secured with mechanical fasteners and speed clips spaced approximately 18" (457 mm) on center. Fasteners should be cut off flush after the speed clips are installed, and when required, sealed with the same tape as specified above.

Adjacent sections of duct wrap insulation shall be snugly butted with the circumferential 2" (51 mm) tape flap overlapping and secured as recommended for the longitudinal seam. When a vapor seal is required, two coats of vapor retarder mastic reinforced with one layer of 4" (102 mm) wide, open-weave glass fabric may be used in lieu of pressure-sensitive tape.

**GUIDE SPECIFICATIONS**

**Insulation for Metal Ducts.** All ducts shall be insulated on the outside with a Formaldehyde-free™, flexible glass fiber blanket. Microlite Formaldehyde-free™ fiber glass duct wrap insulation should have a minimum installed R-value\* of \_\_\_\_\_, and a Type \_\_\_\_\_ facing. Insulation shall be furnished with a factory-applied facing with a composite UL FHC rating of 25/50.

\*The minimum insulation installed R-value should be determined in accordance to the duct operating and ambient conditions.

**THERMAL CONDUCTIVITY (ASTM C518)**

Type	k*		k	
	Compressed Thickness	W/m•°C	Labeled Thickness	W/m•°C
75	0.27	0.039	0.29	0.042
100	0.25	0.036	0.27	0.039
150	0.24	0.035	0.25	0.036

Conductivity at 75°F (24°C) mean temperature.

\*Tested with material thickness compressed 25%.

**INSTALLED R-VALUES**

Type	Labeled Thickness		Installed "R"***		Out-of-Package "R"	
	in	mm	(hr•ft²•°F)/Btu	m²•°C/W	(hr•ft²•°F)/Btu	m²•°C/W
<b>Type 75 - 0.75 pcf (12kg/m³)</b>						
75	1	25	3.0	0.53	3.8	.67
	1½	38	4.2	0.74	5.2	0.92
	2	51	5.6	0.99	6.9	1.22
	2 ½	56	6.0	1.08	7.5	1.33
	3	76	8.3	1.46	10.3	1.81
	4 2/5	112	12.0	2.16	15.0	2.66
	5 ¾	146	16.0	2.82	20.0	3.52
	7	178	19.0	3.35	23.0	4.05
<b>Type 100 - 1.00 pcf (16kg/m³)</b>						
100	1½	38	4.5	0.79	5.6	0.99
	2	51	6.0	1.06	7.4	1.30
<b>Type 150 - 1.5 pcf (24kg/m³)</b>						
150	1½	38	4.7	0.83	6.0	1.06
	2	51	6.3	1.11	8.0	1.41

\*\*\*Installed R-value calculated with a material thickness compressed to a maximum of 25% following recommended duct wrap stretch-outs.



717 17th St.  
Denver, CO 80202  
800-654-3103  
www.JM.com

**North American Sales Offices, Insulation Systems**

**Eastern Region & Canada**  
P.O. Box 158  
Defiance, OH 43512  
800-334-2399  
Fax: 419-784-7866

**Western Region & Outside North America**  
P.O. Box 5108  
Denver, CO 80217  
800-368-4431  
Fax: 303-978-4661

Technical specifications as shown in this literature are intended to be used as general guidelines only. Please refer to the Safety Data Sheet and product label prior to using this product. The physical and chemical properties of Microlite FSK listed herein represent typical, average values obtained in accordance with accepted test methods and are subject to normal manufacturing variations. They are supplied as a technical service and are subject to change without notice. Any references to numerical flame spread or smoke developed ratings are not intended to reflect hazards presented by these or any other materials under actual fire conditions.

**All Johns Manville products are sold subject to Johns Manville's standard Terms and Conditions, which includes a Limited Warranty and Limitation of Remedy. For a copy of the Johns Manville standard Terms and Conditions or for information on other Johns Manville thermal insulation and systems, visit www.jm.com/terms-conditions or call (800) 654-3103.**



# Technical Data Sheet

## 3M™ Venture Tape™ Facing Tape 1540CW

### Product Description

3M™ Venture Tape™ 1540CW is a kraft/scrim/foil (ASJ) laminate coated with a cold weather acrylic pressure sensitive adhesive.

### Product Features

- Cold weather adhesive performs well over a wide temperature range
- Mold inhibitor helps maintain adhesive strength and effectiveness
- High puncture and tear resistance ensures long life and durability.
- Conforms well to curved and irregular surfaces



### Technical Information Note

The following technical information and data should be considered representative or typical only and should not be used for specification purposes.





### Typical Physical Properties

Property	Values	Additional Information
Backing	ASJ	
Adhesive Type	Acrylic	
Liner	Release Liner	
Color	White	
Backing Thickness (mm)	0.16 mm	View
Test Method: ASTM D3652		
Total Tape Thickness (mil)	7.5 mil	View
Test Method: ASTM D3652		
Total Tape Thickness (mm)	0.19 mm	View

Test Method: ASTM D3652

Backing Thickness	6.5 mil	View 
Test Method: ASTM D3652		
Water Vapor Transmission	0.02 Perms	View 
Test Method: ASTM E96		

### Typical Performance Characteristics

Property	Values	Additional Information
Tensile Strength	70.1 N/cm	View 
Test Method: ASTM D3759		
180° Peel Adhesion	Exceeds the strength of tape backing oz/in	View 
Test Method: ASTM D3330		
Notes: 12 in/min (300 mm/min)		
Tensile Strength (lb/in)	40 lb/in	View 
Test Method: ASTM D3759		
Elongation at Break (%)	2 %	View 
Test Method: ASTM D3759		
Long Term Temperature Resistance	116 °C	
Minimum Long Term Temperature Resistance	-40 °C	
Long Term Temperature Resistance	240 °F	
Minimum Long Term Temperature Resistance	-40 °F	

### Certifications/Standards

Property	Values	Additional Information
----------	--------	------------------------

## Certifications

- UL723 Classified (15/10 Flame/Smoke Rating) [UL file #R10984]
- CAN/ULC Classified (15/10 Flame/Smoke Rating) [UL file #R10984]

## Codes & Test Standards

Meets ASTM C1136, Type 1, II, III, IV. \*ASTM C1136 testing based in part on third party test data of the product backing

## Storage and Shelf Life

Store in a clean, dry place. Temperature of 40-80°F (4-26°C) and 40 to 50% relative humidity are recommended.

To obtain best performance, use this product within 24 months from date of manufacture.

## Bottom Matter

3M

Industrial Adhesives and Tapes Division

3M Center, Building 225-3S-06

St. Paul, MN 55144-1000

800-362-3550

## Trademarks

3M and Venture Tape are trademarks of 3M Company.

## Handling/Application Information

### Application Examples

- Closure system on ASJ faced duct piping systems
- Vapor seal on ASJ faced ductboard and pipe insulation

## References

Property	Values
3m.com Product Page	<a href="https://www.3m.com/3M/en_US/p/d/b40067987/">https://www.3m.com/3M/en_US/p/d/b40067987/</a>
Safety Data Sheet SDS	<a href="https://www.3m.com/3M/en_US/company-us/SDS-search/results/?gsaAction=msdsSRA&amp;msdsLocale=en_US&amp;co=ptn&amp;q=1540CW">https://www.3m.com/3M/en_US/company-us/SDS-search/results/?gsaAction=msdsSRA&amp;msdsLocale=en_US&amp;co=ptn&amp;q=1540CW</a>

## ISO Statement

This Industrial Adhesives and Tapes Division product was manufactured under a 3M quality system registered to ISO 9001 standards.

## Information

**Technical Information:** The technical information, guidance, and other statements contained in this document or otherwise provided by 3M are based upon records, tests, or experience that 3M believes to be reliable, but the accuracy, completeness, and representative nature of such information is not guaranteed. Such information is intended for people with knowledge and technical skills sufficient to assess and apply their own informed judgment to the information. No license under any 3M or third party intellectual property rights is granted or implied with this information.

**Product Selection and Use:** Many factors beyond 3M's control and uniquely within user's knowledge and control can affect the use and performance of a 3M product in a particular application. As a result, customer is solely responsible for evaluating the product and determining whether it is appropriate and suitable for customer's application, including conducting a workplace hazard assessment and reviewing all applicable regulations and standards (e.g., OSHA, ANSI, etc.). Failure to properly evaluate, select, and use a 3M product and appropriate safety products, or to meet all applicable safety regulations, may result in injury, sickness, death, and/or harm to

property.

**Warranty, Limited Remedy, and Disclaimer:** Unless a different warranty is specifically stated on the applicable 3M product packaging or product literature (in which case such warranty governs), 3M warrants that each 3M product meets the applicable 3M product specification at the time 3M ships the product. 3M MAKES NO OTHER WARRANTIES OR CONDITIONS, EXPRESS OR IMPLIED, INCLUDING, BUT NOT LIMITED TO, ANY IMPLIED WARRANTY OR CONDITION OF MERCHANTABILITY, FITNESS FOR A PARTICULAR PURPOSE, OR ARISING OUT OF A COURSE OF DEALING, CUSTOM, OR USAGE OF TRADE. If a 3M product does not conform to this warranty, then the sole and exclusive remedy is, at 3M's option, replacement of the 3M product or refund of the purchase price.

**Limitation of Liability:** Except for the limited remedy stated above, and except to the extent prohibited by law, 3M will not be liable for any loss or damage arising from or related to the 3M product, whether direct, indirect, special, incidental, or consequential (including, but not limited to, lost profits or business opportunity), regardless of the legal or equitable theory asserted, including, but not limited to, warranty, contract, negligence, or strict liability.

**Disclaimer:** 3M industrial and occupational products are intended, labeled, and packaged for sale to trained industrial and occupational customers for workplace use. Unless specifically stated otherwise on the applicable product packaging or literature, these products are not intended, labeled, or packaged for sale to or use by consumers (e.g., for home, personal, primary or secondary school, recreational/sporting, or other uses not described in the applicable product packaging or literature), and must be selected and used in compliance with applicable health and safety regulations and standards (e.g., U.S. OSHA, ANSI), as well as all product literature, user instructions, warnings, and limitations, and the user must take any action required under any recall, field action or other product use notice. Misuse of 3M industrial and occupational products may result in injury, sickness, or death. For help with product selection and use, consult your on-site safety professional, industrial hygienist, or other subject matter expert. For additional product information, visit [www.3M.com](http://www.3M.com).