
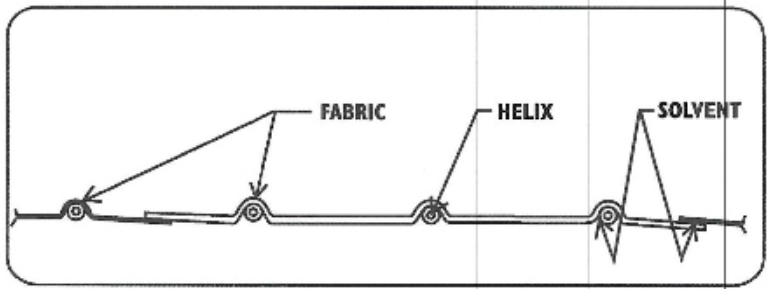




SUBMITTAL SHEET for Flexible Duct

S-TL Non-Insulated Flexible Air Duct for All Pressure Systems

CODES/STANDARDS	GreenGuard Certified for Superior Indoor Air Quality		Listed and labeled by Underwriters' Laboratories, Inc., as a Class I Air Duct, Standard 181 . It complies with the latest NFPA Bulletins 90A and 90B. Flame spread: not over 25 . Smoke developed: not over 50 .															
	FABRIC TYPE	Coated fiberglass woven fabric.																
STEEL WIRE	Coated spring steel wire helix.																	
SIZES, ID	2 3 4 5 6 7 8 9 10 12 14 16 18 20																	
LENGTH (feet)	25 ft.												15 ft.					
INSIDE BEND RADIUS (inches)	2 3 4 5 6 7 8 9 10 12 14 16 18 20																	
OPERATING TEMPERATURE RANGE	0° F to 250° F.																	
RATED VELOCITY	6000 fpm.																	
MAX RATED PRESSURE (inches water column)	POSITIVE		16 inches (2-10 in. dia.)				10 inches (12-20 in. dia.)											
	NEGATIVE		1 inch															



1-10φ
1-14φ

JOB _____	P.O. NO. _____
LOCATION _____	JOB NO. _____
ENGINEER _____	REPRESENTATIVE _____
CONTRACTOR _____	
Certified Correct	Approved for Construction
BY _____	BY _____
TITLE _____	TITLE _____
DATE _____	DATE _____

THERMAFLEX®— A Division of Flex-Tek Group, a subsidiary of Smiths Group plc.
 National Sales Headquarters
 • 528 Carwellyn Rd. • Abbeville, SC 29620 • 800-459-4822
 Canada
 • 5230 Orbitor Dr. • Mississauga, Ontario L4W 5G7 • 905-602-9660
 www.thermaflex.net



SUBMITTAL PACKAGE

Accessories

SRD - Square to round adaptor, For all GRD's (Except M Series and RC Series)

ID#	Tag	Qty
SRD-1	2	2
SRD-2	1	1

Accessories

RBN - Damper, Round, Butterfly, Neck mount, Steel

ID#	Tag	Qty
RBN-1	A	2
RBN-2	2	2
RBN-3	1	1

Ceiling Diffusers

A1100 - Diffuser, Plaque, Round Neck, Aluminum

ID#	Tag	Qty	ROUND NECK
A1100-1	A	2	08

Registers/Grilles

CRE500FB - Grille, Return, Filter back, Grid core, 1/2"×1/2"×1/2", Aluminum, Optional AOBD

ID#	Tag	Qty	WIDTH	HEIGHT
CRE500FB-1	2	2	8	8

Single Duct

SDV - SDV - Single Duct Terminal Unit

ID#	Tag	Qty	CONTROLS DAMPER SIDE	INLET SIZE	MIN CFM	MAX CFM	AUX CFM
SDV-1	ST-4B-100	1	L	10	275	500	275
SDV-2	ST-4B-101	1	R	14	908	1650	908

KW

0

0

Registers/Grilles

CRE500 - Grille, Return, Grid core, 1/2"×1/2"×1/2", Aluminum, Optional OBD

ID#	Tag	Qty	WIDTH	HEIGHT
CRE500-1	1	1	6	6

Note:

- Quantities and Sizes listed are for submittal purposes only, to be verified prior to order.
- Submittal information is deemed correct at time of printing, however in the interest of product improvement tnb reserves the right to make changes without notice.

Main Product

SRD

ROUND NECK LISTED SIZE - 1/8

SQUARE NECK LISTED SIZE

A

B

- Square to Round for GRD's
- Standard Finish is Mill (ML)
- Galvanized Steel Construction
- Shipped loose for field installation

Dim - A	Dim - B
1-1/4	3-1/4

OptionSchedule

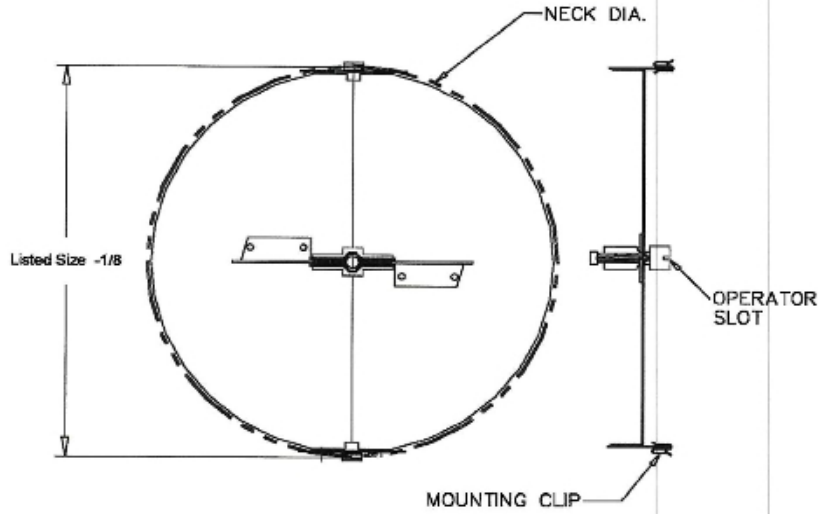
NECK SIZE 08 X 08			ROUND NECK 08
ID	Quantity	Tag	
1	2	2	
NECK SIZE 06 X 06			ROUND NECK 06
ID	Quantity	Tag	
2	1	1	

Dimensions are in inches, Product information subject to change without notice

Project MAC BLDG 4TH FLR WHITE BOX RENO	Submitted By: Shelly Wade	Date: 11-29-23
Architect	Wade Company	SRD Square to round adaptor, For all GRD's (Except M Series and RC Series)
Engineer	708 Garland	
Contractor	Little Rock, Arkansas 72201	
Version 1.0.00		

Main Product

RBN

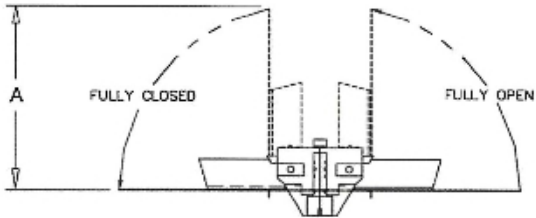


- The RBN is a neck mounted round butterfly damper
- Steel construction
- Screwdriver adjustable from fully open to fully closed
- Not recommended for use in flexible duct applications
- Shipped loose, field installation is required
- Blades open upward into the air stream
- Standard finish is mill

ROUND NECK	Dim - A
08	3-3/4
06	2-3/4

Construction Detail

RBN



OptionSchedule

ROUND NECK 08

Dimensions are in inches, Product information subject to change without notice

Project MAC BLDG 4TH FLR WHITE BOX RENOV	Submitted By: Shelly Wade	Date: 11-29-23
Architect	Wade Company	RBN <P>Round Butterfly Damper, Neck Mount, Steel</P>
Engineer	708 Garland	
Contractor	Little Rock, Arkansas 72201	
Version 1.0.00		

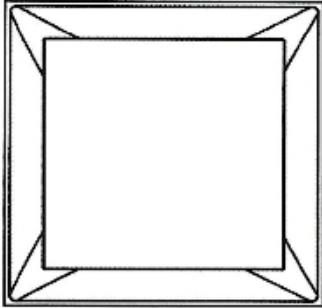
OptionSchedule (continued)		
ID	Quantity	Tag
1	2	A
2	2	2
ROUND NECK 06		
ID	Quantity	Tag
3	1	1

Dimensions are in inches, Product information subject to change without notice

Project MAC BLDG 4TH FLR WHITE BOX RENO	Submitted By: Shelly Wade	Date: 11-29-23
Architect	Wade Company	RBN
Engineer	708 Garland	<P>Round Butterfly Damper, Neck Mount,
Contractor	Little Rock, Arkansas 72201	Steel</P>
Version 1.0.00		

Submittal Drawing

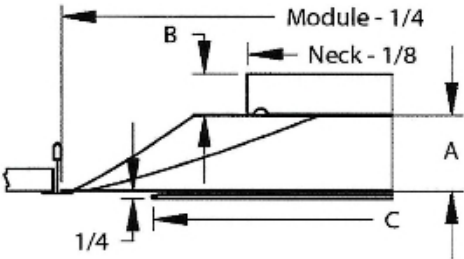
Main Product
A1100



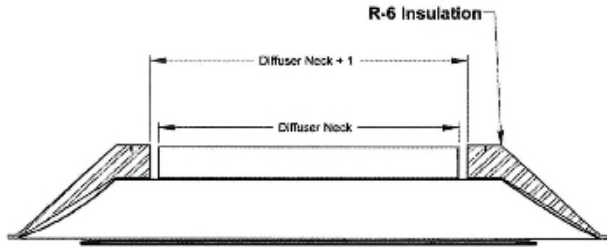
- Architectural, plaque faced diffuser
- Removable center panel for easy damper access
- Standard finish is white (WH)
- Optional round dampers and baffle kits ship loose for field installation

ROUND NECK	MODULE	Dim - A	Dim - B	Dim - C
08	24"×24"	2-1/2	1-1/4	18

Construction Detail
LT - LAY-IN



MOLDED INSULATION BLANKET



- R-6 fiberglass insulation
- Outer foil facing

OptionSchedule

MARGIN STYLE LT - LAY-IN T-BAR MODULE 24"×24"	ACCESSORIES MOLDED INSULATION BLANKET FINISH WH - WHITE
---	--

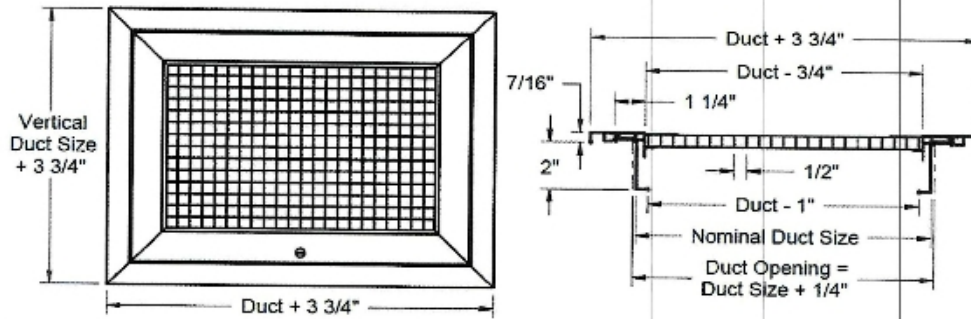
ID	Quantity	Tag	ROUND NECK
1	2	A	08

Dimensions are in inches, Product information subject to change without notice

Project MAC BLDG 4TH FLR WHITE BOX RENO	Submitted By: Shelly Wade	Date: 11-29-23
Architect	Wade Company	A1100 Diffuser, Plaque, Round Neck, Aluminum
Engineer	708 Garland	
Contractor	Little Rock, Arkansas 72201	
Version 1.0.00		

Main Product

CRE500FB

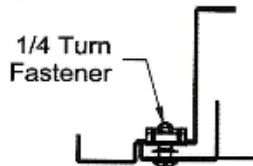


- Model CRE500FB features a 1/2" x 1/2" x 1/2" grid core with filter frame
- Module sizes include 12" x 12", 24" x 12", 24" x 24", and 48" x 24"
- 1" filter frame standard; optional 2" available (filters furnished by others)
- Aluminum construction with hinges for removable face
- Available with knurled knob fastener or 1/4 turn fastener
- Standard finish is white

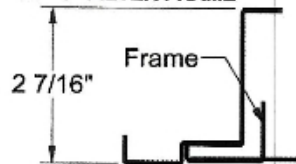
Construction Detail

QT -

1/4 TURN FASTENER



01 - 1" FILTER FRAME



OptionSchedule

MARGIN STYLE LT - LAY-IN T-BAR

MODULE 24"x24"

FILTER HINGE LOCATIO T - TOP

DOOR FASTENING QT - 1/4 TURN FASTENING

FILTER SIZE 01 - 1" FILTER FRAME

FINISH WH - WHITE

ID	Quantity	Tag	WIDTH	HEIGHT
1	2	2	8	8

Dimensions are in inches, Product information subject to change without notice

Project MAC BLDG 4TH FLR WHITE BOX RENOV	Submitted By: Shelly Wade	Date: 11-29-23
Architect	Wade Company	CRE500FB Grille, Return, Filter back, Grid core, 1/2"x1/2"x1/2", Aluminum, Optional AOBD
Engineer	708 Garland	
Contractor	Little Rock, Arkansas 72201	
Version 1.0.00		

Submittal Drawing

Main Product
CRE500

- Aluminum construction (frame and core)
- Available sizes: 6"x4" to 48"x48"
- Grid core size: 1/2"x1/2"x1/2"
- Optional damper (SOBD-Steel, AOBD-Aluminum) is factory mounted
- Standard finish is white (WH)

A = 1-1/4"
B = 2-1/2"

Construction Detail
LT - LAY-IN

Ceiling Module Size minus 1/4"

OptionSchedule

MARGIN STYLE LT - LAY-IN T-BAR	OPTIONAL DAMPER 0000 - NONE
MODULE 24"x24"	ACCESSORIES 000 - NONE
SCREW HOLES 02 - NO HOLES	FINISH WH - WHITE

ID	Quantity	Tag	WIDTH	HEIGHT
1	1	1	6	6

Dimensions are in inches, Product information subject to change without notice

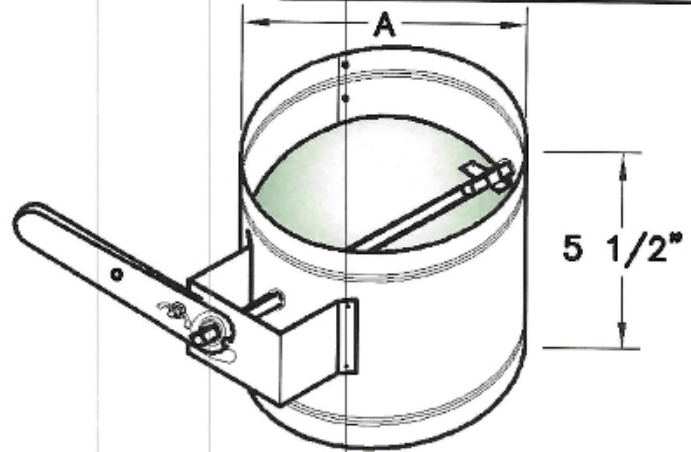
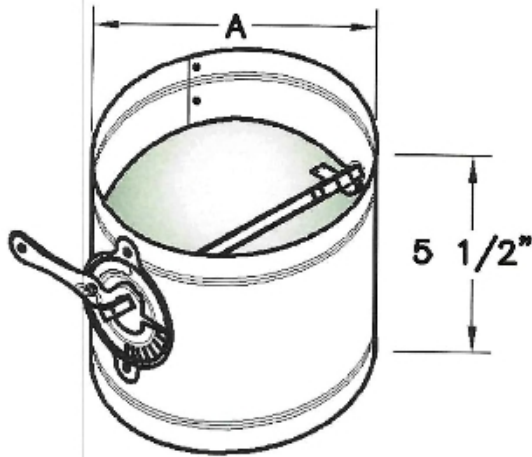
Project MAC BLDG 4TH FLR WHITE BOX RENO	Submitted By: Shelly Wade	Date: 11-29-23
Architect	Wade Company	CRE500 Grille, Return, Grid core, 1/2"x1/2"x1/2", Aluminum, Optional OBD
Engineer	708 Garland	
Contractor	Little Rock, Arkansas 72201	
Version 1.0.00		



MODEL #

RBD-38

DESCRIPTION:
 DAMPER SECTION WITH
 DAMPER, NYLON END
 BEARINGS, 3/8" HARDWARE.
 (HEAVY GAUGE)



A HEAVY DUTY MANUAL BALANCING DAMPER WHICH MEETS OR EXCEEDS SMACNA STANDARDS AS PER HVAC DUCT CONSTRUCTION STANDARDS - SECOND EDITION - 1995

PRODUCT NOTES:

DAMPER SECTIONS ARE CONSTRUCTED OF 22 GAUGE GALVANIZED SHEET METAL.

FACTORY ASSEMBLED ADJUSTABLE DAMPER HARDWARE WITH 3/8" DAMPER SHAFT.

DAMPER BLADE IS CONSTRUCTED WITH 20 GAUGE MATERIAL WITH STRENGTHENING CRIMP ACROSS CENTER.

3/8" SQUARE CONTROL SHAFT AXLE

MOLDED SYNTHETIC BEARINGS.

UNIT IS CONSTRUCTED 1/8" UNDER LISTED DUCT SIZE.

AVAILABLE WITH OR WITHOUT 2" STANDOFF BRACKET.

SIZES AVAILABLE:

A

- 4"
- 5"
- 6"
- 7"
- 2 → 8"
- 9"
- 1 → 10"
- 12"
- 14"
- 16"
- 18"

JOB _____ DATE _____

ARCHITECT _____ REPRESENTATIVE _____

ENGINEER _____ P.O. # _____

CONTRACTOR _____

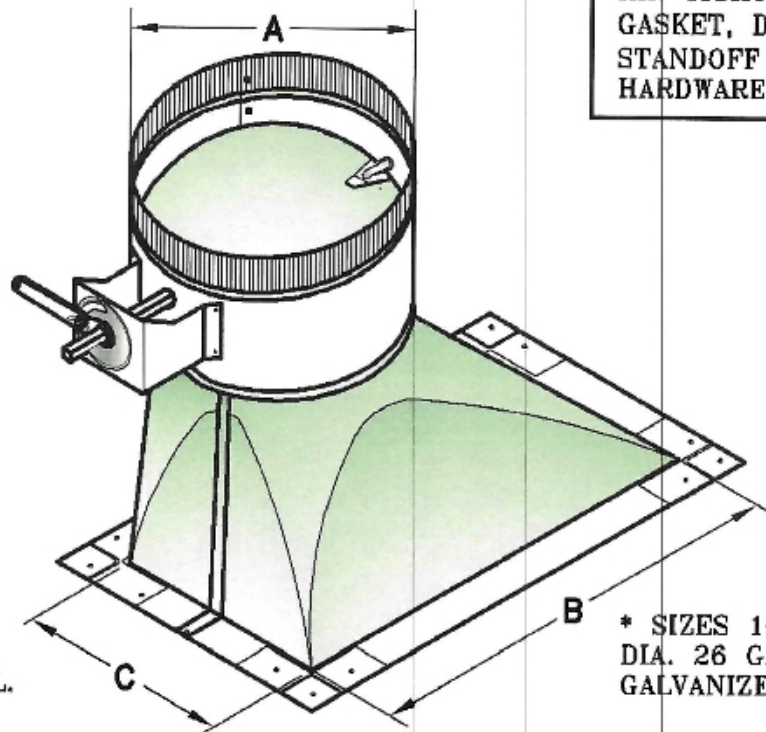


MODEL #

AT-502

DESCRIPTION:

AIR TIGHT 45° TAKEOFF W/
GASKET, DAMPER & 2"
STANDOFF QUADRANT & 1/4"
HARDWARE.



* SIZES 4" THROUGH 9"
DIA. 28 GAUGE
GALVANIZED SHEET METAL.

* SIZES 10" THROUGH 20"
DIA. 26 GAUGE
GALVANIZED SHEET METAL.

PRODUCT NOTES:	SIZES AVAILABLE:			
<p>TAKEOFF FITTINGS ARE CONSTRUCTED OF GALVANIZED SHEET METAL OF LOCK FORMING AND ROLL FORMING QUALITY.</p> <p>THE 1" WIDE MOUNTING FLANGES COME COMPLETE WITH DIE FORMED CORNER CLIPS FOR ADDED RIGIDITY AND PRE-PUNCHED SCREW HOLES.</p> <p>A PEEL OFF ADHESIVE GASKET (1" X 1/8") IS PROVIDED BY THE FACTORY TO HOLD THE FITTING SECURELY IN PLACE DURING INSTALLATION AND TO ASSURE MINIMAL LEAKAGE.</p> <p>DAMPER BLADE CAN BE CONSTRUCTED WITH 28, 26, 24 OR 22 GAUGE MATERIAL.</p>	A	B	C	HEIGHT
	4"	8"	6"	10"
	5"	10"	5"	10"
	6"	12"	6"	10"
	7"	12"	6"	10.25"
	1 → 8"	12"	6"	10.25"
	9"	15"	6"	10.25"
	1 → 10"	16"	6.5"	12"
	12"	18"	8.5"	12"
	14"	20"	9.5"	13.75"
	16"	24"	12"	14.5"
	18"	26"	14"	14.5"
	20"	28"	16"	15.25"

JOB _____ DATE _____

ARCHITECT _____ REPRESENTATIVE _____

ENGINEER _____ P.O. # _____

CONTRACTOR _____