

Quality People. Building Solutions.

Comfort Systems USA (Arkansas), Inc.
P.O. Box 16620
Little Rock, AR 72231
Phone 501-834-3320
Fax 501-834-5416

Date: 11/28/2023

Return Request: 12/5/2023

Project: MAC Building – 4th Floor

Supplier: Dollar Sheet Metal

Manufacturer: Various

Submittal: HVAC Ducts & Casings

Submittal Number: 23 31 00-01

Drawing # and Installation: Mechanical Drawings

ARCHITECT

Stocks Mann
401 W. Capitol, Suite 402
Little Rock, AR 72201
501-370-9207

ENGINEER

Insight
322 S. State Street, Suite 201
Little Rock, AR 72201
501-237-3077

GENERAL CONTRACTOR

Carson & Associates
1310 W. Daisy Bates Dr.
Little Rock, AR 72202
501-372-5816

MECHANICAL SUBCONTRACTOR

Comfort Systems USA (Arkansas), Inc.
9924 Landers Rd.
N. Little Rock, AR 72117
501-834-3320

Notes:

chowell@comfortar.com

9924 Landers Rd.
No. Little Rock, AR 72117

SUBMITTAL SINGLE WALL ROUND



QUOTE #: 2309-089

DATE: 11/28/2023

PROJECT: MAC 4th Flr. White Box Renov. LOCATION: Little Rock, Arkansas

ENGINEER: N/A CUSTOMER: Wade Company

SYSTEM

High Pressure

PRODUCT

Single Wall Round Spiral
Duct and Matching Fittings.

CONSTRUCTION

*All spiral pipe and fittings
are manufactured in
accordance with the latest
edition of SMACNA 2005
Duct Construction Standards*

MATERIAL

G-60 Paint Grip G-90 Galvanized

Steel is of lock-forming quality, conforming to A-653 standards manufactured as Spiral Lock-seam in accordance with the following table:

<u>Spiral Duct</u>	<u>Gauge</u>	<u>Fittings</u>	<u>Gauge</u>
4" - 26"	26	4" - 26"	24
28 - 42	24	28 - 42	22
44" - 66"	22	44" - 66"	20

Branch Taps

Conical Taps Lateral Taps
 High Efficiency Taps Straight Taps

FITTING / ASSEMBLY SEAMS

Tack Wire Welded and Sealed
 Full Wire Welded

SPIRAL DUCT/PIPE * FITTINGS * SEALANT * ACOUSTICAL/THERMAL PANELS * ANGLE RINGS

P. O. Box 14439 5936 EDEN DRIVE FORT WORTH, TX 76117
800-299-8340 email spiral@lewisandlambert.com * 817-834-2971 fax
WEB PAGE www.lewisandlambert.com/spiral.html

SUBMITTAL SINGLE WALL ROUND



CONNECTIONS

- Coupling Slip-Fit
- Dura Flange

FITTING INFORMATION


- PROVIDED AS PIPE AND LOOSE TAPS
- PROVIDED AS PIPE WITH MANIFOLDED TAPS AND REDUCERS
- PROVIDED AS PIPE AND SEPARATE BARREL FITTINGS

ELBOW RADIUS PROVIDED AS: 1 1/2 x Diameter

COMMENTS:



SPIRAL PIPE



LONG SEAM PIPE



Project: MAC 4th Flr. White Box Renov.

Quote #: 2309-089

SINGLE WALL ROUND PIPE & FITTINGS				
<input type="checkbox"/>	<input checked="" type="checkbox"/>	<input type="checkbox"/>	<input type="checkbox"/>	<input type="checkbox"/>
E5-90	E3-45	SE-90	SE-45	E3-60
<input type="checkbox"/>	<input type="checkbox"/>	<input type="checkbox"/>	<input type="checkbox"/>	<input type="checkbox"/>
E2-30	E2-22 1/2	EV2-90	HTE3-90	HTE2-45
<input type="checkbox"/>	<input type="checkbox"/>	<input type="checkbox"/>	<input type="checkbox"/>	<input type="checkbox"/>
T1	T1R	T2R	CT1	CT1R
<input type="checkbox"/>	<input type="checkbox"/>	<input type="checkbox"/>	<input type="checkbox"/>	<input type="checkbox"/>
CT2R	HT1	HT1R	HT2	HT2R
<input type="checkbox"/>	<input type="checkbox"/>	<input type="checkbox"/>	<input type="checkbox"/>	<input type="checkbox"/>
L1	L1R	L2	L2R	CL1
<input type="checkbox"/>	<input type="checkbox"/>	<input type="checkbox"/>	<input checked="" type="checkbox"/>	<input type="checkbox"/>
CL1R	CL2	CL2R	R1	ER1

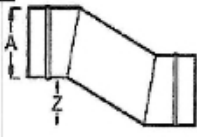
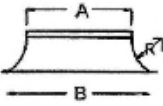


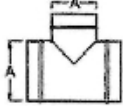





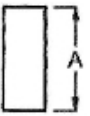

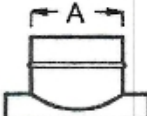




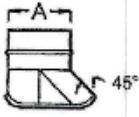
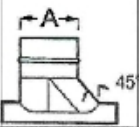


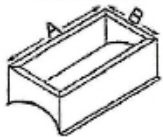
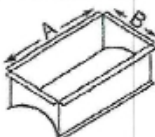

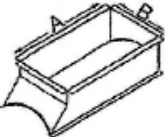

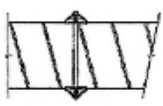

Dimensions: A = Inlet Size B = Outlet Size C, D = Branch Sizes R = Radius

*Items checked or highlighted are included in this project.



Project: MAC 4th Flr. White Box Renov.

Quote #: 2309-089

SINGLE WALL ROUND PIPE AND FITTINGS				
<input checked="" type="checkbox"/> 	<input type="checkbox"/> 	<input type="checkbox"/> 	<input type="checkbox"/> 	<input type="checkbox"/> 
OS	BM	Y2	Y2	BT
<input type="checkbox"/> 	<input type="checkbox"/> 	<input type="checkbox"/> 	<input type="checkbox"/> 	<input type="checkbox"/> 
BTR	DEP	FEC	SQR	DC
<input type="checkbox"/> 	<input type="checkbox"/> 	<input type="checkbox"/> 	<input type="checkbox"/> 	<input type="checkbox"/> 
FC	TP	TSP	TCP	TCSP
<input type="checkbox"/> 	<input type="checkbox"/> 	<input type="checkbox"/> 	<input type="checkbox"/> 	<input type="checkbox"/> 
LP	LSP	HTP	HTSP	LCP
<input type="checkbox"/> 	<input type="checkbox"/> 	<input type="checkbox"/> 	<input type="checkbox"/> 	<input type="checkbox"/> 
LCSP	PRTI	PRTO	PTRBI	PTRBO
<input type="checkbox"/> 	<input type="checkbox"/> 	<input type="checkbox"/> 		
Dura-Flange	SpiralMate	Angle Ring		

Dimensions: A = Inlet Size B = Outlet Size C, D = Branch Sizes R = Radius

*Items checked or highlighted are included in this project.