

Quality People. Building Solutions.

Comfort Systems USA (Arkansas), Inc.
P.O. Box 16620
Little Rock, AR 72231
Phone 501-834-3320
Fax 501-834-5416

Date: 5/17/2024
Return Request: 5/27/2024
Project: CALS Main Library Renovations
Supplier: Sanders Supply
Manufacturer: Liberty Pumps
Submittal: Sump Pumps
Submittal Number: 22 14 29-01
Drawing # and Installation: Plumbing Drawings

ARCHITECT

Polk Stanley Wilcox
801 South Spring St.
Little Rock, AR 72201
501-378-0878

ENGINEER

Bernhard
1 Allied Drive, Bldg. 2, Suite 2600
Little Rock, AR 72202
501-666-6776

GENERAL CONTRACTOR

CDI
3000 Cantrell Rd.
Little Rock, AR 72202
501-5666-4300

MECHANICAL SUBCONTRACTOR

Comfort Systems USA (Arkansas), Inc.
9924 Landers Rd.
N. Little Rock, AR 72117
501-834-3320

Notes:

CSUSA PROJECT NO.

23-8016

dpierce@comfortar.com

9924 Landers Rd.
No. Little Rock, AR 72117

280-SERIES

Cast Iron Submersible Sump/Effluent Pump

Liberty Pumps®

A Family and Employee Owned Company

1/2 hp

1-1/2" Discharge

3/4" Solids Handling

Features

- Liberty Pumps unique, one-piece "Uni-Body" casting
- Quick-connect 10' standard power cord allows replacement of cord in seconds without breaking seals to motor (other lengths available)
- Permanently lubricated upper and lower bearings
- Oil-filled, hermetically sealed motor with thermal overload protection
- Stainless-steel removable bottom screen
- Stainless-steel rotor shaft
- Stainless-steel fasteners

115V Models

280 Manual

281 Wide-Angle Float Switch with Quick-connect

283 Wide-Angle Float Switch, Series Plug

➔ 287 Vertical Magnetic Float (VMF) Switch for heavy-duty sump pump applications

208-230V Models

280HV Manual

281HV Wide-Angle Float Switch with Quick-connect

283HV Wide-Angle Float Switch, Series Plug

287HV Vertical Magnetic Float (VMF) Switch

Wide-angle float switches are mercury-free, mechanically activated.



Quick-connect Power Cord

One-Piece Cast Motor Housing



Model 283



Available with Vertical Magnetic Float Switch



innovate. evolve.

280-Series

Impeller

Vortex style engineered polymer

Paint

Powder coat

Max Fluid Temperature

140°F (60°C) Intermittent
104°F (40°C) Continuous duty

Motor Specifications

1/2 hp 8A (115V) 4A (208/230V)
Oil-Filled; Thermally Protected
(PSC) Permanent Split Capacitor

Power Cord Type

SJTW (10' and 15' models)
SJTOOW (35' and 50' models)

Motor Housing

Class 25 cast iron

Dimensional Data

Weight: 29 lbs
Height: 13"
Major Width: 10" (Model 287)

Shaft

Stainless

Hardware

Stainless

Mechanical Shaft Seal

Unitized ceramic carbon

Bearings

Upper and lower ball bearings

Minimum Sump Diameters

Models 281, 283 14"
Model 287 10"

| FACTORY SWITCH SETTINGS | MODELS 281 & 283 | MODEL 287 |
|-------------------------|------------------|-----------|
| Turn on level | 13" | 9.5" |
| Turn off level | 7" | 4" |

The Model 283 features a fully adjustable wide-angle float switch. Differential adjustments can be made easily by tethering the float switch to the discharge pipe or other mounting point. Vertical float switch Model 287 is not adjustable.

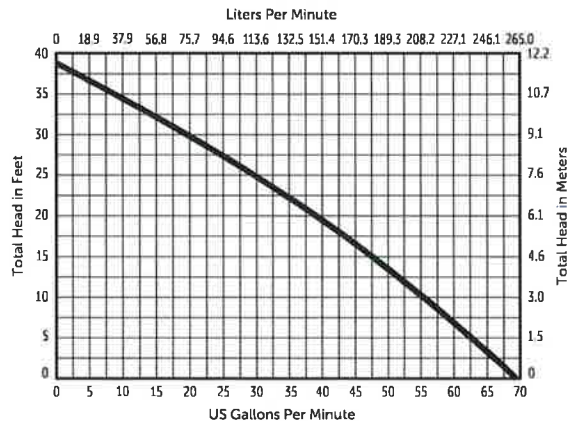
Cord Lengths

| MODEL | 10' | 25'[-2] | 35'[-3] | 50'[-5] |
|-------|----------|----------|----------|----------|
| 280 | Standard | Optional | Optional | Optional |
| 281 | Standard | Optional | Optional | Optional |
| 283 | Standard | Optional | Optional | N/A |
| 287 | Standard | Optional | N/A | N/A |

10' cord length standard on all models. For optional lengths, add "-2, -3 or -5" suffix to model number.
Example: for model 280 with 35' cord, order 280-3

Performance Curve

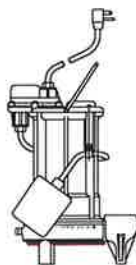
60 Hz, 3450 RPM



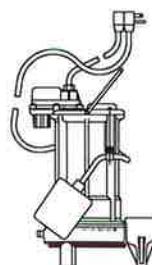
Effluent Models



Model 280
Manual,
no float switch



Model 281
Wide-angle
float switch
with Quick-
connect



Model 283
Wide-angle
float switch
with series
(piggyback)
plug

Sump Models



Model 287
VMF-Series
Vertical magnetic
float switch for
smaller pits – will
operate in a 10"
diameter sump

Specifications subject to change without notice.

Copyright © Liberty Pumps, Inc. 2020 All rights reserved. LLIT002000-R01/20

Liberty Pumps - 7000 Apple Tree Avenue - Bergen, New York 14416
Phone 800-543-2550 - Fax 585-494-1839 - LibertyPumps.com

STANDARD CHECK VALVES



A Family and Employee Owned Company

Economy Check Valves



CV2N1 1-1/4" and 1-1/2" combo

CV150 1-1/2"

CV200 2"

- ABS valve body
- Rubber slip connect with hose clamps
- Vertical or horizontal installation
- 15 PSI rated at 104°F for CV2N1 and CV150
- 25 PSI rated at 140°F for CV200

Thread X Barb Fit



CV150-125T 1-1/2" MPT x 1-1/4" Barb

CV150-150T 1-1/2" MPT x 1-1/2" Barb

- PVC construction
- Thread directly into 1-1/2" sump pump discharge
- 30 PSI rated at 104°F

Cast Iron High-temperature 200°F



HCV150 1-1/2"

HCV200 2"

- Heavy-duty cast iron body
- Full flow
- High-temperature rubber flapper - 200°F
- 125 PSI rated
- Vertical or horizontal installation
- Female NPT connections

Ball/Check/Union Combination



BCV150 1-1/2"

BCV200 2"

- Ball/check combo provides compact design
- Heavy-duty PVC
- 150 PSI rated at 72°F
- 30 PSI rated at 140°F
- Vertical or horizontal installation
- Features union for easy disassembly
- Socket weld connections

Heavy-Duty Compression Fit



CV2N1C 1-1/4" and 1-1/2" combo

CV200C 2"

CV300C 3"



- Heavy-duty PVC
- Vertical or horizontal installation
- 150 PSI rated at 72°F for CV2N1C and CV200C
- 30 PSI rated at 140°F for CV2N1C and CV200C
- 125 PSI rated at 72°F for CV300C
- 25 PSI rated at 140°F for CV300C

STANDARD ALARMS

For Sump, Sewage and Effluent




A Family and Employee Owned Company

ALM-Series

- Indoor rated
- 115V Operation with 9-volt battery backup
- 86 Decibel horn
- Red LED alarm ring
- Green power "ON" light
- Auxiliary contacts
- Automatic alarm reset
- Alarm Test / Silence buttons
- 9-volt battery included

See **ALM-EYE Series** literature for Wi-Fi connected models



Patent: See LibertyPumps.com/patents

Super bright LED alarm ring

Models

- ALM-2-1** Narrow angle float switch, 10' cord
- ALM-2** Narrow angle float switch, 20' cord
- ALM-P1** Compact snap-on float switch, 10' cord
- ALM-PK** Puddle sensor, 50' cord



Narrow Angle Float Switch
(Sewage/Effluent application)



Compact Snap-on Float Switch
Fits 1-1/4" or 1-1/2" pipe
(Sump application)



Puddle Sensor
(For floor level sensing)



ALM-2W & ALM-230W

Indoor/Outdoor
ALM-2W - 115V
ALM-230W - 230V

- Meets Enclosure Type 3R Standards
- 115V Operation, direct wire
- Thermoplastic enclosure
- Red alarm beacon
- 82 Decibel horn
- Alarm Test / Silence switch
- 20' Float switch cord
- Includes auxiliary contacts
- Easy field wiring with removable cover



ALM-3W

Commercial Outdoor

- NEMA 4X rated
- Commercial-duty enclosure
- 115V Operation, direct wire
- Flashing red alarm LEDs
- 95 Decibel horn
- Alarm "Test / ON / Silence" switch
- 20' Float switch cord
- Includes auxiliary contacts



Specifications subject to change without notice.

Copyright © Liberty Pumps, Inc. 2022 All rights reserved. LLIT006639-R12/22

Liberty Pumps - 7000 Apple Tree Avenue - Bergen, New York 14416
Phone 800-543-2550 - Fax 585-494-1839 - www.LibertyPumps.com