

Quality People. Building Solutions.

Comfort Systems USA (Arkansas), Inc.
P.O. Box 16620
Little Rock, AR 72231
Phone 501-834-3320
Fax 501-834-5416

Date: 10/3/2023

Return Request: 10/13/2023

Project: Regions HNTB

Supplier: Core Insulation

Manufacturer: Various

Submittal: Plumbing Piping Insulation

Submittal Number: 22 00 00-05

Drawing # and Installation: Plumbing Drawings

ARCHITECT

DLR Group
2525 McKinnon St. Suite 800
Dallas, TX 75067
214-747-2511

ENGINEER

Pettit & Pettit
201 East Markham, Suite 400
Little Rock, AR 72201
501-374-3731

GENERAL CONTRACTOR

Baldwin & Shell
1000 W. Capitol Ave.
Little Rock, AR 72201
501-374-8677

MECHANICAL SUBCONTRACTOR

Comfort Systems USA (Arkansas), Inc.
9924 Landers Rd.
N. Little Rock, AR 72117
501-834-3320

Notes:

CSUSA PROJECT NO.

23-2014

chowell@comfortar.com



Core Insulation Contractors, LLC
124 W. Capitol Avenue
Suite 2000-CIC
Little Rock, AR 72201

September 12, 2023

To: Casey Howell
Comfort Systems USA (AR)
PO Box 16620
Little Rock, AR 72231

Project: HTNB Regions

The following items will be insulated with Knauf Earthwool pipe insulation. All joints and seams will be sealed with 3" wide 3M ASJ+ tape. Fittings will be mitered sections of fiberglass pipe cover.

- #1 – Domestic Cold Water.....1/2" Thick
- #2 – Domestic Hot Water.....1" Thick

Thank you,

Scott Martin

DATA SHEET

Earthwool® 1000° Pipe Insulation

with ECOSE® Technology



DESCRIPTION

Earthwool 1000° Pipe Insulation is a molded, one-piece insulation made from highly resilient, inorganic glass fibers bonded with ECOSE Technology.

APPLICATION

- Iron, copper, stainless steel, PVC, and CPVC piping
- Hot, cold, concealed and exposed piping systems operating at temperatures 0° F-1000° F (-18° C to 538° C)
- Additional weather protection is needed for outdoors use

SPECIFICATION COMPLIANCE

U.S.

- ASTM C547; Type I, Type IV
- ASTM C585
- ASTM C1136 (jacket); Type I, II, III, IV, VII, VIII, X
- NFPA 90A and 90B
- Conformity for fit Marine Equipment IMO 1408
- MIL-DTL-32585; Type 1, Form 4, Facing A and D
- USCG 164.109/4/1
- UL/ULC Classified

- ASTM C795, MIL-I-24244, NRC Reg. Guide 1.36 (Certification needs to be specified at time of order)

Canada

- CAN/ULC S102
- CGSB 51-GP-9M
- CGSB 51-GP-52M (jacket)
- CAN/CGSB-51.9 (obsolete, replaced by ASTM C547)

CONTRACTOR: _____

JOB: _____

DATE: _____

DOING MORE FOR THE WORLD WE LIVE IN.

Knauf Insulation products with ECOSE® Technology are made using our patented, bio-based binder - a smarter alternative to the phenol/formaldehyde (PF) binder traditionally used in fiberglass products. The bio-based binder holds our product together and gives the product its unique appearance.

All of our products are formaldehyde-free and made from sustainable resources, such as recycled glass and sand. And we're proud to be putting glass bottles back to work rather than into landfills. Our products are made with a minimum of 50% recycled glass—totaling an average of 26 million bottles each month.

with ECOSE®
TECHNOLOGY



TECHNICAL DATA

Property (Unit)	Test	Performance
Corrosiveness	ASTM C665	Does not accelerate corrosion of steel
Corrosion	ASTM C1617	Pass
Maximum Service Temperature	ASTM C411 + ASTM C447	1000° F (538° C)
Water Vapor Permeance	ASTM E96, Procedure A	0.01 perms or less
Water Vapor Sorption (by weight)	ASTM C1104	Less than 5%
Shrinkage	ASTM C356	Negligible
Mold Growth	ASTM C1338	Pass
Surface Burning Characteristics (flame spread/smoke developed)	ASTM E84, UL 723, CAN/ULC S102	UL/ULC Classified FHC 25/50

INDOOR AIR QUALITY

- UL Environment
 - GREENGUARD Certified
 - GREENGUARD Gold Certified
 - Validated to be Formaldehyde-Free
- Does not contain polybrominated diphenyl ethers (PBDE) such as: Penta-BDE, Octa-BDE or Deca-BDE
- EUCEB Certified
- IgCC Section 806.6 compliant

PRODUCT FORMS AND SIZES

- Produced in 3' (914 mm) sections
- For iron pipe ½" – 24" (15 mm – 610 mm) nominal pipe size
- For copper tube ⅝" – 6⅞" (16 mm – 156 mm)
- All insulation inner and outer diameters comply with ASTM C585.

- Wall thicknesses from ½" to 6" (13 mm to 152 mm) in single layer for most sizes
- With or without a white, factory-applied jacket, ASJ+ (all-service jacket) is composed of aluminum foil, reinforced with a glass scrim bonded to a kraft paper interleaving with an outer flim layer leaving no paper exposed.
- A matching ASJ+ butt strip is supplied for each section
- The longitudinal lap of the jacket has the SSL+ self-sealing lap that creates a strong and lasting bond

Packaging

- Four carton sizes for easy ordering, inventory tracking and storage
- Reinforced carton handles for strength and easy lifting
- Bar-coded cartons for accurate shipments and tracking
- Full product range stocked at distributors for fast availability

ASHRAE 90.1-2016 REQUIREMENTS

MINIMUM PIPE INSULATION THICKNESS							
Fluid Operating Temperature Range and Usage	Insulation Conductivity		Nominal Pipe or Tube Size				
	Conductivity Range BTU-in./(hr · ft ² · °F)	Mean Temperature Rating	<1"	1"–<1½"	1½"–<4"	4"–<8"	≥8"
Heating and Hot Water Systems (Steam, Steam Condensate, Hot-Water Heating and Domestic Water Systems) _{a, b, c, d}							
Above 350° F	0.32–0.34	250° F	4½"	5"	5"	5"	5"
251–350° F	0.29–0.31	200° F	3"	4"	4½"	4½"	4½"
201–250° F	0.27–0.30	150° F	2½"	2½"	2½"	3"	3"
141–200° F	0.25–0.29	125° F	1½"	1½"	2"	2"	2"
105–140° F	0.22–0.28	100° F	1"	1"	1½"	1½"	1½"
Cooling Systems (Chilled Water, Brine, Refrigerant) _{a, b, c, d}							
40–60° F	0.21–0.27	75° F	½"	½"	1"	1"	1"
Below 40° F	0.20–0.26	50° F	½"	1"	1"	1"	1½"

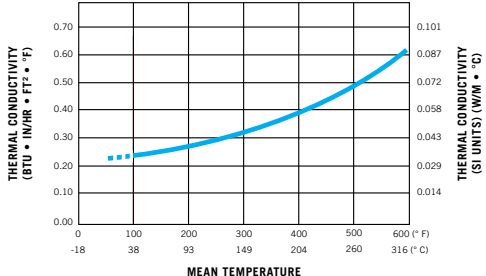
a. For insulation outside the stated conductivity range, the minimum thickness (T) shall be determined as follows: $T=r((1+t/r)^{k/k}-1)$, where T=minimum insulation thickness (in.), r=actual outside radius of pipe (in.), t=insulation thickness listed in this table for applicable fluid temperature and pipe size, K=conductivity of alternate material at mean rating temperature indicated for the applicable fluid temperature {Btu · in.(h · ft² · °F)}; and k=the upper value of the conductivity range listed in this table for the applicable fluid temperature.

b. These thicknesses are based on energy efficiency considerations only.

c. For piping smaller than 1½" and located in partitions within conditioned spaces, reduction of these thicknesses by 1" shall be permitted (before thickness adjustment required in footnote a) but not to thicknesses below 1". These thicknesses are based on energy efficiency considerations only. Issues such as water vapor permeability or surface condensation sometimes require vapor retarders or additional insulation.

d. The table is based on steel pipe. Non-metallic pipes schedule 80 thickness or less shall use the table values. For other non-metallic pipes having thermal resistance greater than that of steel pipe, reduced insulation thicknesses are permitted if documentation is provided showing that the pipe with the proposed insulation has no more heat transfer per foot than a steel pipe of the same size with the insulation thickness shown on the table.

THERMAL CONDUCTIVITY ASTM C335		
Mean Temperature	k	k (SI)
75° F (24° C)	0.23	0.033
100° F (38° C)	0.24	0.035
200° F (93° C)	0.28	0.040
300° F (149° C)	0.34	0.049
400° F (204° C)	0.42	0.061
500° F (260° C)	0.51	0.074
600° F (316° C)	0.62	0.089



PRECAUTIONS

Hot Pipe

- May be installed while the system is in operation, at all temperatures up to 1000° F (538° C).
- Knauf Insulation recommends, for insulation thicknesses greater than 6" (152 mm), the temperature must be increased from 500° F (260° C) to maximum temperature at a rate not exceeding 100° F (37.8° C) per hour.
- During initial heat-up to operating temperatures above 350° F (177° C), a slight odor and some smoke may be given off as a portion of the bonding material used in the insulation begins to undergo a controlled decomposition.
- If natural convection is not adequate in confined areas, forced ventilation should be provided in order to protect against any harmful fumes and vapors that might be generated.
- Care must also be taken when using sealants, solvents or flammable adhesive during installation.
- A maximum of 6" (152 mm) wall thickness is recommended.

Cold Pipe

- Use a continuous vapor retarder on piping operating below ambient temperatures.
- Seal all joints, surfaces, seams and fittings to prevent condensation.
- On below freezing applications, and in high-abuse areas, the ASJ+ jacket shall be protected with a PVC vapor retarding outer jacket. In addition, exposed ends of insulation shall be sealed with vapor barrier mastic installed per the mastic manufacturer's instructions. Vapor seals at butt joints shall be applied at 12' to 21' intervals; at the Engineer's discretion and at each fitting to isolate any water incursion.
- On chilled water systems operating in high humidity conditions, it is recommended that the same guidelines be followed as listed above for below freezing applications.
- Exterior hanger supports are recommended.

Outside Application

- Do not expose pipe insulation to weather. It must be covered with appropriate jacketing, mastic or vapor retardant coatings.
- All exposed surfaces must be protected. Proto® Indoor/Outdoor PVC Jacketing is recommended. See Knauf Insulation Guide Specifications for recommended PVC jacketing application guidelines.
- Apply jacketing, mastics or vapor retardant adhesives per manufacturer's instructions.
- For metallic jackets, factory-applied moisture retarders are recommended.

ASJ+ SSL+

- Keep adhesive and contact surfaces free from dirt and water. Seal immediately once adhesive is exposed.

- Apply when ambient and insulation temperatures are between 20° F and 130° F (-6.7° C and 54° C).
- If stored below 20° F or above 130° F, allow insulation cartons to stand within recommended temperature range for 24 hours prior to application.
- Do not store product below -20° F (-29° C) or above 150° F (66° C).
- When using Knauf Insulation's SSL+ Advanced Closure System, make sure the longitudinal and circumferential joints are properly sealed by rubbing the closure firmly with a squeegee. Use of staples is not recommended.
- When using Earthwool® 1000° pipe insulation, the surface temperature of the ASJ+ facing should not exceed 150° F (66° C).

Fittings and Hangers

- Use Proto 25/50 Rated (ASTM E84) PVC Fitting Covers, applying PVC fittings per Proto's Data Sheet.
- Fittings should be insulated to same thickness as the adjoining insulation.
- Apply fittings per manufacturer's instructions.
- When required by specification, a hard insert of sufficient length should be used to avoid compression of the insulation.

APPLICATION GUIDELINES

Storage

- Protect insulation from water damage or other abuse, welding sparks and open flame.
- Cartons are not designed for outside storage.

Preparation

- Apply only on clean, dry surfaces
- Pipe or vessel should be tested and released before insulation is applied.

General Guidelines

- All sections should be firmly butted.
- Seal circumferential joint with a minimum 3" (76 mm) wide butt strip.
- Jackets, coating and adhesives should have a comparable F.H.C. rating.
- ASJ+ may be painted. As with traditional ASJ, Knauf Insulation does not encourage the painting of ASJ+ because the application of any paint may change the surface burning characteristics and will void the UL Classification and Knauf Insulation Limited Warranty.

Insulation Limited Warranty

- Where painting is necessary, use common water, oil, or solvent-based paints. All paints should be tested for compatibility and adhesion before use.
- All piping should have continuous insulation.
- Position longitudinal lap downward to avoid dirt and moisture infiltration.
- Do not expose pipe insulation to excessive vibration or physical abuse.
- Faced insulation should not have a facing temperature above 150° F (66° C).

SSL+ Installation Instructions:

- To install SSL+, first remove the kraft release liner to expose adhesive.
- Carefully align the jacketing. Starting in the center of the insulation section, begin initial SSL+ tack using pressure in the direction of the overlap. Again, starting in the center of the insulation section, with a plastic squeegee begin to apply firm pressure to the bonded lap area swiping from the center of the insulation section toward each end.
- **Note:** After initial SSL+ adhesive tack, it is critical that the closure is not re-opened and repositioned on the facing. Doing so will delaminate the jacket and adhesive, diminishing the bond strength.

Butt Strip Installation Instructions:

- To install Butt Strips, remove the kraft release liner by

separating the butt strip from the kraft using the convenient, easy release kiss cut.

- Simply wrap the butt strip, centered around the joint, and apply firm pressure with a squeegee.
- **Note:** After initial Butt Strip adhesive tack, it is critical that the closure is not re-opened and repositioned on the facing. Doing so will weaken the adhesive and diminish bond strength.

Recommended Thicknesses (ASHRAE 90.1-2016)

The minimum thicknesses are based on ASHRAE 90.1-2016 standards and do not necessarily represent the Economic Thickness of Insulation or the thickness required for proper condensation control. Rather, they serve as minimum recommendations for commercial applications. For recommended Economic Thickness, install according to Knauf Insulation or NAIMA 3E Plus programs or as specified.


FIBERGLASS AND MOLD

Fiberglass insulation will not sustain mold growth. However, mold can grow on almost any material when it becomes wet and contaminated. Carefully inspect any insulation that has been exposed to water. If it shows any sign of mold it must be discarded. If the material is wet but shows no evidence of mold, it should be dried rapidly and thoroughly. If it shows signs of facing degradation from wetting, it should be replaced.

CERTIFICATIONS



Declare.



Check with your Knauf Insulation Territory Manager to ensure information is current.

The chemical and physical properties of this product represent average values determined in accordance with accepted test methods. The data is subject to normal manufacturing variations. The data is supplied as a technical service and is subject to change without notice. References to numerical flame spread ratings are not intended to reflect hazards presented by these or any other materials under actual fire conditions.

This product is covered by one or more U.S. and/or other patents. See patent www.knaufnorthamerica.com/patents

Visit knaufnorthamerica.com to learn more.

KNAUF INSULATION, INC.

One Knauf Drive
Shelbyville, IN 46176

Technical Support

(317) 398-4434 ext. 8727
info.us@knaufinsulation.com

01-20

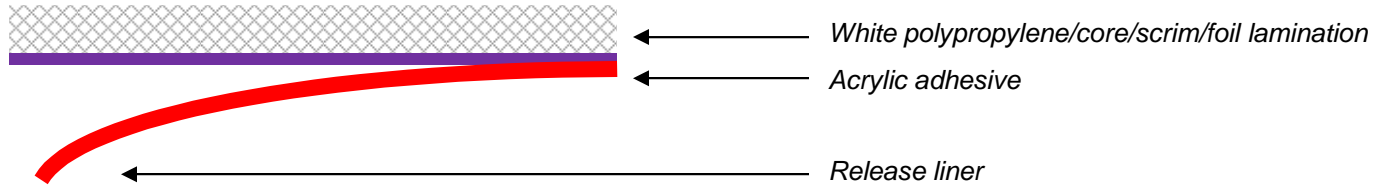
© 2020 Knauf Insulation, Inc.

106FXP

NEXT GENERATION ASJ BUTTSTRIP TAPE

Product 106FXP NEXT GENERATION ASJ is a flexible white polypropylene/core/scrim/foil lamination coated with a cold weather solvent acrylic pressure sensitive adhesive. Specifically designed for use as a vapor seal on NEXT GENERATION ASJ faced duct board and pipe insulation, 106FXP applies easily and excels in demanding temperature and humidity applications, providing superior performance and durability over a wide range of conditions.

Product Construction



Features & Benefits

- UL723 Classified (0/0 Flame/Smoke Rating)
UL file # R10984
- Specifically designed for cold weather conditions
- High performance insulation tape is ideal for use as a vapor seal for on Next Generation ASJ (WMP-ASJ) faced fiberglass duct board and pipe insulation
- High tack acrylic adhesive performs well over a wide temperature range
- In stock product available for immediate delivery

Test	Typical Value	Typical Value (Metric)	Test Method
Product Thickness ^Ω	10.0 mils	0.25 mm	PSTC-133
Peel Adhesion ^Δ	55 oz/in	15.3 N/25 mm	PSTC-101
Shear Adhesion	>24 hrs @ 2.2 psi	>24 hrs @ 15.2 kPa	PSTC-107
Tensile Strength	70 lb/in	333.2 N/25 mm	PSTC-131
Elongation	5%	5%	PSTC-131
Service Temperature	-40 to 240 °F	-40 to 116 °C	

^Ω - excluding liner

^Δ - 20 minute dwell

Typical values are not intended to be used for specification development. Technical data is believed to be true and accurate; Venture Tape recommends that the purchaser test for fitness of use in all applications.

Product Configurations

- 3" and 4" standard width
- Additional roll widths and lengths available, contact Venture Tape for information

Contact Venture Tape today for a complete list of products or a free sample

Toll Free North America 800-343-1076

From United Kingdom 0-800-962-957

From Australia 1-800-122-797

VentureTape®

GTA - NHT, Inc.
Venture Tape
30 Commerce Rd., Rockland, MA 02370
Tel 781-331-5900; Fax 781-871-0065
800-343-1076 (U.S.A.), 800-544-1024 (Canada)
Toll Free Fax 877-264-5490
www.venturetape.com

GTA

TAPES & ADHESIVES
a 3M Company

INDOOR & OUTDOOR WATER-BASED, VAPOR RETARDER COATING

DESCRIPTION

CP-33 is a water-based, vapor retarder coating for insulation on interior, exterior, low temperature, some dual temperature applications (such as chilled water and refrigerated pipe lines), HVAC ducts and low temperature equipment. It is fast drying and forms a tough, flexible dry film which protects insulated surfaces and helps retard the flow of vapor through an insulation system. It has a smooth, creamy consistency that spreads easily and can be applied in a relatively heavy coating or brushed out into a thin, smooth film.

USES

CP-33 can be used on most types of thermal insulations in both cold and dual temperature service. It is used to vapor seal the seams, overlaps and punctures from pins and staples in FSK, ASJ, white paper and polyester vapor retarder facings on insulation boards, duct wrap and pipe covering. It may also be used to seal cut ends of insulation to prevent moisture ingress and fiber release. It is compatible with fiber glass, mineral fiber, cellular glass, polyisocyanurate, polyurethane, polystyrene, phenolic, rubber foam and other insulations.

APPLICATION

CP-33 features easy application by trowel or brush. It may be applied with CHIL-GLAS® #10 Glass Fiber Reinforcing Mesh to increase film strength. See reverse side of product data sheet for application information.

ADVANTAGES

- Water-based for personal and environmental safety.
- Fast-drying contributes to maximum production rates.
- Non-flammable – safe for transport, storage and usage.
- Quick and efficient cleanup of tools and metal with warm water before coating completely dries.
- Outdoor rated and UV resistant.

CERTIFIED

- MAS Certified Green®
- California Dept. of Public Health Standard Method v1.2
- VOC Emissions and Content requirements to contribute to

LEED v4 EQ Credit: Low Emitting Materials – Paints and Coatings

- VOC Content: 49 g/l, less water and exempt solvents
- Collaborative for High Performance Schools EQ 7.1
- Meets NFPA Standard 90A and 90B 25/50 requirements as a closure mastic



COLOR

White

AVERAGE WET WEIGHT (ASTM D1475)

11.9 lbs./U.S. gal. (1.4 kg/liter)

AVERAGE NON-VOLATILE (ASTM D2369)

55% by volume (68.5% by weight)

SERVICE TEMPERATURE RANGE

Temperature to which dry film is subjected.
-20°F to 190°F (-29°C to 88°C)

APPLICATION & STORAGE TEMPERATURE RANGE

40°F to 100°F (4°C to 38°C)

DRYING TIME

Temperature, humidity and film thickness will affect drying time.
To Touch: 3 Hours
Through: 24 Hours

COVERAGE

Varies with substrate and membrane.
4 U.S. gal./100 sq. ft. (1.6 l/m²)

CLEAN UP

Warm, soapy water while coating is still wet.

WATER VAPOR PERMEANCE (TYPICAL AVERAGE)

Tested with reinforcing mesh.

ASTM F1249: 0.15 perms (0.10 metric perms) at 28 – 53 mils (1.1 – 1.27 mm) dry film thickness. Tested at 73°F, 50% RH.

ASTM E96, PROCEDURE A: 0.15 perms (0.10 metric perms) at 50 mils (1.25 mm) dry film thickness.

Meets the permeance requirements of ASTM C755-19, Section 7.2.2 for below ambient vapor retarder coatings when used as a closure mastic in conjunction with ASJ and other vapor retarder membranes.

SURFACE BURNING CHARACTERISTICS (ASTM E84)

Flame Spread: 5

Smoke Developed: 15

Tested as applied in a 4 in. strip at a rate of 25 sq. ft./U.S. gallon to inorganic reinforced cement board.

™ Trademark of H.B. Fuller Construction Products Inc.

Visit us on the web at www.fosterproducts.com

H.B. Fuller Construction Products Inc.

Customer Service
800-832-9002

1105 South Frontenac Street
Aurora, IL 60504

Fax
800-952-2368

To seal seams, overlaps, punctures, penetrations and terminations of vapor retarder membrane jacketing:

CP-33 Vapor Retarder Coating shall be applied with a first tack coat applied at a coverage rate of 2 U.S. gals./100 sq. ft. (0.8 l/m²). While still wet, a layer of CHIL-GLAS® #10 Glass Fiber Reinforcing Mesh shall be embedded, with all seams overlapped a minimum of 2" (5.08 cm). A finish coat at a coverage rate of 2 U.S. gals./100 sq. ft. (0.8 l/m²) shall be applied so that the total wet film thickness is a minimum of 0.064". This will provide a minimum dry film thickness of 0.035".

NOTES TO SPECIFYING ENGINEER

1. CP-33 Vapor Retarder Coating, white, should be specified where white All Service Jacketing (ASJ), or other white coatings/finishes are specified on the adjoining pipe or equipment insulation.
2. CHIL-BYL® CP-76 or CHIL-JOINT® CP-70 Joint Sealant is recommended for use with CP-33 Vapor Retarder Coating. Confirm compatibility of joint sealant with insulation before choosing.
3. Do not use over copper clad wire.
4. All outdoor horizontal surfaces must be sloped at least 1/2 inch per foot to assure water run-off and prevent the ponding of rain water and melting snow or ice.

Application Guide and Suggested Procedures

1. USE OF MATERIAL

DO NOT THIN. Store the product in a warm and dry area. Protect from freezing until dry.

It is essential in applying vapor retarder sealing materials that the recommended film thickness be achieved. Therefore, do not try to spread the vapor retarder coating too thin.

2. THE CONDITION OF THE INSULATION TO BE COATED

Since CP-33 is a vapor retarder, it should never be applied over insulation containing moisture. Dusty or porous substrates should first be primed with CHIL-SEAL® CP-50A MV1, diluted 50% with water for proper bonding. Allow the primer to thoroughly dry before over-coating with CP-33 Vapor Retarder Coating.

3. HINTS FOR SUCCESS

A vapor retarder system is no better than its weakest link. It is extremely important that where the finish terminates at an uninsulated point, the finish of CP-33 Vapor Retarder Coating and glass fiber reinforcing mesh be flashed over the uninsulated section for a minimum of 4" (10.16 cm).

Where there is a possibility of the temperature of the uninsulated section exceeding 190°F (88°C) due to steam-off or other heated application, the vapor sealing at this joint shall be accomplished by using CHIL-BYL® CP-76 Joint Sealant.

The surface of extruded polystyrene and polyisocyanurate board stock may contain water-soluble inks that may bleed through water-based mastics. Test before applying CP-33 Vapor Retarder Coating.

CUSTOMER SERVICE: (800) 832-9002

IMPORTANT: H.B. Fuller Construction Products Inc. warrants that each of its products will be manufactured in accordance with the specifications in effect on the date of manufacture. WE MAKE NO OTHER WARRANTIES AND EXPRESSLY DISCLAIM ANY WARRANTIES OF MERCHANTABILITY OR FITNESS FOR A PARTICULAR PURPOSE. If a product fails to meet this limited warranty, purchaser's sole and exclusive remedy is replacement of the product or, at our option, refund of the purchase price. OUR ACCEPTANCE OF ANY ORDERS FOR THE PRODUCT IS EXPRESSLY CONDITIONAL UPON PURCHASER'S ASSENT TO THE TERMS ON THE APPLICABLE INVOICE.

ADEQUATE TESTS: The information contained herein we believe is correct to the best of our knowledge and tests. The recommendations and suggestions herein are made without guarantee or representation as to results. We recommend that adequate tests be performed by you to determine if this product meets all of your requirements. The warranted shelf life of our products is twelve months from date of shipment to the original purchaser or as otherwise provided on the certificate of analysis.

**For professional use only. Keep out of reach of children.
Consult Safety Data Sheet and container label for further information.**