| KEYNOTE LEGEND | |
|---|---|
| 07.01 | PREFINISHED DOWNSPOUT, MIN 2"× 3" |
| 10.01 | KNOX BOX |

NOTE 1.1 ALIGN WALL AT FISH LAB W/ PREVIOUS WALL LOCATION (WHERE PLUMBING COMES UP FROM SLAB)

## SHEET NOTES

1. ALL DRYWALL JOINTS TO BE TAPED.
2. ALL DRYWALL BELOW FINISHED CEILING TO BE PREPARED FOR PAINTING AS INDICATED ON INTERIOR ELEVATIONS AND FINISH SCHEDULE.
3. CONTRACTOR TO INSTALL WATER RESISTANT GYP BD & FRP AT MOP SINK LOCATIONS. SEE ENLARGED PLANS FOR DETAILS.
4. PORTABLE FIRE EXTINGUISHER PER NFPA- 10 INSTALLED PER PLANS AND SUBJECT TO LOCAL JURISDICTION APPROVAL.
5. FOR FINISH INFORMATION, REF A600
6. FOR FURNITURE, FIXTURE, AND EQUIPMENT INFORMATION, REF 2 / A600.
7. WINDOW SCHEDULE SHOWN ON SHEET A601
8. WINDOW DETAILS SHOWN ON SHEET A501

## PARTITION LEGEND

**DETAIL:**

X - XX

**PLAN:**

LETTER INDICATES PARTITION TYPE REF PLANS AND SHEET A6

NUMBER INDICATES STUD HEIGHT. NO NUMBER INDICATES STUD HEIGHT TO BOTTOM OF ROOF DECK (TYP)

NUMBER INDICATES STUD SIZE AS FOLLOWS:

REFERENCE SIDE

OPPOSITE SIDE

*NUMBERS BEFORE PARTITION TYPE DENOTES FIRE RATING (IN HOURS).

**STUD SIZE:**

| KEY#: | WOOD: |
|---|---|
| 2 | 1 1/2" |
| 4 | 3 1/2" |
| 6 | 5 1/2" |
| 8 | 7 1/4" |
| 10 | 9 1/4" |
| 12 | 11 1/4" |

*REF SPECS FOR STUD GAUGE AND SPACING

NON-RATED WALL

1HR RATED WALL

ACOUSTICAL INSULATION FULL WALL THICKNESS, STC 51

CMU WALL

## PARTITION NOTES

1. CONTRACTOR SHALL BE RESPONSIBLE TO COORDINATE BETWEEN PARTITION TYPES AND INTERFACE BETWEEN WALL TYPES, CEILING TYPES, AND SOFFIT CONDITIONS.
2. GRAPHICAL OMISSIONS OF MODIFIERS SHALL NOT BE CONSTRUED AS AN ERROR, NO DRAWING IS PERFECT. ANY SUCH GRAPHICAL OMISSIONS SHALL NOT RELIEVE THE CONTRACTOR OF RESPONSIBILITY TO PROVIDE THE INTENDED SCOPE OF WORK, NOR SHALL IT SERVE AS BASIS FOR A CHANGE ORDER. CONTRACTOR SHALL STUDY PLANS AND SECTIONS THOROUGHLY PRIOR TO PERFORMING WORK.
3. STUDS CONTINUE TO DECK UNO.
4. 5/8" THICK GYPSUM BOARD TYPICAL FOR WALLS AND CEILINGS.
5. FULL HGT. PARTITIONS - GYP BD TO EXTEND TO UNDERSIDE OF STRUCTURE, UNLESS OTHERWISE INDICATED.
6. REF PARTITION KEY SYMBOL FOR STUD WIDTHS.
7. WHERE NO CEILING IS INDICATED, CONTINUE FINISH TO FULL HEIGHT OF PARTITION. MAINTAIN CLEARANCE BELOW STRUCTURE PER DEFLECTION TRACK DETAILS.
8. PROVIDE TILE CEMENT BACKER BOARD AT ALL WALL TILE LOCATIONS OVER METAL STUDS - REFER TO ELEVATIONS AND FINISH SCHEDULE
9. COORDINATE DOOR JAMB THROAT DIMENSION WITH PARTITION TYPES AND RELATED DETAILS.
10. REFER TO SPECIFICATIONS FOR FINISH LEVEL & PERFORMANCE REQUIREMENTS.
11. REFER TO SHEET A510 FOR FINISH INFORMATION.

## PARTITION TYPES

OPPOSITE SIDE — REFERENCE SIDE

1/2"

STUD — FOR FURRING ATTACHMENT,

GYP BOARD

FACE OF WALL

UNRATED TYP - IF RATED WALL IS REQUIRED, RATE AS SHOWN ON PLAN, PER UL #V497

F

RESTROOM SIDE

GYP BOARD

MOISTURE RESISTANT GYP BOARD

STUD

B

GYP BOARD

STUD

UNRATED TYP - IF RATED WALL IS REQUIRED, RATE AS SHOWN ON PLAN, PER UL #U465

A

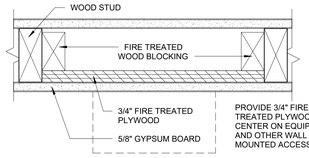


5 **BLOCKING DETAIL**
3" = 1'-0"

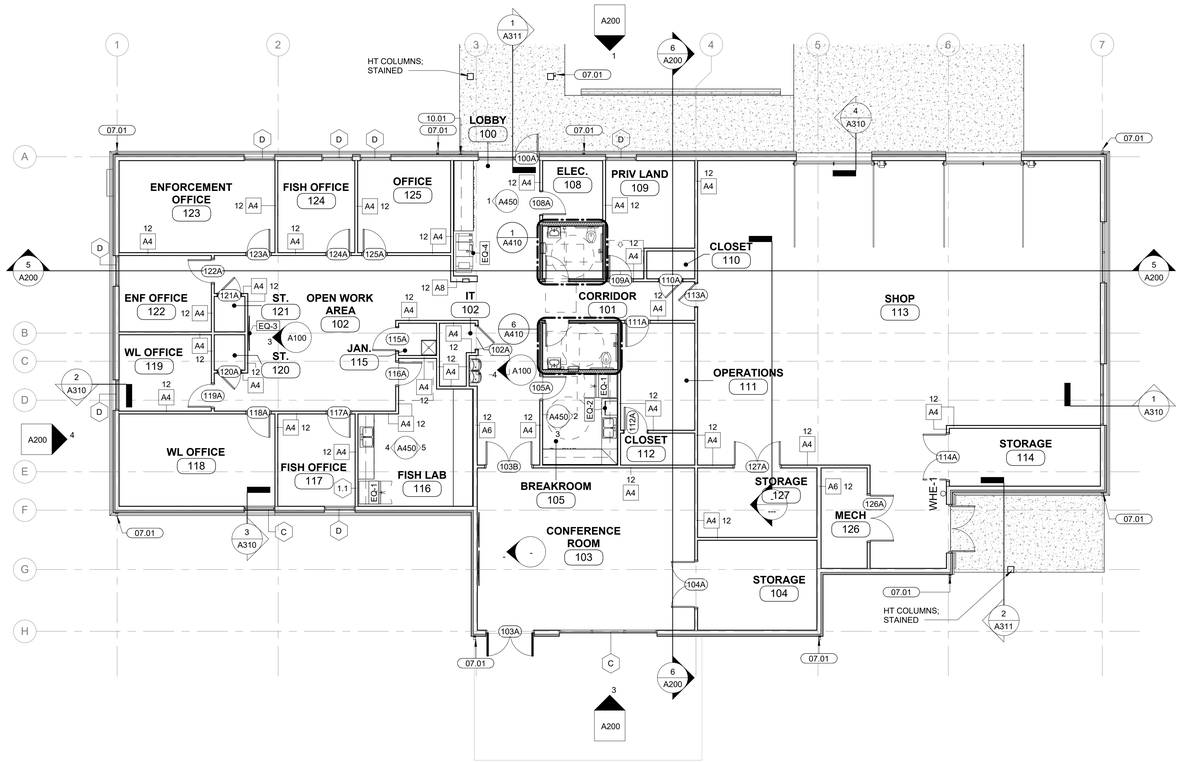


2 **FLOOR PLAN - NOTED**
1/8" = 1'-0"

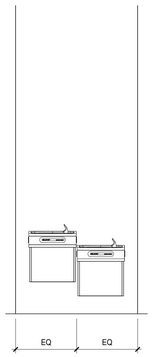


4 **INTERIOR ELEVATION**
1/2" = 1'-0"

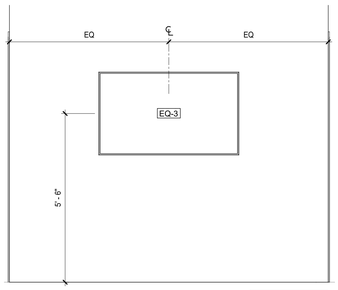


FOR BLOCKING, REF 5 / A100

3 **INTERIOR ELEVATION**
1/2" = 1'-0"

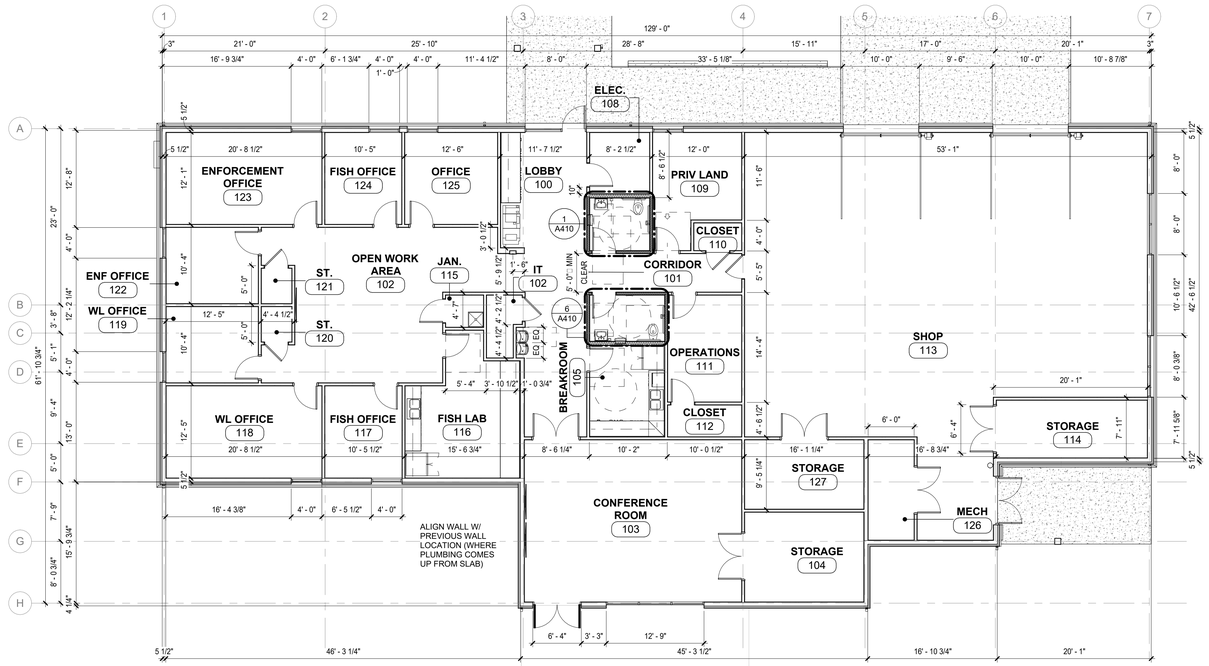


1 **FLOOR PLAN - DIMENSION**
1/8" = 1'-0"

WDD ARCHITECTS

REGISTERED ARCHITECTS WITTENBERG DELONY & DAVIDSON, INC. ARKANSAS

PROJECT TITLE

ARKANSAS GAME AND FISH COMMISSION

JONESBORO FIELD OFFICE RECONSTRUCTION

600 EAST LAWSON RD
JONESBORO, AR 72404

CONTENTS

FLOOR PLANS

REVISIONS

| NO. | DATE | DESCRIPTION |
|---|---|---|

25-065
JOB. NO.

07.30.2026
DATE

CD SET

ISSUE

SHEET

A100