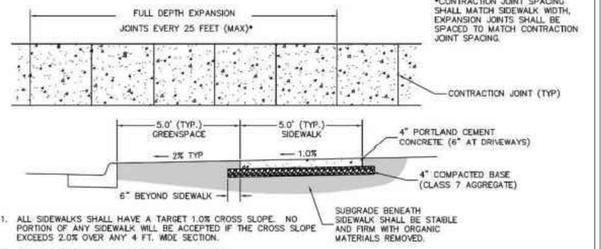

1. ALL SIDEWALKS SHALL HAVE A TARGET 1.0% CROSS SLOPE. NO PORTION OF ANY SIDEWALK WILL BE ACCEPTED IF THE CROSS SLOPE EXCEEDS 2.0% OVER ANY 4 FT. WIDE SECTION.
2. ALL SIDEWALKS SHALL RECEIVE A BROOM FINISH.
3. ALL SIDEWALK EDGES SHALL HAVE A ½" RADIUS EDGE.
4. ALL CONCRETE SHALL BE CLASS B (3500 PSI, 4–7% AIR ENTRAINED). CONCRETE MAY NOT BE PLACED IF A FALLING AIR TEMPERATURE FALLS BELOW 40° F NOR RESUMED UNTIL AN ASCENDING AIR TEMPERATURE RISES ABOVE 35° F WITHOUT SPECIFIC AUTHORITY FROM THE CITY REPRESENTATIVE. ALL CONCRETE MATERIALS, HANDLING, PLACING, JOINTING, SAMPLING, FINISHING AND CURING SHALL BE PER CITY STANDARD SPECIFICATIONS.
5. EXPANSION JOINTS SHALL BE A MINIMUM OF ½" AND EXTEND THE FULL DEPTH OF THE CONCRETE. EXPANSION JOINT MATERIAL SHALL MEET AASHTO M213 FOR AN ASPHALTIC FIBER EXPANSION JOINT MATERIAL AND BE INSTALLED WITH A ZIP STRIP WHICH IS REMOVED AFTER THE CONCRETE HAS CURED AND SEALED WITH A MASTIC SEALER.
6. CONTRACTION JOINTS SHALL BE PLACED AT 5 FOOT INTERVALS.*
7. WHEN PLACING SIDEWALK AGAINST AN EXISTING CONCRETE STRUCTURE WHERE IT IS DESIRABLE THAT THE SIDEWALK REMAIN FLUSH, THE SIDEWALK SHALL BE DOWELED INTO THE STRUCTURE.
8. ALL SIDEWALK BASE SHALL BE PLACED ON FIRM, STABLE SUBGRADE.
9. CITY SHALL INSPECT ALL SIDEWALKS IN PUBLIC RIGHT OF WAY PRIOR TO CONCRETE PLACEMENT. PROVIDE 24 HOURS NOTICE PRIOR TO PLACEMENT.
10. CONTACT CITY FOR ACTUAL GREENSPACE AND SIDEWALK WIDTHS REQUIRED PRIOR TO BEGINNING OF CONSTRUCTION. SIDEWALK AND GREENSPACE WIDTH MAY BE VARIED TO MATCH EXISTING FEATURES IF APPROVED BY THE PLANNING STAFF.

CONNECTION TO CONCRETE STRUCTURES

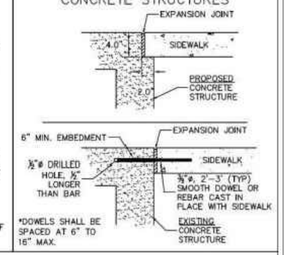

*DOWELS SHALL BE SPACED AT 6" TO 16" MAX.

CITY OF ROGERS
301 WEST CHESTNUT STREET
ROGERS, ARKANSAS 72756
(479) 621-1186

TYPICAL SIDEWALK DETAILS

NOT TO SCALE — SEPTEMBER 23, 2016

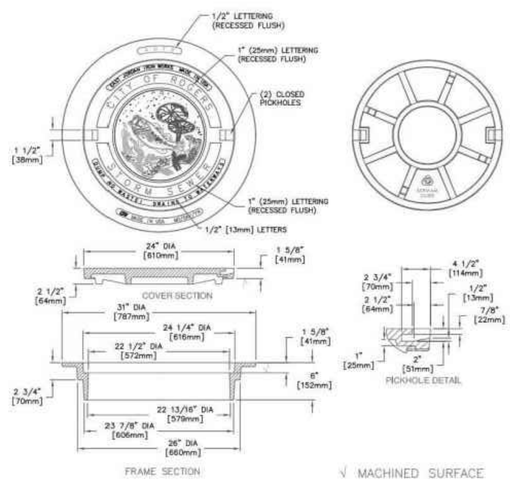

1. SHALL BE USED ON ALL STORM SEWER MANHOLE COVERS.
2. ALL COVERS SHALL BE RATED HEAVY DUTY.
3. EAST JORDAN IRON WORKS PRODUCT 2750 ASSEMBLY SHOWN, AN APPROVED EQUAL MAY ALSO BE USED.

CITY OF ROGERS
301 WEST CHESTNUT STREET
ROGERS, ARKANSAS 72756
(479) 621-1186

RING AND COVER DETAIL

NOT TO SCALE — FEBRUARY 15, 2012

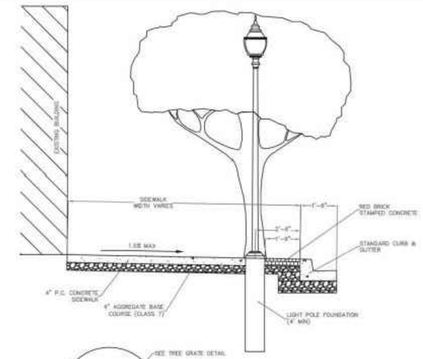

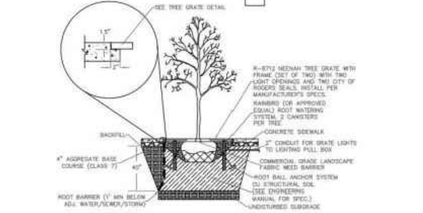

NOTES:
1) ROOT BARRIER REQUIRED WHERE WATER/SEWER/STORM LINE IS WITHIN 5' OF TREE PLANTER.
2) REMOVE BURLAP AND ROPE FROM TOP ⅔ OF BALL DURING INSTALLATION.
3) EACH TREE WELL SHALL RECEIVE AN AREA OF 5'x15' OF U1 STRUCTURAL SOIL (SEE ENGINEERING MANUAL FOR SPECIFICATION).

CITY OF ROGERS
301 WEST CHESTNUT STREET
ROGERS, ARKANSAS 72756
(479) 621-1186

TREE WELL PLANTING DETAIL

NOT TO SCALE — PAGE 2 OF 2 — April 10, 2024

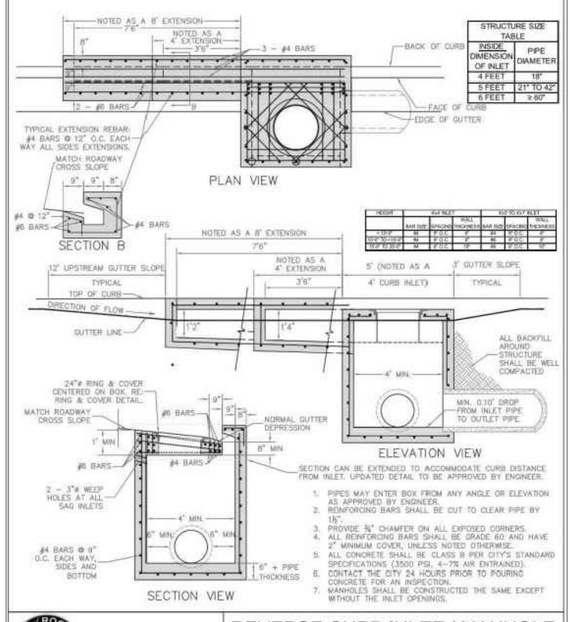

STRUCTURE SIZE TABLE	
INSIDE DIMENSION OF INLET	PIPE DIAMETER
4 FEET	18"
5 FEET	21" TO 42"
6 FEET	ø 60"

HEIGHT	4'x4' INLET			5'x5' HEAVY INLET		
	BAR SIZE	SPACING	WALL THICKNESS	BAR SIZE	SPACING	WALL THICKNESS
>16'-0"	#4	4"@12"	8"	#4	4"@12"	8"
10'-0"-16'-0"	#4	4"@12"	8"	#4	4"@12"	8"
10'-0" to 8'-0"	#4	4"@12"	8"	#4	4"@12"	8"

1. PIPES MAY ENTER BOX FROM ANY ANGLE OR ELEVATION AS APPROVED BY ENGINEER.
2. REINFORCING BARS SHALL BE CUT TO CLEAR PIPE BY 1½".
3. PROVIDE ¾" CHAMFER ON ALL EXPOSED CORNERS.
4. ALL REINFORCING BARS SHALL BE GRADE 60 AND HAVE 2" MINIMUM COVER, UNLESS NOTED OTHERWISE.
5. ALL CONCRETE SHALL BE CLASS B PER CITY'S STANDARD SPECIFICATIONS (3500 PSI, 4–7% AIR ENTRAINED). CONTACT THE CITY 24 HOURS PRIOR TO POURING CONCRETE FOR AN INSPECTION.
6. MANHOLES SHALL BE CONSTRUCTED THE SAME EXCEPT WITHOUT THE INLET OPENINGS.
7.

CITY OF ROGERS
301 WEST CHESTNUT STREET
ROGERS, ARKANSAS 72756
(479) 621-1186

REVERSE CURB INLET / MANHOLE DETAIL

NOT TO SCALE — February 6, 2024

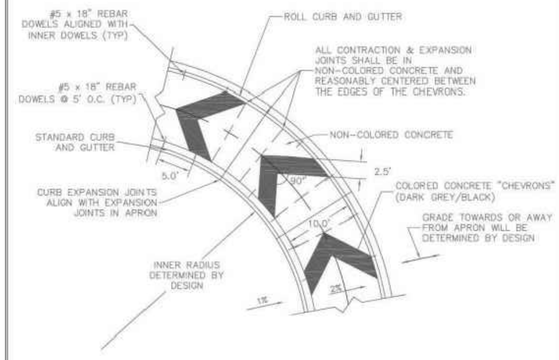

NOTES:
1) APPLY CONCRETE SEALER TO TRUCK APRON TO OFFER ADDITIONAL PROTECTION FROM TIRE MARKS AND DAMAGE.
2) EXPANSION JOINTS SHALL BE LOCATED AT A MINIMUM OF QUARTER POINTS AROUND THE TRUCK APRON CIRCLE.
3) EXPANSION JOINTS FOR INNER AND OUTER CURBS SHALL BE ALIGNED WITH EACH OTHER AND WITH ANY TRUCK APRON EXPANSION JOINTS.
4) EXPANSION JOINTS SHALL BE A MINIMUM OF ½" AND EXTEND THE FULL DEPTH OF THE CONCRETE. EXPANSION JOINT MATERIAL SHALL MEET AASHTO M213 FOR AN ASPHALTIC FIBER EXPANSION JOINT MATERIAL AND INSTALLED WITH A ZIP STRIP WHICH IS REMOVED AFTER THE CONCRETE HAS CURED AND SEALED WITH A MASTIC SEALER.
5) CONTRACTION JOINTS TO BE PLACED IN CONCRETE SO THAT NO SLAB DIMENSION IS MORE THAN 15'.
6) ALL CONCRETE FOR SHALL BE CLASS B CONCRETE (3500 PSI, 4–7% AIR ENTRAINED). CONCRETE MAY NOT BE PLACED IF A FALLING AIR TEMPERATURE FALLS BELOW 40° F NOR RESUMED UNTIL AN ASCENDING AIR TEMPERATURE RISES ABOVE 35° F WITHOUT SPECIFIC AUTHORITY FROM THE CITY REPRESENTATIVE. ALL CONCRETE MATERIALS, HANDLING, PLACING, JOINTING, SAMPLING, FINISHING, AND CURING SHALL BE PER CITY STANDARD SPECIFICATIONS.
7) DRIVEWAY APRON AND MODIFIED CURB SHALL BE PLACED MONOLITHICALLY.
8) REFER TO APPROVED PLANS FOR ACTUAL APRON AND GREENSPACE WIDTHS OR CONTACT CITY.

CITY OF ROGERS
301 WEST CHESTNUT STREET
ROGERS, ARKANSAS 72756
(479) 621-1186

ROUNDABOUT APRON DETAIL

NOT TO SCALE — DECEMBER 1, 2023

ENGINEER: GB
DRAWN BY: MW

STATE OF ARKANSAS
REGISTERED PROFESSIONAL ENGINEER
No. 9810
JEFFREY H. BATES
02-19-2026

CERTIFICATE OF AUTHORITY
BATES & ASSOCIATES, INC.
#335
ARKANSAS ENGINEER

Copyright © 2023 Bates & Associates, Inc.

REVISIONS	DATE
SKETCH PLAN FOR REVIEW	11/06/25
1ST SUBMITTAL	11/26/25
2ND SUBMITTAL	01/14/26
3RD SUBMITTAL	01/28/26
ADDED ROOF DRAIN	02/05/26
PLOTTED CONSTRUCTION PLAN	02/05/26
UPDATES TO TITLE BLOCK	02/18/26
ADDED NOTE REGARDING IRRIGATION	02/19/26

MANA HEALTH BUILDING ADDITION
SDP / PIP
SITE DETAILS
ROGERS, ARKANSAS

BATES
Engineers - Surveyors
7230 S Pleasant Ridge Dr / Fayetteville, AR 72704
PH: (479) 442-9350 / batesnwa.com

PROJECT NO. 16-260

DRAWING NO.
DT5