

MERCY NWA HOSPITAL

ROGERS 7TH FLOOR ICU

2710 RIFE MEDICAL LANE, ROGERS, AR 72758

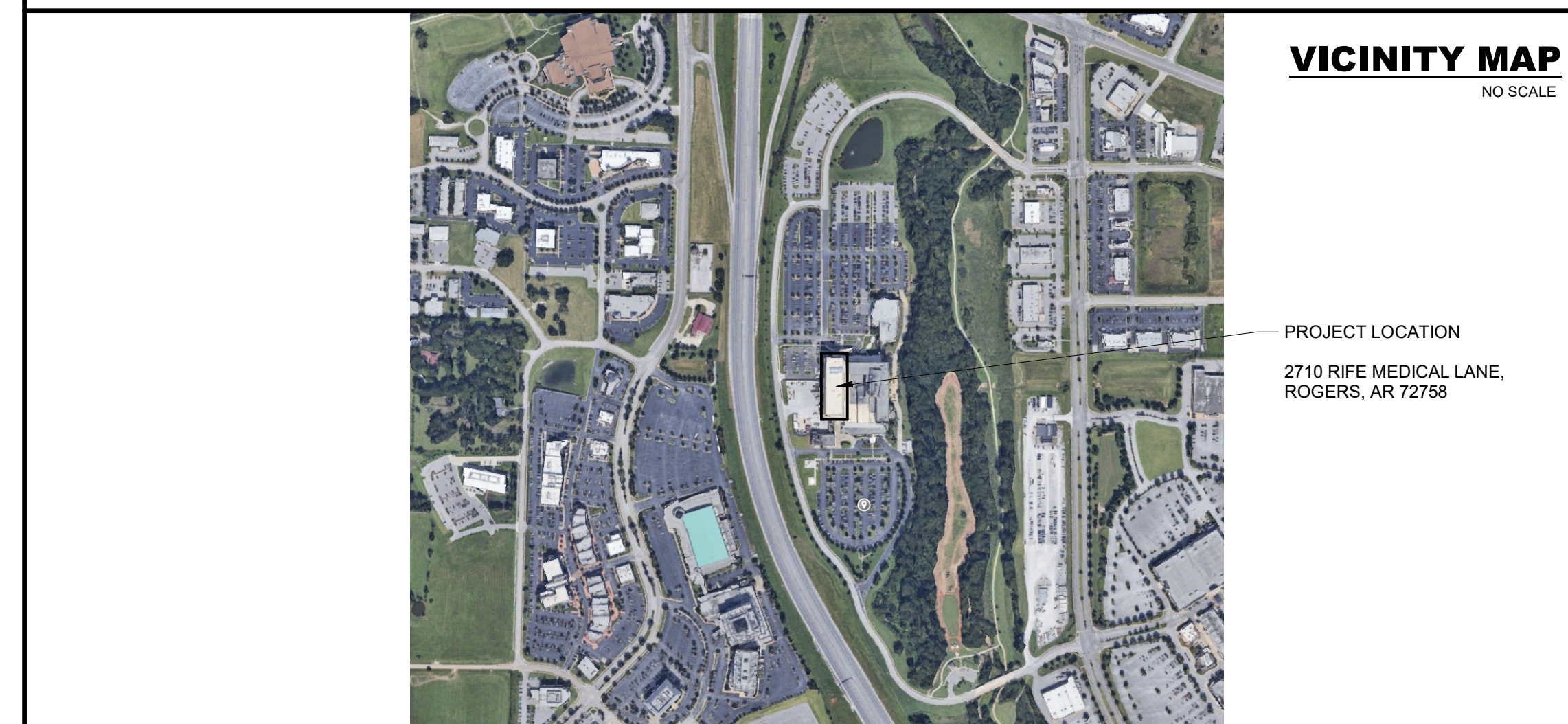
DESIGN DEVELOPMENT

No.	Date	Desc.
1		
2		
3		
4		
5		
6		

GENERAL NOTES

- DRAWINGS AND SPECIFICATIONS ARE THE PROPERTY OF THE ARCHITECT AND MAY NOT BE REUSED OR REPRODUCED IN ANY MANNER WITHOUT EXPRESSED WRITTEN CONSENT.
- THE GENERAL CONTRACTOR SHALL INVESTIGATE ALL FIELD CONDITIONS RELEVANT TO THE PROJECT INCLUDING BUT NOT LIMITED TO DIMENSIONS, ELEVATIONS, GENERAL CONDITIONS, PROPERTY LINES, EASEMENTS, AND OTHER MISCELLANEOUS EXISTING CONDITIONS AND SHALL PROMPTLY NOTIFY THE ARCHITECT TO ANY WHICH DO NOT AGREE WITH THOSE SHOWN ON THE DRAWINGS.
- THE GENERAL CONTRACTOR SHALL ALSO VERIFY THE COORDINATION OF DIMENSIONS AND THE LOCATION OF THE VARIOUS TRADE WORK, SUBCONTRACTORS AND SEPARATE CONTRACTS AND REPORT ANY CONFLICTS TO THE ARCHITECT IMMEDIATELY.
- ALL DIMENSIONS ARE TO FACE OF MASONRY, FACE OF STUD OR CENTERLINE OF COLUMNS UNLESS OTHERWISE NOTED.
- REPAIR DAMAGE TO EXISTING BUILDINGS, CEILING, PAVING, WALKS AND PLANTING AREAS INCURRED DURING CONSTRUCTION. PATCH ALL FLOOR AREAS, WALLS, AND CEILING ALTERED DURING CONSTRUCTION AS REQUIRED TO MATCH EXISTING WHERE OR NOT INDICATED BY THE DRAWINGS.
- ALL WORK SHALL BE COMPLETED AS PER THE FOLLOWING CODES: SEE LIFE SAFETY PLAN SHEET LS-01.

DRAWING SYMBOLS



MATERIAL SYMBOLS

- EARTH
- GRANULAR FILL
- CONCRETE
- CONCRETE MASONRY
- FACE BRICK
- LVC FILL
- CUT STONE
- STEEL
- CONT WD FRAMING
- WOOD BLOCKING
- FINISH WOOD
- PLYWOOD
- RIGID OR TAPERED INSULATION, EIFS
- BATT INSULATION
- GLASS
- ASPHALT
- GYPSUM BOARD

SHEET INDEX

GENERAL	
TS	TITLE SHEET
ACC.1	ADA ACCESSIBILITY STANDARDS
ACC.2	ADA ACCESSIBILITY STANDARDS
LS-01	7TH FLOOR LIFE SAFETY PLAN
ARCHITECTURAL	
D1.1	7TH FLOOR OVERALL DEMO PLAN
D1.1A	7TH FLOOR PLAN - DEMO - AREA A
D1.1B	7TH FLOOR PLAN - DEMO - AREA B
D1.2	7TH FLOOR OVERALL DEMO REFLECTED CEILING PLAN
D1.2A	7TH FLOOR REFLECTED CEILING PLAN - DEMO - AREA A
D1.2B	7TH FLOOR REFLECTED CEILING PLAN - DEMO - AREA B
PARTITION TYPES	
A0.1	GENERAL PARTITION TYPES
A1.1	7TH FLOOR OVERALL FLOOR PLAN - DIMENSIONS
A1.1A	7TH FLOOR PLAN - DIMENSIONS - AREA A
A1.1B	7TH FLOOR PLAN - DIMENSIONS - AREA B
A1.2	7TH FLOOR OVERALL FLOOR PLAN - ANNOTATIONS
A1.2A	7TH FLOOR PLAN - ANNOTATIONS - AREA A
A1.2B	7TH FLOOR PLAN - ANNOTATIONS - AREA B
A6.1	DOOR & WINDOW INFORMATION
A6.2	DOOR & WINDOW INFORMATION
A7.1	INTERIOR ELEVATIONS
A9.1	7TH FLOOR OVERALL REFLECTED CEILING PLAN
A9.1A	7TH FLOOR REFLECTED CEILING PLAN - AREA A
A9.1B	7TH FLOOR REFLECTED CEILING PLAN - AREA B
A10.1	7TH FLOOR OVERALL FINISH & WALL PROTECTION PLAN
A10.1A	7TH FLOOR FINISH & WALL PROTECTION PLAN - AREA A
A10.1B	7TH FLOOR FINISH & WALL PROTECTION PLAN - AREA B
A11.1	7TH FLOOR OVERALL EQUIPMENT PLAN
A11.1A	7TH FLOOR EQUIPMENT PLAN - AREA A
A11.1B	7TH FLOOR EQUIPMENT PLAN - AREA B

ABBREVIATIONS

±	plus or minus	CONC	concrete	FF	finish floor	JAN	janitor	PL	plate/plastic/property line	STD	standard
AC	air conditioning	CONF	conference	FG	finish grade	JT	joint	PLB	plumbing	STL	steel
ACU	acoustical	CONST	construction	FIN	finish	JST	joint	PLYWD	plywood	STOR	storage
ACC	air cooled	CONT	continuous	FL	floor line	LAM	laminated	PR	pair	STRUC	structural
ADJ	adjustable	CORR	corridor	FLDG	folding	LAV	lavatory	PT	prefinished	SUSP	suspended
AF	above finish	CPT	carpet	FLR	floor	LDR	ladder	PT (PROJ)	project/projected	T	tread
ALT	alternate	CRS	course	FLUR	fluorescent	LF	lineal feet	PTD	pressure treated	T&G	top & groove
ALUM	aluminum	CT	ceramic tile	FRP	fiberglass reinforced plastic	LVC	low volume change	QT	quarry tile	TB	backboard
ANOD	anodized	DBL	double	FRT	fire retardant	MAS	masonry	R	riser	TEL	telephone
APPROX	approximate	DF	drinking fountain	FS	foot scraper	MATL	material	RAC(R)	radius	TO	toilet
ARCH	architect	DAI	diameter	FT	foot	MAX	maximum	RAG	return air grille	TOC	top of curb
@	at	DIM	dimension	FTG	furring	MECH	mechanical	RD	roof drain	TPH	toilet paper holder
		DN	down	FURR	furnace	MEMB	membrane	REF	refer/reference	TV	television
		DO	ditto	FURN	furnish	MANUF	manufacturer	REFRIG	refrigerator	TW	top of wall
BD	board	DR	door	FV	field verify	MH	manhole	REINF	reinforcing	TYP	typical
BLDG	building	DS	downspout	GA	gas	MIR	mirror	REQD	required	UCL	under cabinet light
BLK	block/blocking	DTL	detail	GA	gas	MISC	miscellaneous	RESL	resilient	UCL	unless noted otherwise
BM	benchmark	DWG	drawing	GALV	galvanized	MO	masonry opening	RM	room	VERT	vertical
BMRK	benchmark	E	east	GB	grab bar	MTL	metal	RO	rough opening	VEST	vestibule
BRG	back of curb	EA	each	GC	general contractor	MLL	mullion	ROW	right of way	VIF	verify in field
BRK	brick	EC	electrical contractor	GL	glass/glazing	MLL	mullion	RVS	rigid vinyl sheet	VWC	vinyl wall covering
BRZ	bronze	EG	existing grade	GRD	grade	N	not applicable	S	south	W	west
BS	both sides	EIFS	exterior insulation finish system	GYP	gypsum	NA	not applicable	SAN	sanitary	W/O	with out
BTM	bottom	EJ	expansion joint	HB	hose bib	NIC	not in contract	SAT	suspended acoustical tile	W/	with
BTM	bottom	ELEC	electrical	HDWR	hardware	NIC	not in contract	RESL	resilient	W/O	with out
BUR	burled	ELEV	elevation/elevator	HMR	hollow metal	NOM	nominal	SB	splash block	WCU	water closet
BTM	bottom	EQUIP	equipment	HM	hollow metal	NTS	not to scale	SECT	section	WCD	wood
BTM	bottom	ETR	existing to remain	HRZ	horizontal	OA	overall	SF	square feet	WD	wood
BTM	bottom	EXP	each way	HPDL	high pressure decorative laminate	OC	on center	SHT	sheet	W/D	waterproof
BTM	bottom	EXP	exposed	HT	height	OD	outside diameter	SHWR	shower	WN	window
BTM	bottom	EXP	exposed	HVAC	heating, ventilating & air conditioning	OFF	office	SIM	similar	WNDR	waterproof
BTM	bottom	EXT	exterior	HW	hot water	OPNG	opening	SND	sanitary napkin dispenser	WNSCT	waterscot
BTM	bottom	FD	floor drain	ID	inside diameter	OPNG	opening	SPCS	specifications	WT	weight
BTM	bottom	FEN	foundation	IN"	inch	OPNG	opening	SQ	square	WWF	welded wire fabric
BTM	bottom	FE	fire extinguisher	INSUL	insulation	OPNG	opening	SRT	studded rubber tile	YD	yard
BTM	bottom	FEC	fire extinguisher cabinet	INT	interior	OPNG	opening	SS	stainless steel		

FOR MEDICAL FACILITIES ONLY

CS	central sterile	CT	computed tomography	ERU	emergency room	ICU	intensive care unit	LDRP	labor-delivery-recovery-post partum	LTC	long term care	MRI	magnetic resonance imaging	MICU	medical intensive care unit	OP	operating room	OT	occupational therapy	PACU	post anesthetic care unit	PT	physical therapy	RT	respiratory therapy	SICU	surgical intensive care unit
----	-----------------	----	---------------------	-----	----------------	-----	---------------------	------	-------------------------------------	-----	----------------	-----	----------------------------	------	-----------------------------	----	----------------	----	----------------------	------	---------------------------	----	------------------	----	---------------------	------	------------------------------

PROGRESS DRAWING
9/29/2024 7:30:13 PM
NOT FOR CONSTRUCTION

Mercy Project No.: 2040-821203
Date: 09/30/2024
Scale: 1/2" = 1'-0"

MERCY NWA HOSPITAL
Building No.: 1388
ROGERS 7TH FLOOR ICU
2710 RIFE MEDICAL LANE, ROGERS, AR 72758
TITLE SHEET



Sheet No: **TS**

SELECTED DETAILS FROM ADA/ABA ACCESSIBILITY STANDARDS

DETAILS ARE TAKEN FROM THE 2010/2015 STANDARDS

NOTE: AN ACCESSIBLE ROUTE MUST BE PROVIDED TO PROFESSIONAL OFFICES OF HEALTH CARE PROVIDERS REGARDLESS OF NUMBER OF STORIES OR FLOOR AREA

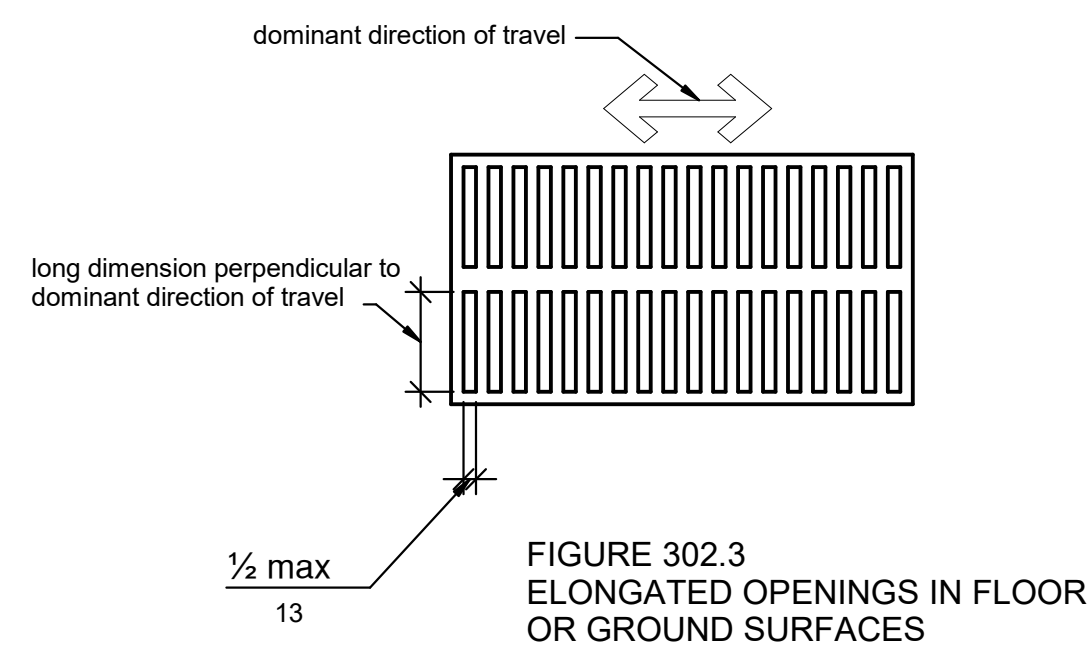


FIGURE 302.3 ELONGATED OPENINGS IN FLOOR OR GROUND SURFACES

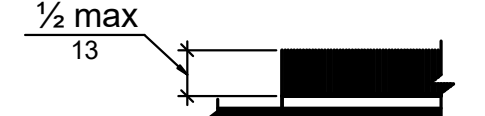


FIGURE 302.2 CARPET PILE HEIGHT

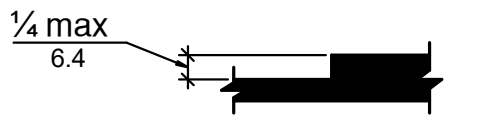


FIGURE 303.2 VERTICAL CHANGE IN LEVEL

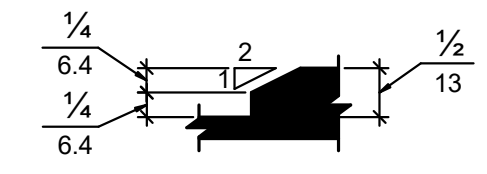


FIGURE 303.3 BEVELED CHANGE IN LEVEL AND THRESHOLDS

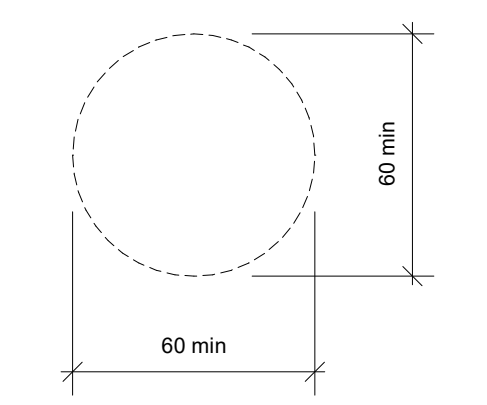


FIGURE 304.3.2 T-SHAPED TURNING SPACE

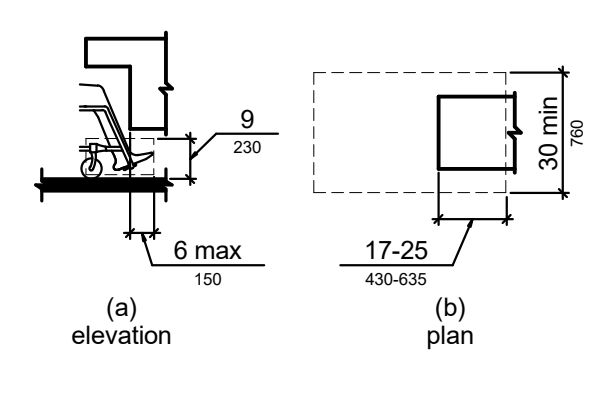


FIGURE 306.2 TOE CLEARANCE

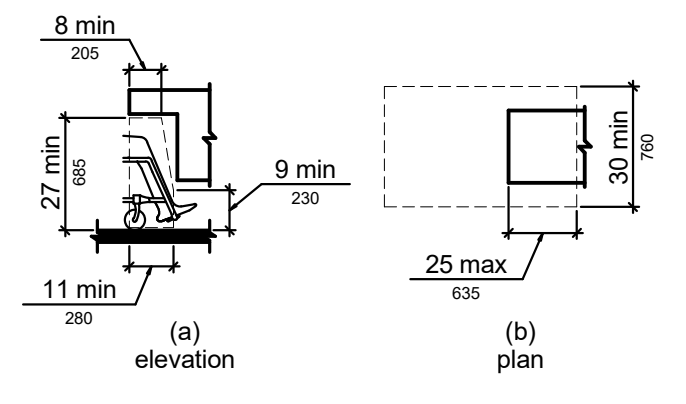


FIGURE 306.3 KNEE CLEARANCE

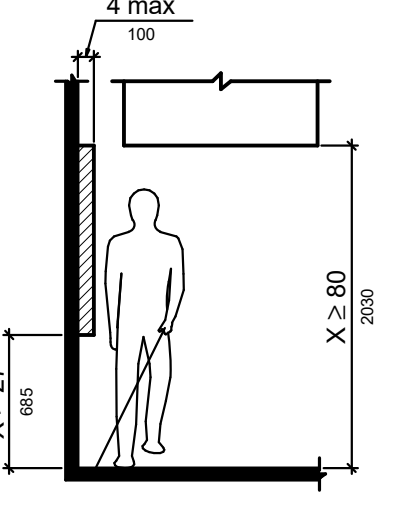


FIGURE 307.2 LIMITS OF PROTRUDING OBJECTS

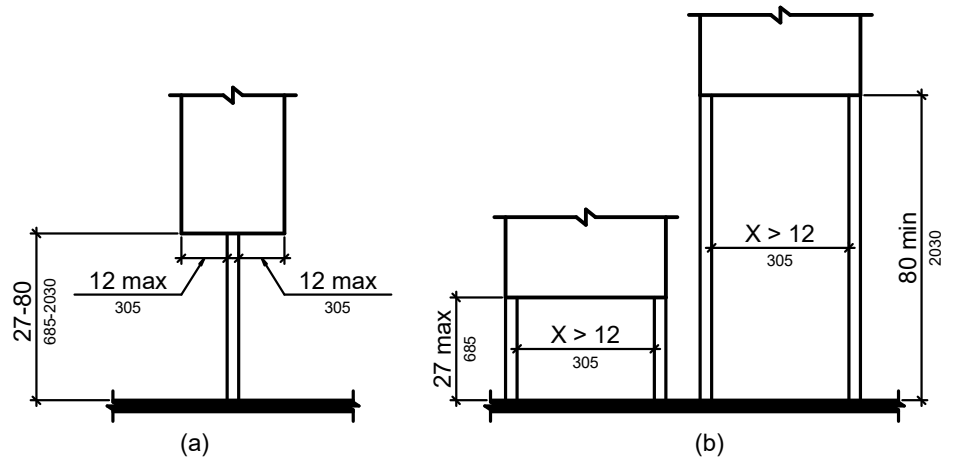


FIGURE 307.3 POST-MOUNTED PROTRUDING OBJECTS

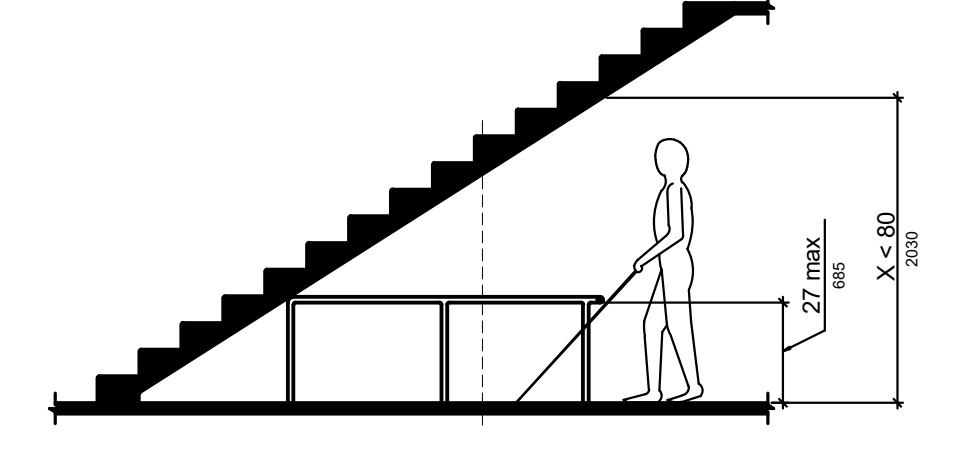


FIGURE 307.4 VERTICAL CLEARANCE

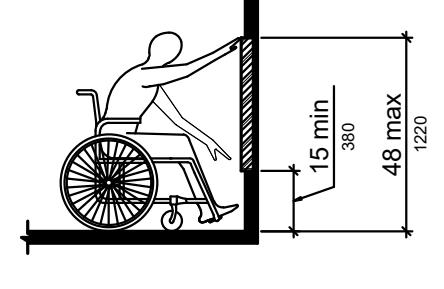


FIGURE 308.2.1 UNOBSTRUCTED FORWARD REACH

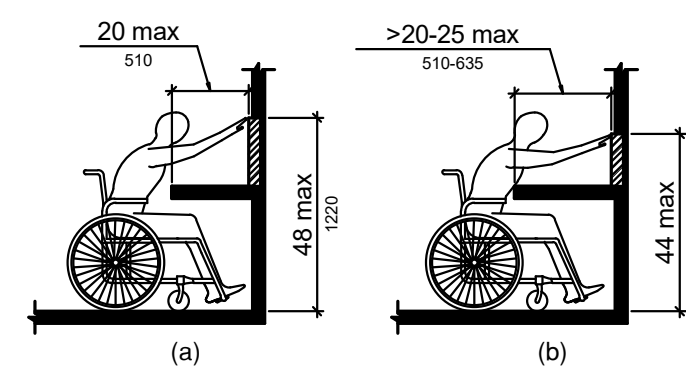


FIGURE 308.2.2 UNOBSTRUCTED HIGH FORWARD REACH

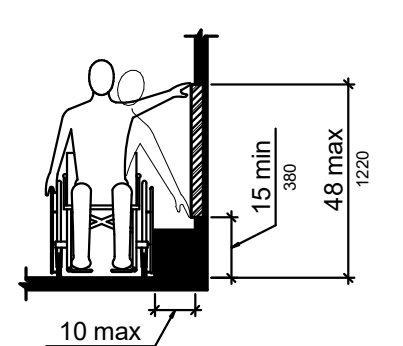


FIGURE 308.3.1 UNOBSTRUCTED SIDE REACH

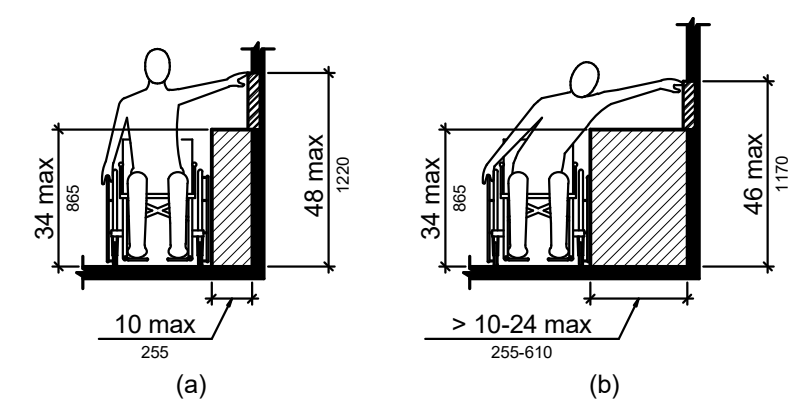


FIGURE 308.3.2 UNOBSTRUCTED HIGH SIDE REACH

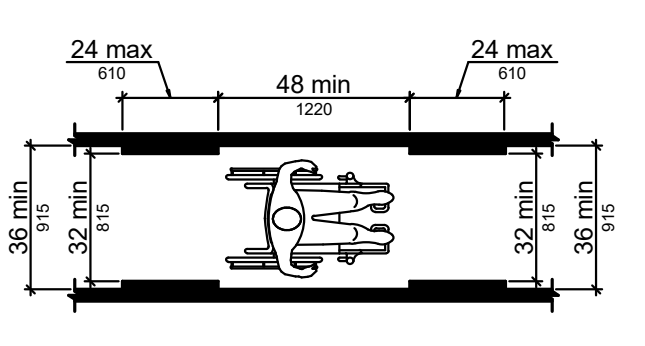


FIGURE 403.5.1 CLEAR WIDTH OF AN ACCESSIBLE ROUTE

NOTE: AVOID SIDE REACH TO ELEMENTS IN CORNERS

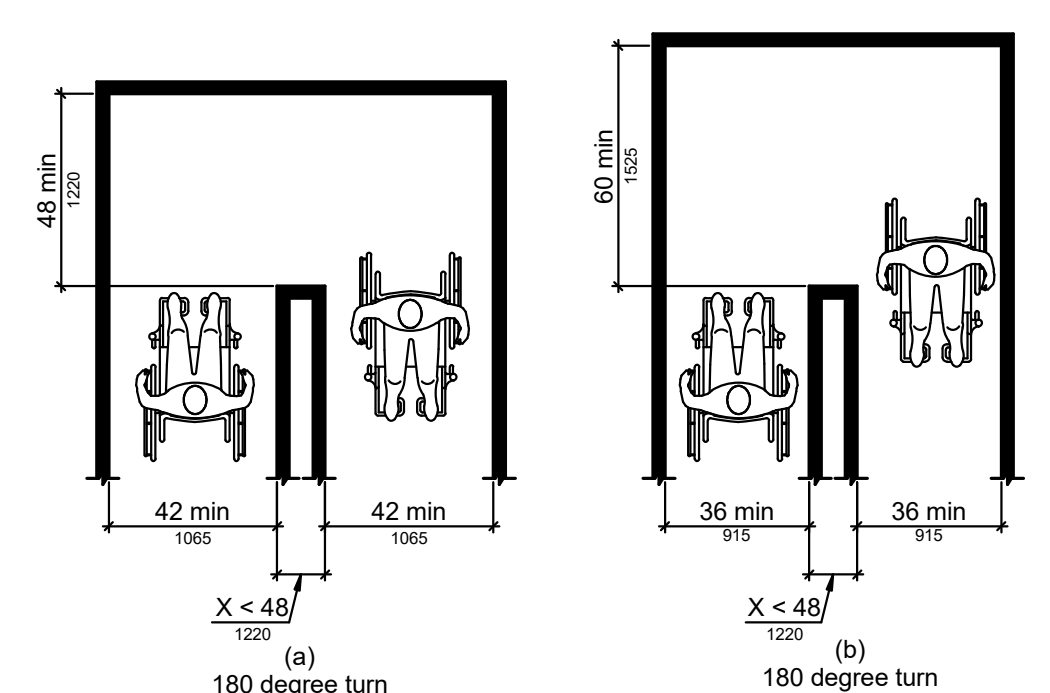
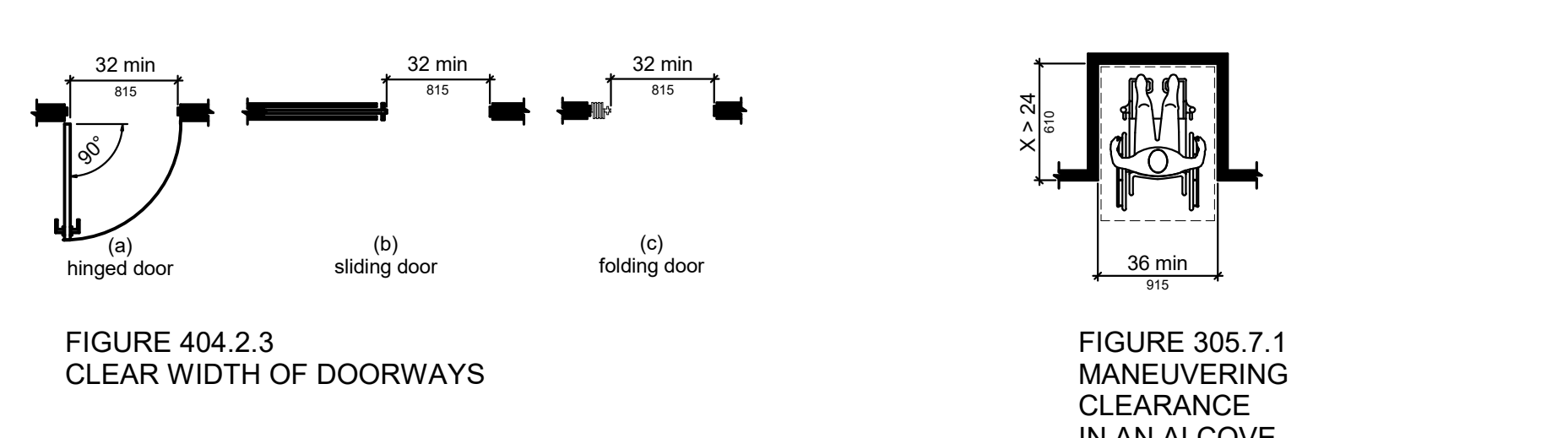
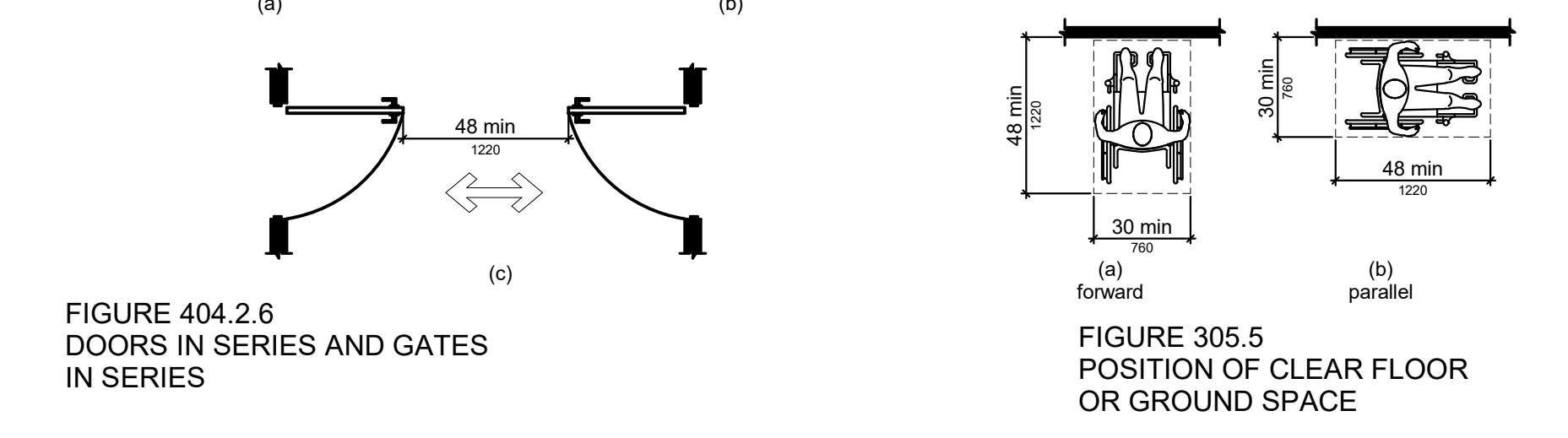
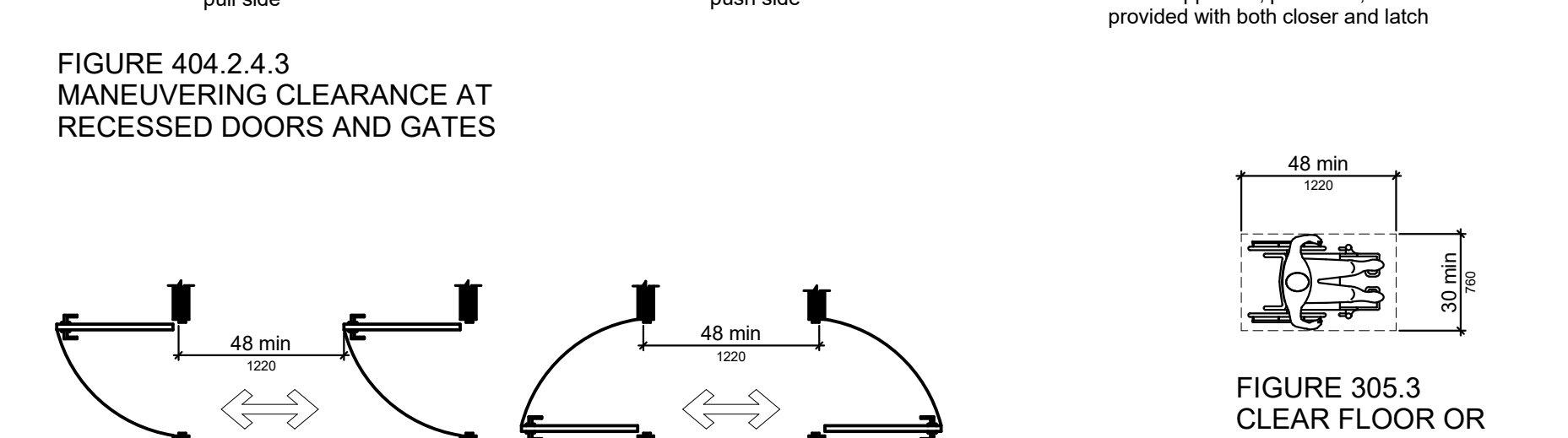
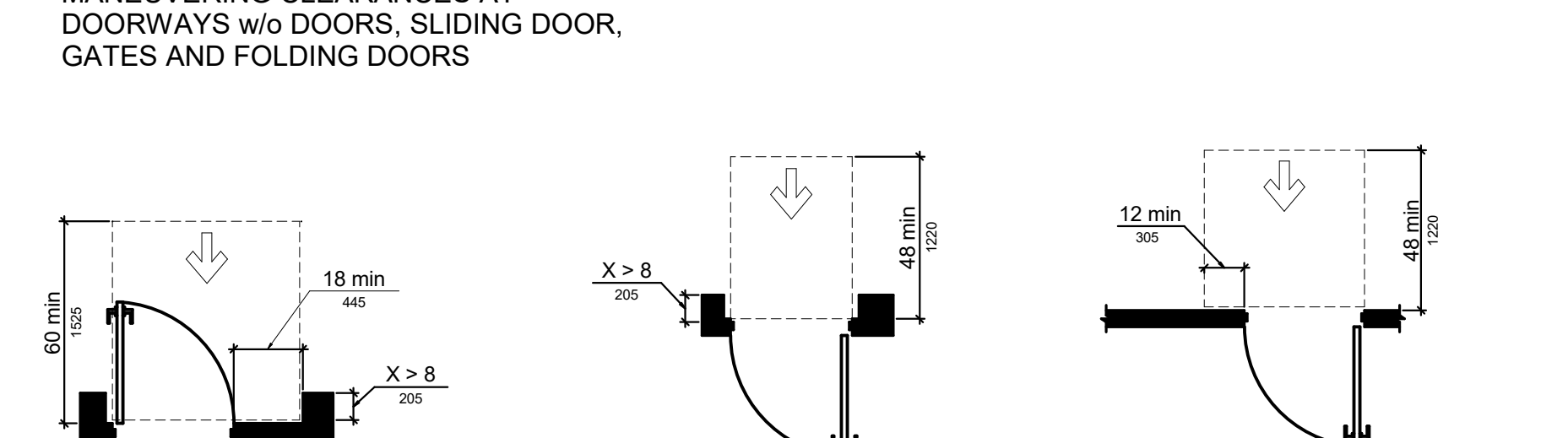
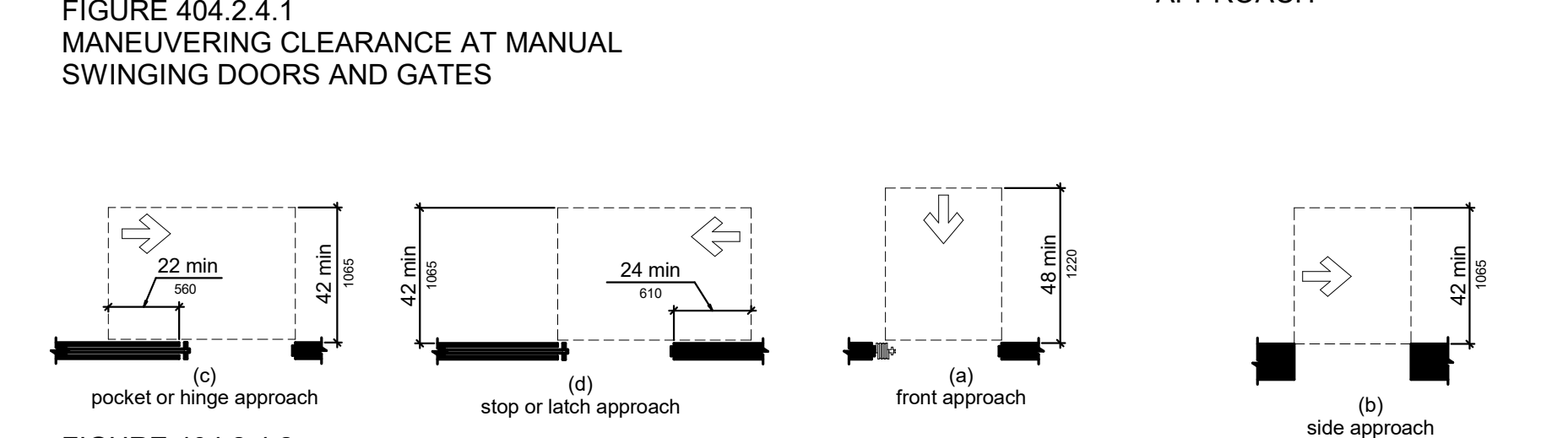
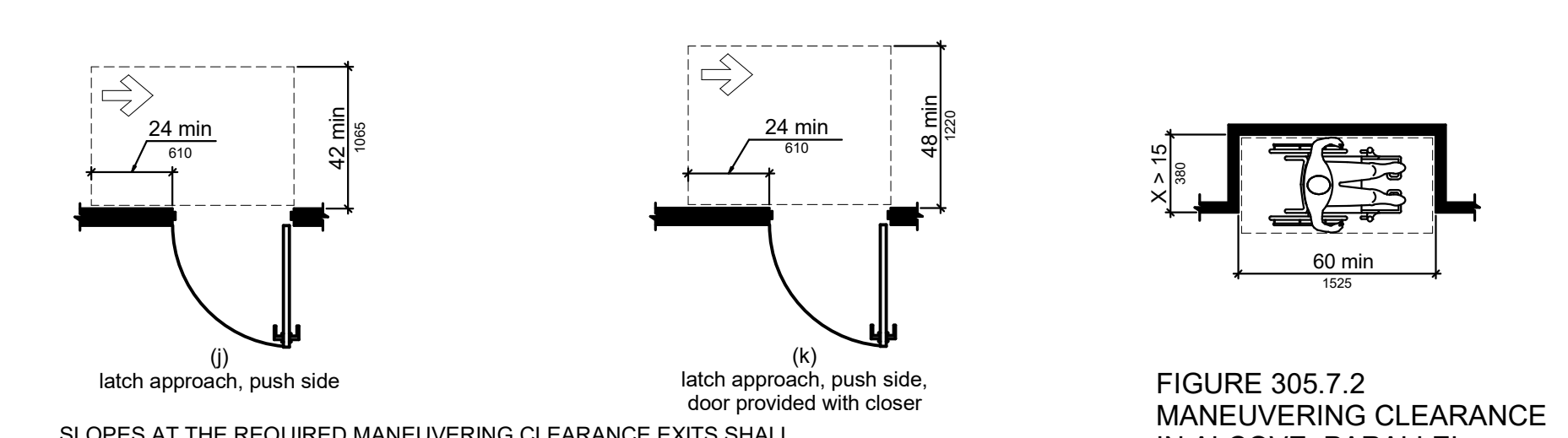
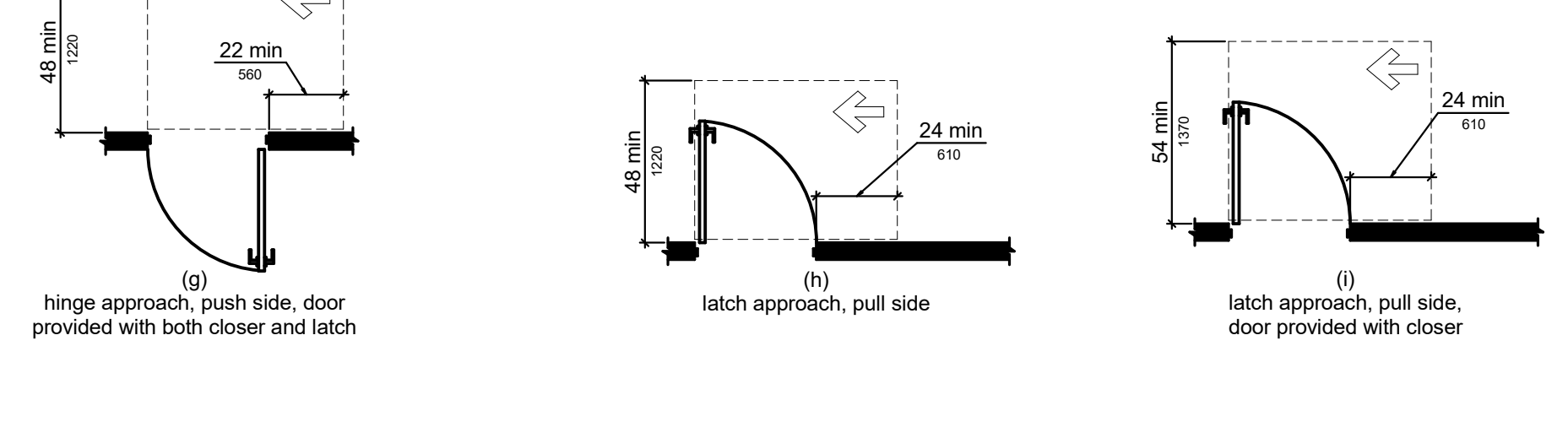
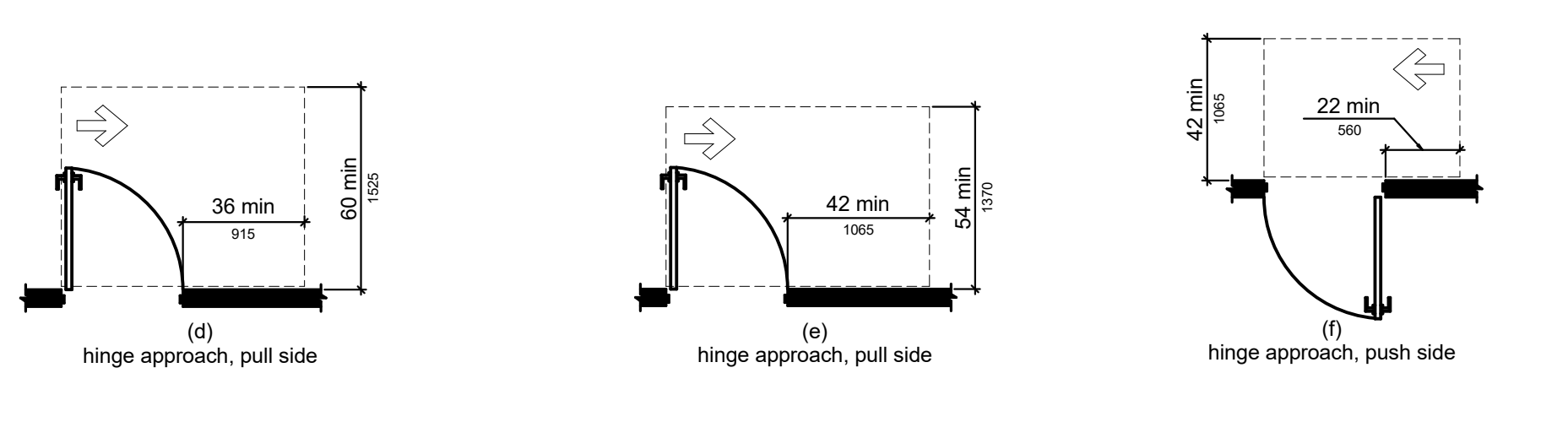
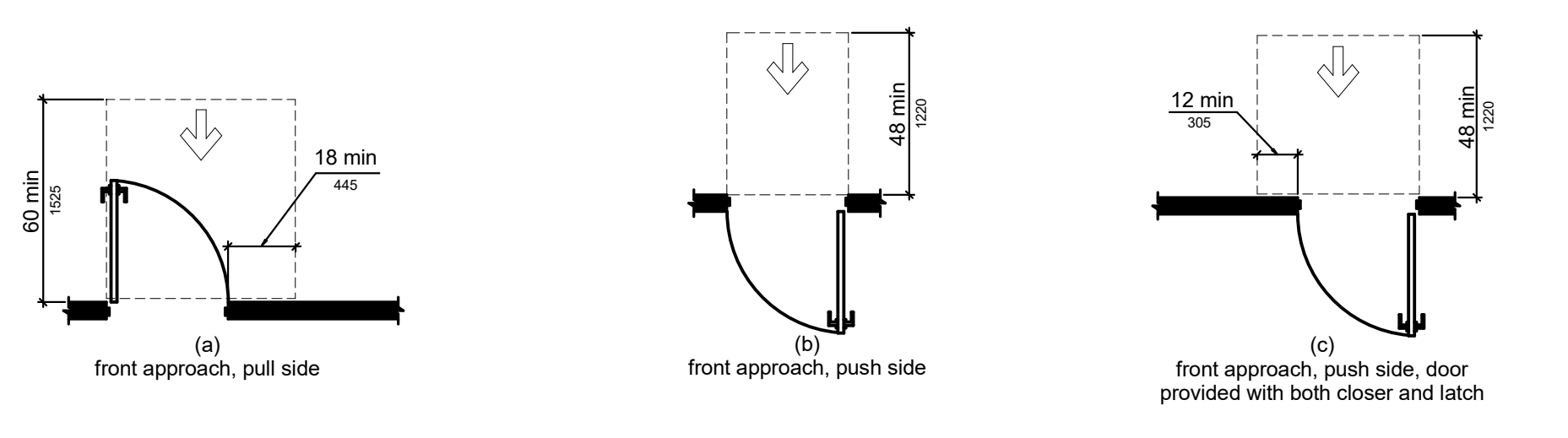


FIGURE 403.5.2 CLEAR WIDTH AT TURN

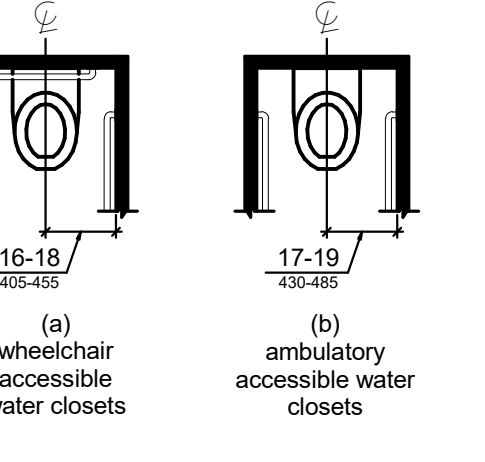


FIGURE 604.2 WATER CLOSET LOCATION

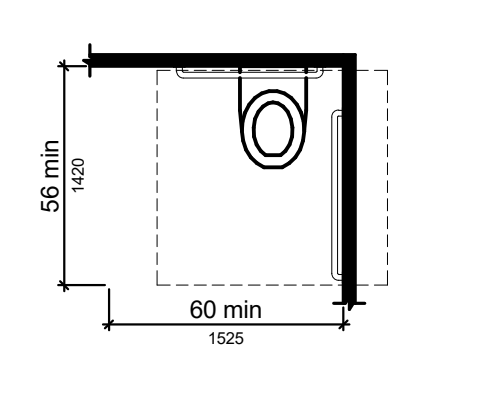


FIGURE 604.3.1 SIZE OF CLEARANCE AT WATER CLOSETS

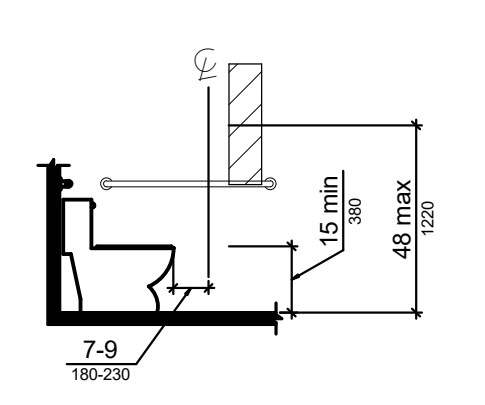


FIGURE 604.7 DISPENSER OUTLET LOCATION

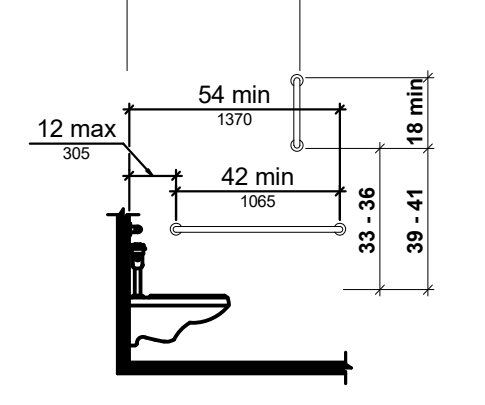


FIGURE 604.5.1 SIDE WALL GRAB BAR AT WATER CLOSETS

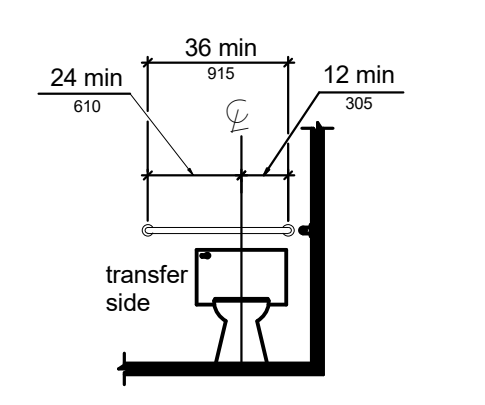


FIGURE 604.5.2 REAR WALL GRAB BAR AT WATER CLOSETS

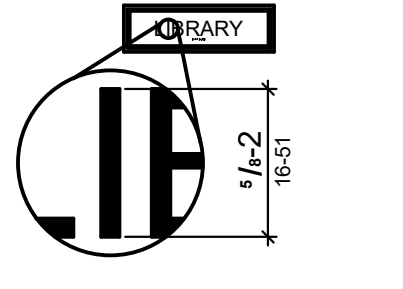


FIGURE 703.2.5 HEIGHT OF RAISED CHARACTERS

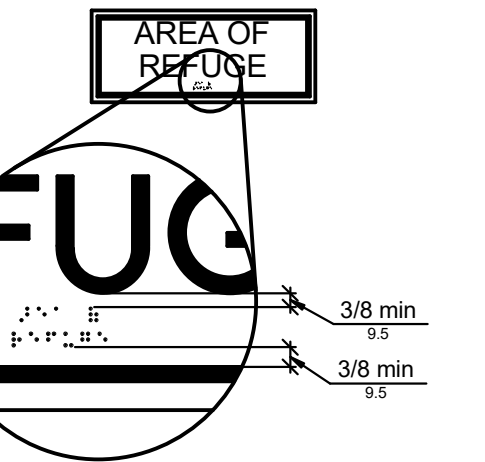


FIGURE 703.3.2 POSITION OF BRAILLE

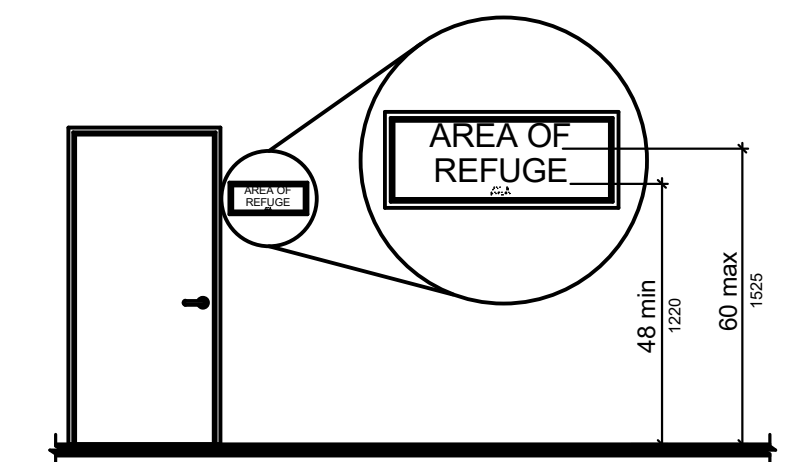


FIGURE 703.4.1 CHARACTER HEIGHT

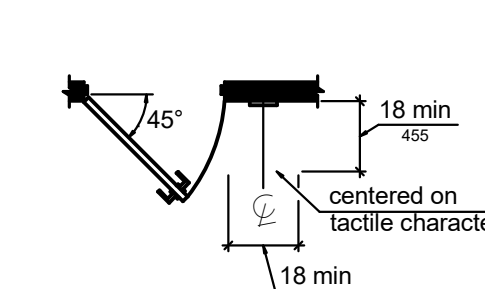


FIGURE 703.4.2 LOCATION OF TACTILE SIGNS AT DOORS

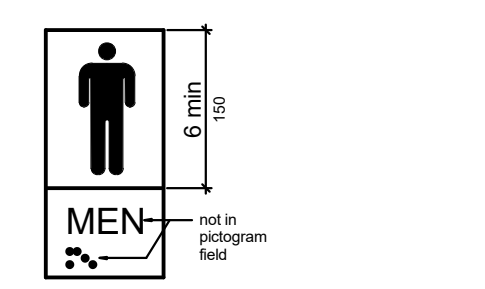
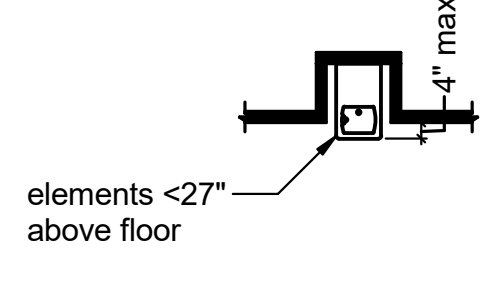


FIGURE 703.6 PICTOGRAM FIELD



RECESSED OBJECTS

No.	Date	Desc.
1		
2		
3		
4		
5		
6		

PROGRESS DRAWING
9/29/2024 7:03:47 PM
NOT FOR CONSTRUCTION

Date: 09/30/2024
Scale:

MERCY NWA HOSPITAL
ROGERS 7TH FLOOR ICU
2710 RIFE MEDICAL LANE, ROGERS, AR 72758



ACC.1

SELECTED DETAILS FROM ADA/ABA ACCESSIBILITY STANDARDS CONT.

DETAILS ARE TAKEN FROM THE 2010/2015 STANDARDS

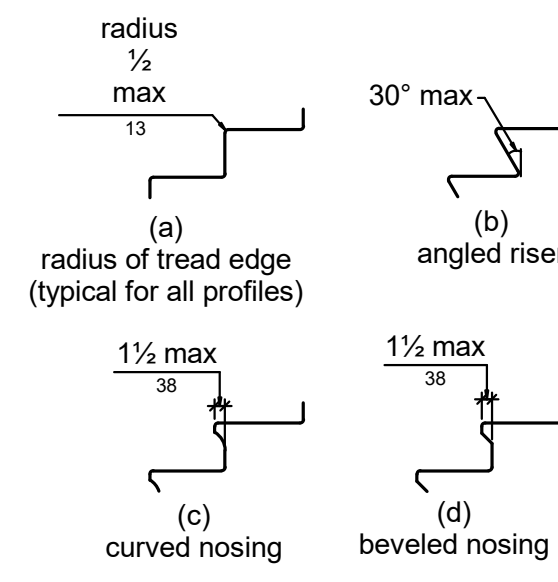


FIGURE 504.5 STAIR NOSINGS

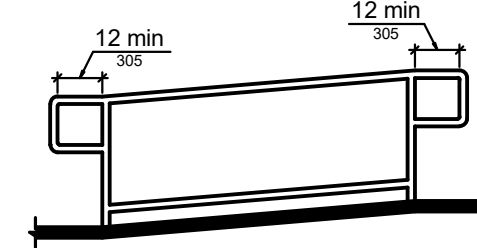


FIGURE 505.10.1 TOP AND BOTTOM HANDRAIL EXTENSION AT RAMP

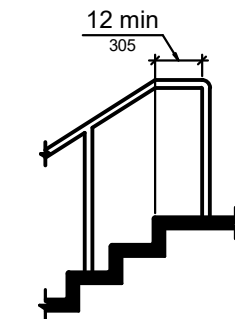
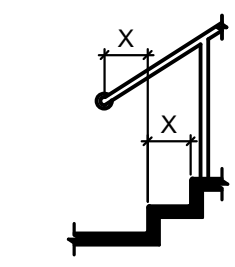


FIGURE 505.10.2 TOP HANDRAIL EXTENSION AT STAIRS



Note: X = tread depth

FIGURE 505.10.3 BOTTOM HANDRAIL EXTENSION AT STAIRS

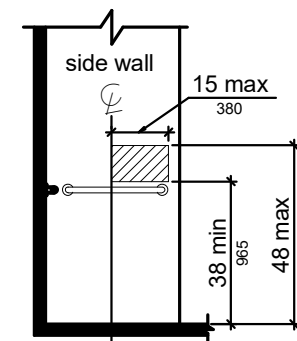


FIGURE 608.5.1 TRANSFER TYPE SHOWER COMPARTMENT CONTROL LOCATION

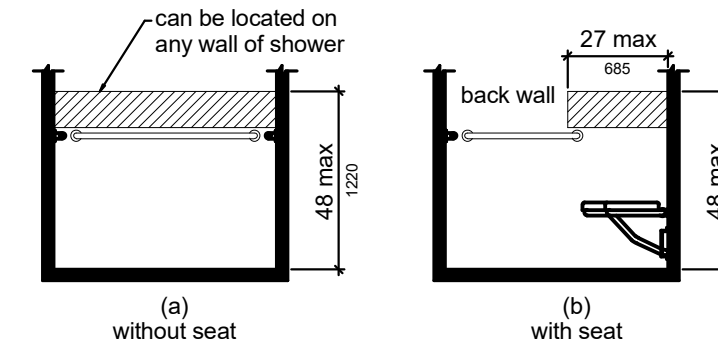


FIGURE 608.5.2 STANDARD ROLL-IN TYPE SHOWER COMPARTMENT CONTROL LOCATION

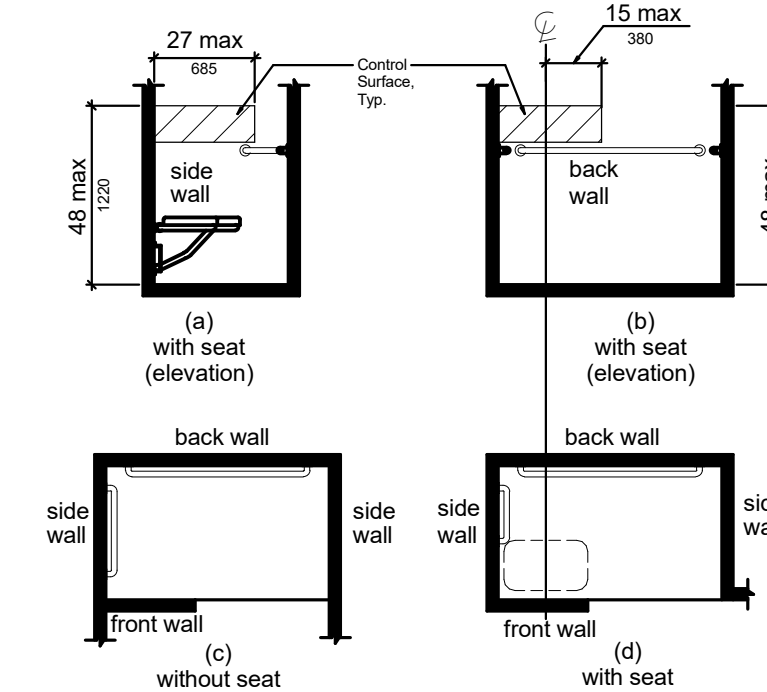


FIGURE 608.5.3 ALTERNATE ROLL-IN TYPE SHOWER COMPARTMENT CONTROL LOCATION

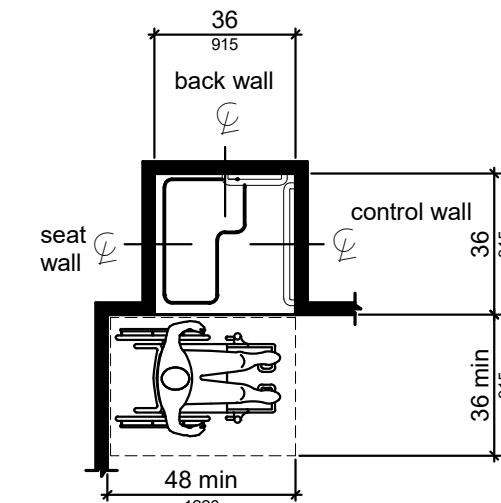


FIGURE 608.2.1 TRANSFER TYPE SHOWER COMPARTMENT SIZE AND CLEARANCE

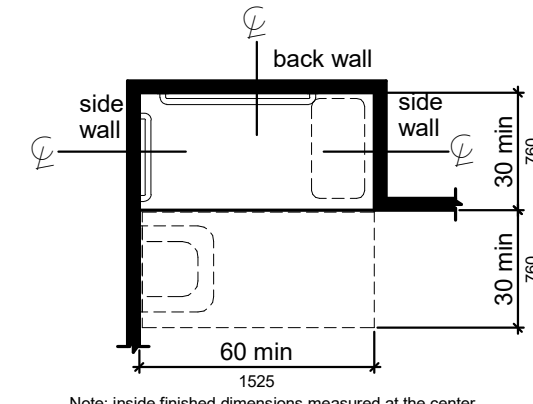


FIGURE 608.2.2 STANDARD ROLL-IN TYPE SHOWER COMPARTMENT SIZE AND CLEARANCE

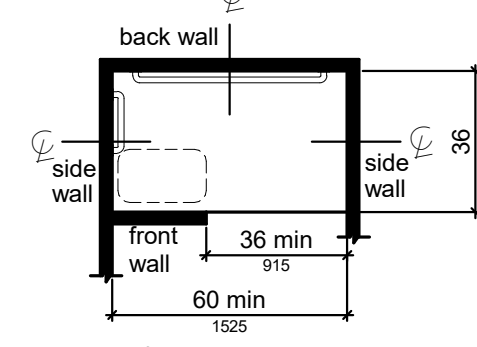


FIGURE 608.2.3 ALTERNATE ROLL-IN TYPE SHOWER COMPARTMENT SIZE AND CLEARANCE

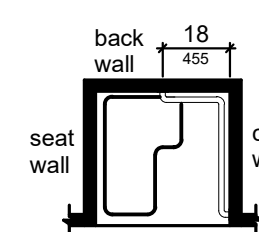


FIGURE 608.3.1 GRAB BARS FOR TRANSFER TYPE SHOWERS

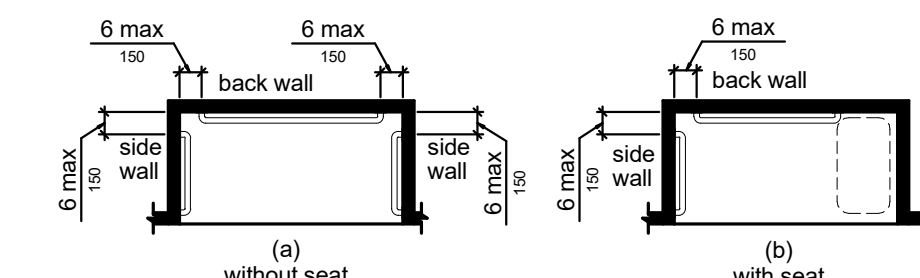


FIGURE 608.3.2 GRAB BARS FOR STANDARD ROLL-IN TYPE SHOWERS

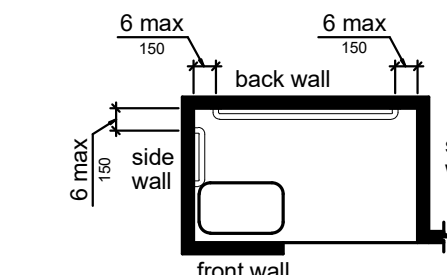


FIGURE 608.3.3 GRAB BARS FOR ALTERNATE ROLL-IN TYPE SHOWERS

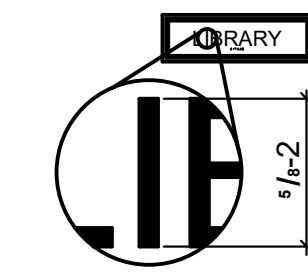
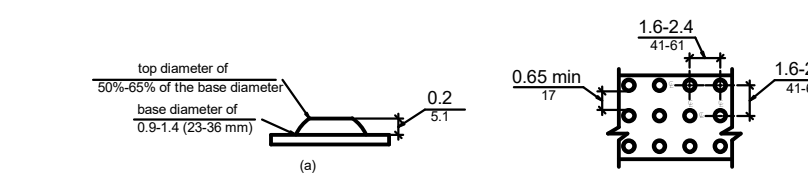


FIGURE 703.2.5 HEIGHT OF RAISED CHARACTERS



DETECTABLE WARNING SURFACES AT PLATFORM BOARDING EDGES SHALL BE 24 INCHES (610 mm) WIDE AND SHALL EXTEND THE FULL LENGTH OF THE PUBLIC USE AREAS OF THE PLATFORM.

FIGURE 705.1 SIZE AND SPACING OF TRUNCATED DOMES

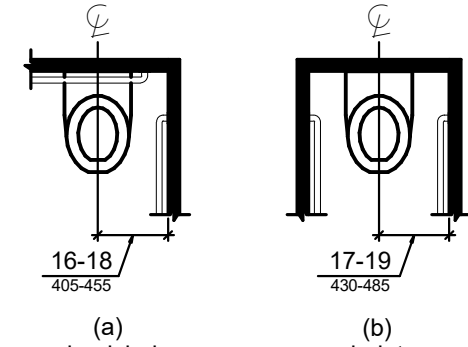


FIGURE 604.2 WATER CLOSET LOCATION

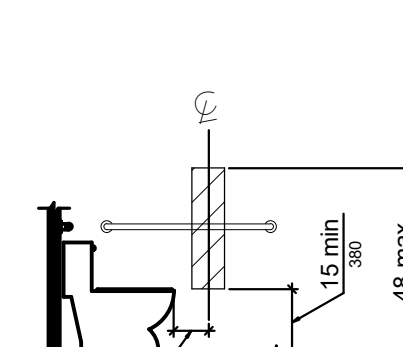


FIGURE 604.7 DISPENSER OUTLET LOCATION

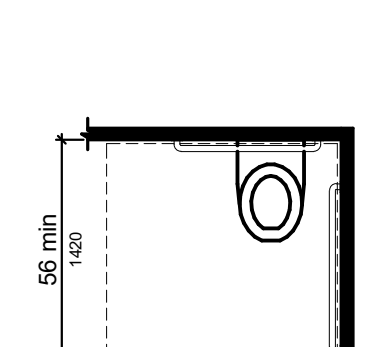


FIGURE 604.3.1 SIZE OF CLEARANCE AT WATER CLOSETS

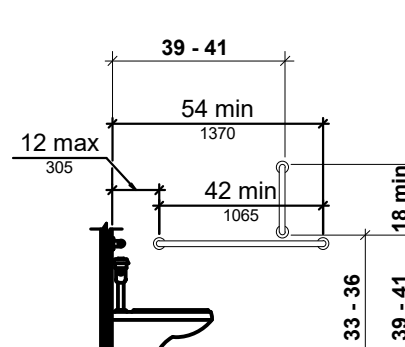


FIGURE 604.5.1 SIDE WALL GRAB BAR AT WATER CLOSETS

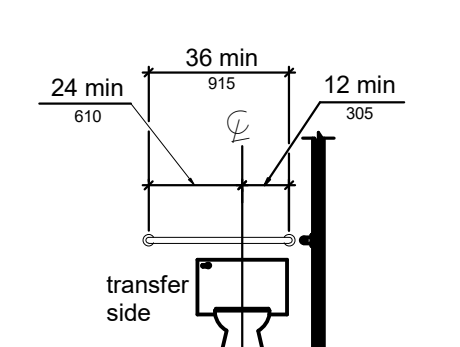


FIGURE 604.5.2 REAR WALL GRAB BAR AT WATER CLOSETS

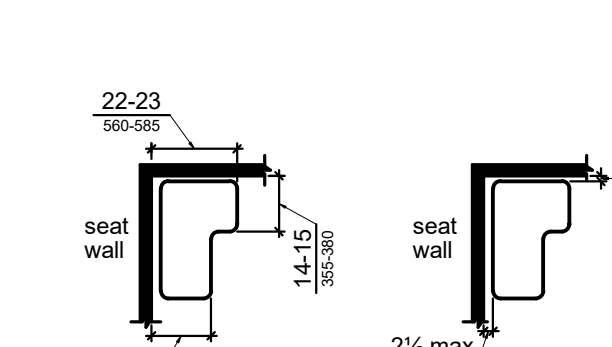


FIGURE 610.3.2 L-SHAPED SHOWER SEAT

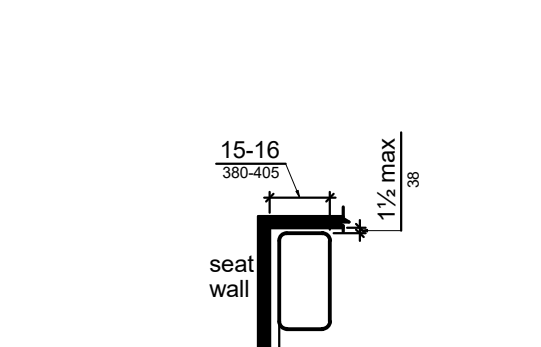


FIGURE 610.3.1 RECTANGULAR SHOWER SEAT

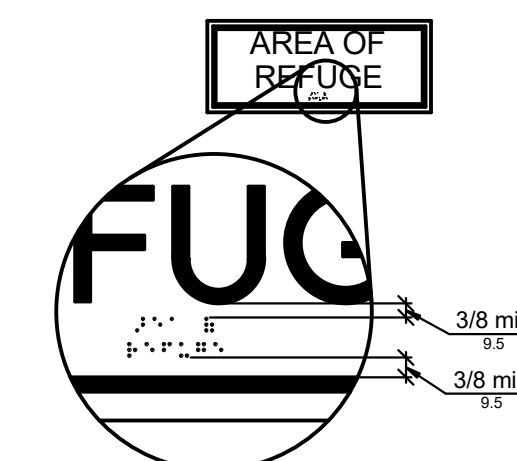


FIGURE 703.3.2 POSITION OF BRAILLE

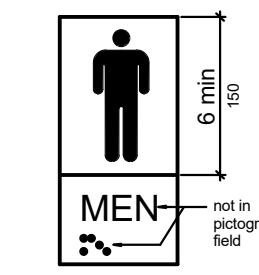


FIGURE 703.6 PICTOGRAM FIELD

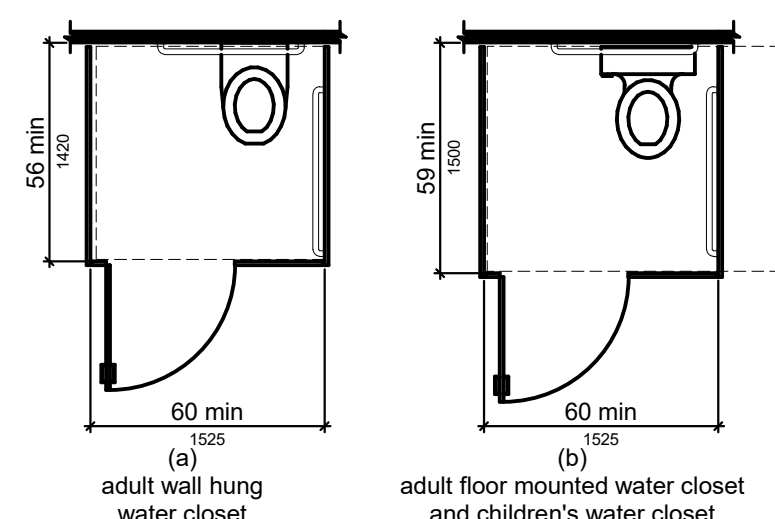


FIGURE 604.8.1.1 SIZE OF WHEELCHAIR ACCESSIBLE TOILET COMPARTMENT

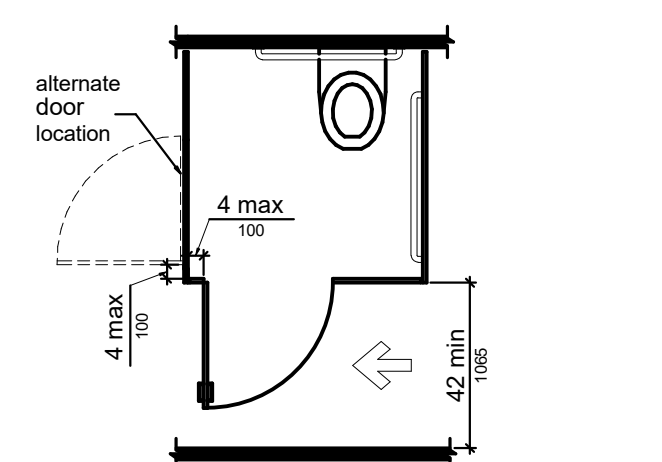


FIGURE 604.8.1.2 WHEELCHAIR ACCESSIBLE TOILET COMPARTMENT DOORS

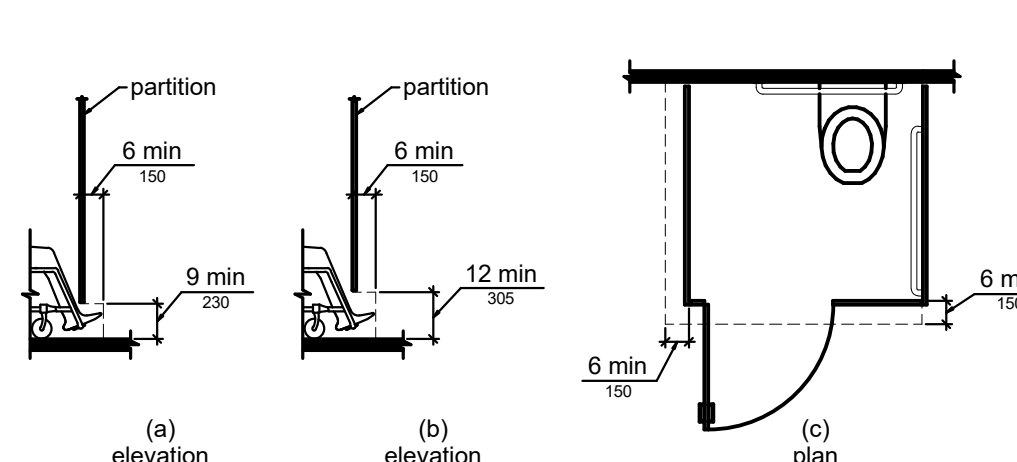


FIGURE 604.8.1.4 WHEELCHAIR ACCESSIBLE TOILET COMPARTMENT TOE CLEARANCE

NOTE: AN ACCESSIBLE ROUTE MUST BE PROVIDED TO PROFESSIONAL OFFICES OF HEALTH CARE PROVIDERS REGARDLESS OF NUMBER OF STORIES OR FLOOR AREA

Architect Logo

No.	Date	Desc.
1		
2		
3		
4		
5		
6		

PROGRESS DRAWING
9/29/2024 7:03:48 PM
NOT FOR CONSTRUCTION

Scale & Size

Date: 09/30/2024
Scale:

MERCY NWA HOSPITAL
ROGERS 7TH FLOOR ICU
2710 RIFE MEDICAL LANE, ROGERS, AR 72758
ADA ACCESSIBILITY STANDARDS

Building Name

Floor No.

Sheet No.



Floor No.

Sheet No.

CODE INFORMATION

PROJECT INFORMATION

1. CONSTRUCTION PURPOSE:
2. REASON FOR SUBMITTAL:
3. LOCATION OF ANY ANTICIPATED FUTURE ADDITIONS: NONE

4. OWNER:
 MERCY NORTHWEST ARKANSAS
 2710 RIFE MEDICAL LANE
 ROGERS, AR 72758
 PH (479) 338-8000

5. DATE DEVELOPED: 9/30/2024

DESIGN TEAM:

ARCHITECT:
 HFG ARCHITECTURE, LLC
 208 SW 8TH STREET, SUITE 206
 BENTONVILLE, AR 72712
 PH (479) 486-8099 (OFFICE)
 CONTACT: DAVID LONGACIN
 EMAIL: david@hfgarchitecture.com
 PH (479) 644-5015 (MOBILE)
 CONTACT: JENNIFER UNREIN
 EMAIL: jennifer@hfgarchitecture.com

DESIGN CONSULTANTS:

PROFESSIONAL ENGINEERING CONSULTANTS
 1924 UTICA AVE., SUITE 1400
 TULSA, OK 74104
 PH (918) 664-6400
 CONTACT:
 JOSH BOWMAN (MECHANICAL)
 EMAIL: josh.bowman@pec1.com
 JESSICA BARNETT (ELECTRICAL)
 EMAIL: jessica.barnett@pec1.com

7. ARCHITECTS SEAL: SEE STAMP AT RIGHT

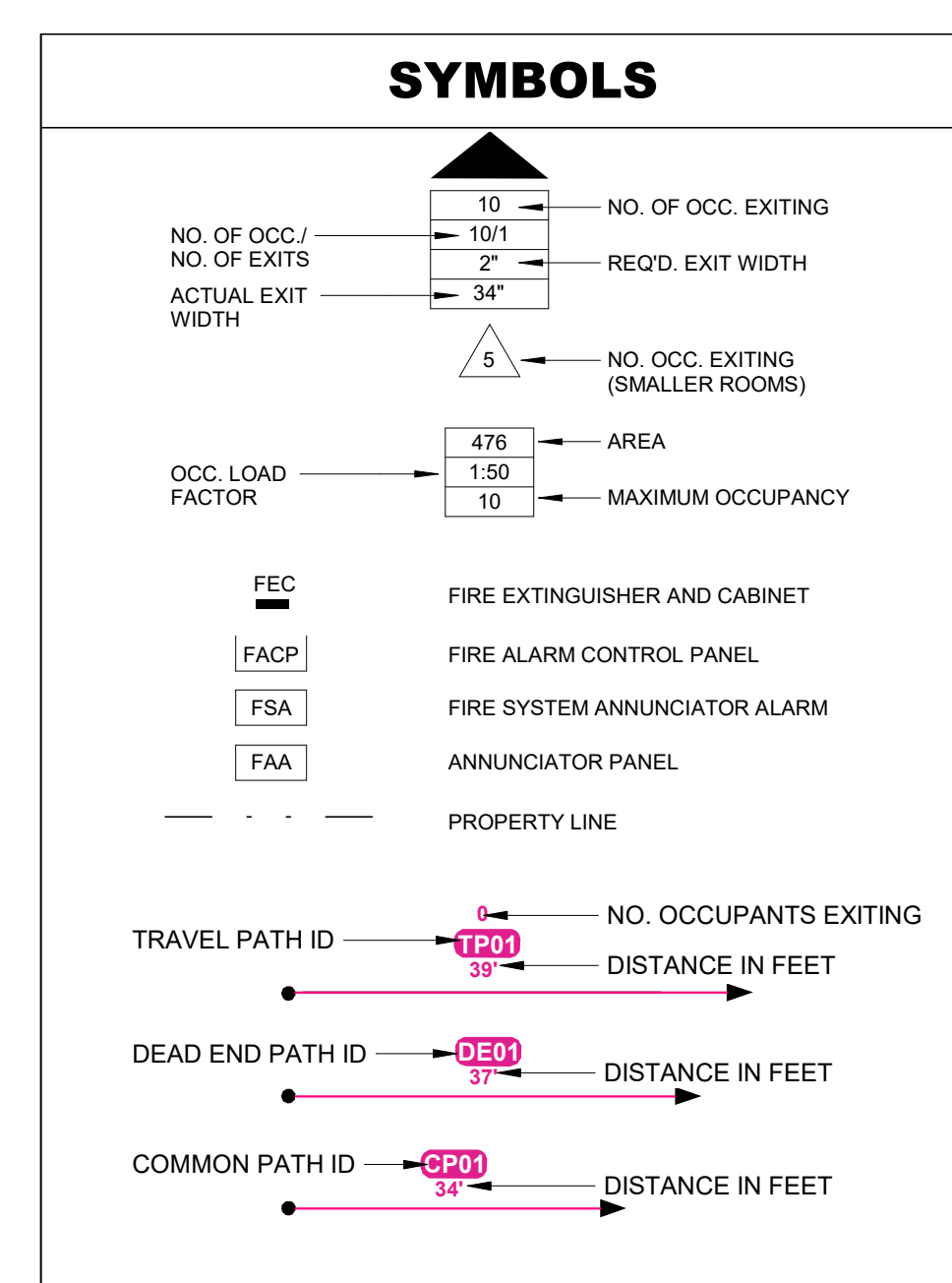
8. FIRE SERVICE: CITY OF ROGERS

9. INSPECTION: ROGERS FIRE DEPT. - COMMUNITY RISK REDUCTION DIVISION

10. WATER SUPPLY: CITY OF ROGERS

11. SEWAGE TREATMENT: CITY OF ROGERS

CODE REVIEW - ARKANSAS FIRE PREVENTION CODE (AFPC) AND NFPA			
Code Study	Mercy NWA - 7th Floor ICU		
Governing Codes	Miscellaneous Codes	State of AR - AFPC (IBC Equivalent)	NFPA
	ANSI 2017, A117.1	AFPC Vol. II, 2021 (IBC/IEBC 2021)	NFPA 101 - 2021
	ADA, 2010	AFPC Vol. I, 2021 (IFC 2021)	NFPA 99 - 2018
	FGI, 2022	AR State Fuel and Gas Code, 2018	NFPA 70, NEC 2020
		AR State Mech. Code, 2021 (IMC 2021)	NFPA 5000 - 2021
		AR Energy Code (IECC 2009)	
		AR State Plumb. Code, 2018 (IPC 2018)	
Sprinkler	Yes		
Occupancy Type	I-2	AFPC Vol. II, 304.1	Healthcare NFPA 101, New Healthcare; Chapter 18
Allowable Limits & Increase		AFPC (IBC)	NFPA
Height	Unlimited	AFPC Vol. II, Table 504.3	Unlimited NFPA 5000 - Table 7.4.1
Number of Stories	Unlimited	AFPC Vol. II, Table 504.4	Unlimited NFPA 5000 - Table 7.4.1
I-2 / Healthcare Area (SF)	Unlimited	AFPC Vol. II, Table 506.2	Unlimited NFPA 5000 - Table 7.4.1
Actual Condition			
Height	127 ft		
Number of Stories	8		
Entire 7th Floor Area	60,512 sqft		
Construction Type		AFPC Vol. II, Table 601	NFPA 5000 - Table 7.2.1.1
		IA (Reduced to 1B per 403.2.1.1 except primary frame)	IA (332) (reduced to II(222) except primary frame)
Primary structural frame	3-Hour		3-Hour
Bearing walls			
Exterior	2-Hour		2-Hour
Interior	2-Hour		2-Hour
Nonbearing walls & partitions			
Exterior	0-Hour		0-Hour
Interior	0-Hour		0-Hour
Floor Construction & associated secondary members	2-Hour		2-Hour
Roof Construction & associated secondary members	1-Hour		1-Hour
Rating at med-gas room	1-HR walls and doors		NFPA 99 - 5.1.3.3.2(4)
Ventilation at med-gas room	(2) vents, 1 high, 1 low	AFPC Vol. I, 5306.2.1	
Incidental Use/Hazardous Area Protection			
Laboratory in I-2/Healthcare (not severe)	1-HR	AFPC Vol. II, Table 509	0-HR NFPA 101, Table 18.3.2.1
Maintenance Shop in I-2/Healthcare	1-HR	AFPC Vol. II, Table 509	1-HR NFPA 101, Table 18.3.2.1
Cleaning Room in I-2/Healthcare	1-HR (if > 100 sqft)	AFPC Vol. II, Table 509	1-HR (if > 100 sqft) NFPA 101, Table 18.3.2.1
Soiled holding/storage in I-2/Healthcare	1-HR (if > 100 sqft)	AFPC Vol. II, Table 509	1-HR (if > 100 sqft) NFPA 101, Table 18.3.2.1
Exit access travel distance	200 ft Max.	AFPC Vol. II, Table 1017.2	200 ft Max. NFPA 101 - 18.2.6.2.1
Corridor Fire Resistance	0-HR	AFPC Vol. II, Table 1020.2	0-HR NFPA 101 - 18.3.6.2.2
Corridor Minimum Widths			
Group I-2 in areas not intended for inpatients	44 inches	AFPC Vol. II, Table 1020.3	44 inches NFPA 101 - 18.2.3.4(1)
Group I-2 in areas intended for inpatients/bed movement	96 inches	AFPC Vol. II, Table 1020.3	96 inches NFPA 101 - 18.2.3.4
Common path of travel	75 ft Max.	AFPC, Vol. II, Table 1006.2.1	100 ft Max. NFPA 101 - 18.2.5.2



TRAVEL PATH...

PATH	DISTANCE
TP01	154' - 6"
TP02	186' - 9"
TP03	160' - 3"
TP04	154' - 8"
TP05	176' - 11"
TP06	97' - 4"

No.	Date	Description

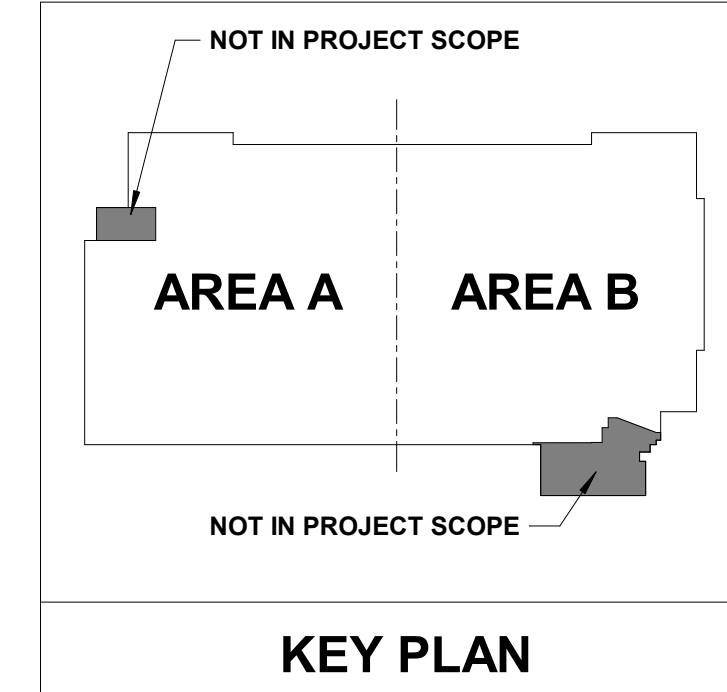
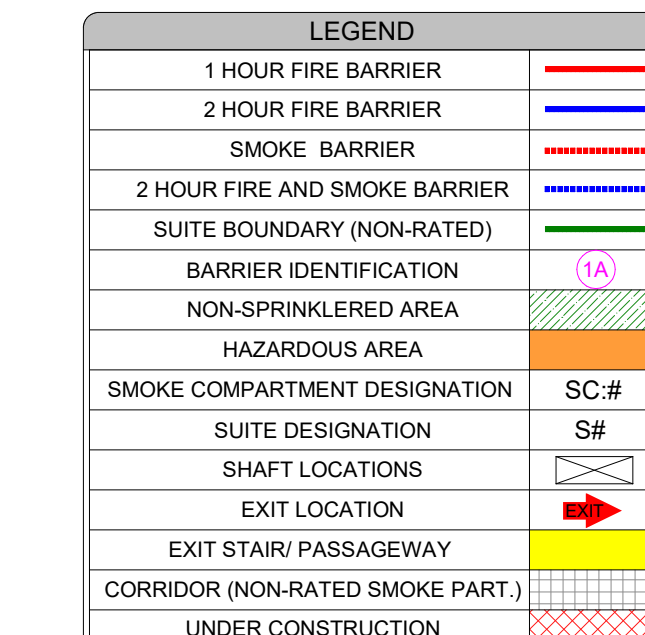
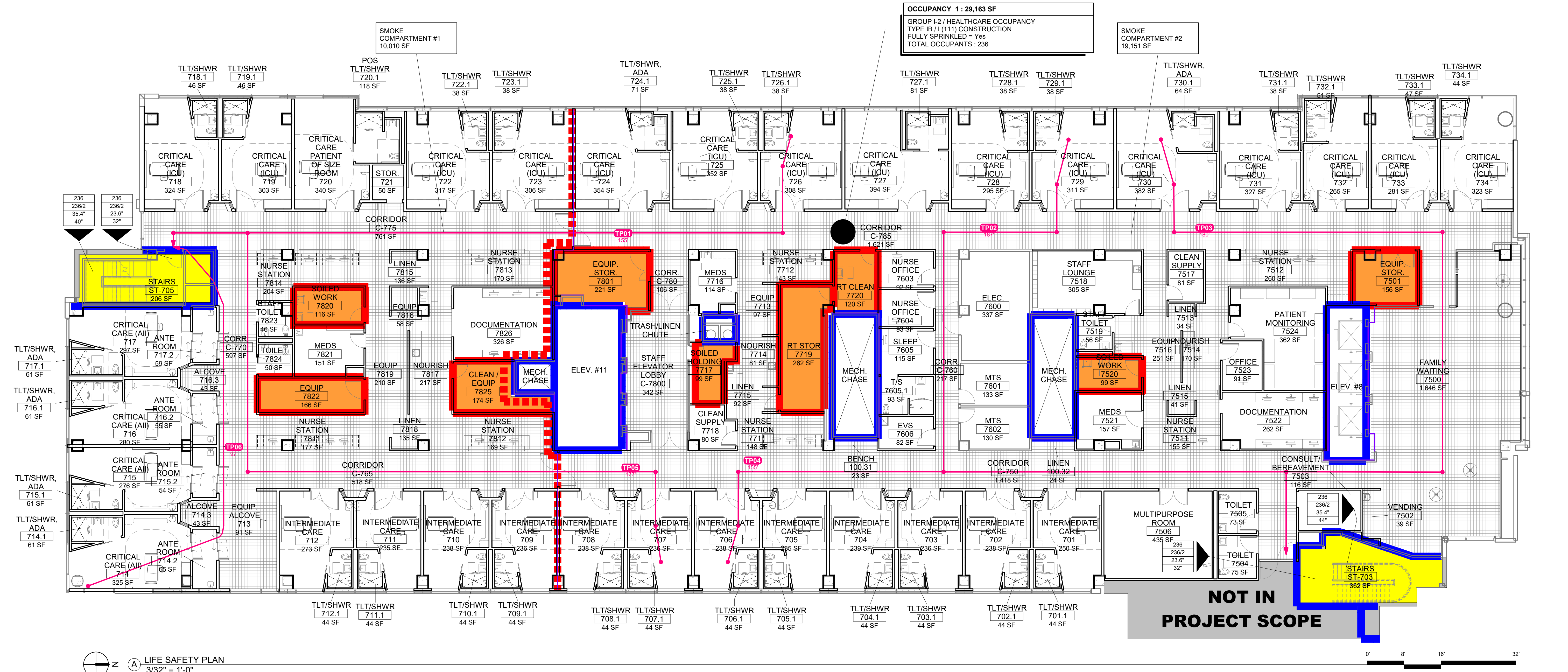
PROGRESS DRAWING
 9/29/2024 7:04:00 PM
 NOT FOR CONSTRUCTION

Mercy Project No.: 2040-821203
 Date: 09/30/2024
 Scale: As indicated

MERCY NWA HOSPITAL
 Building No.: 1388
ROGERS 7TH FLOOR ICU
 2710 RIFE MEDICAL LANE, ROGERS, AR 72758

Mercy

7TH FLOOR
LS-01



3/32" = 1'-0"

NOT IN PROJECT SCOPE

3/32" = 1'

No.	Date	Description

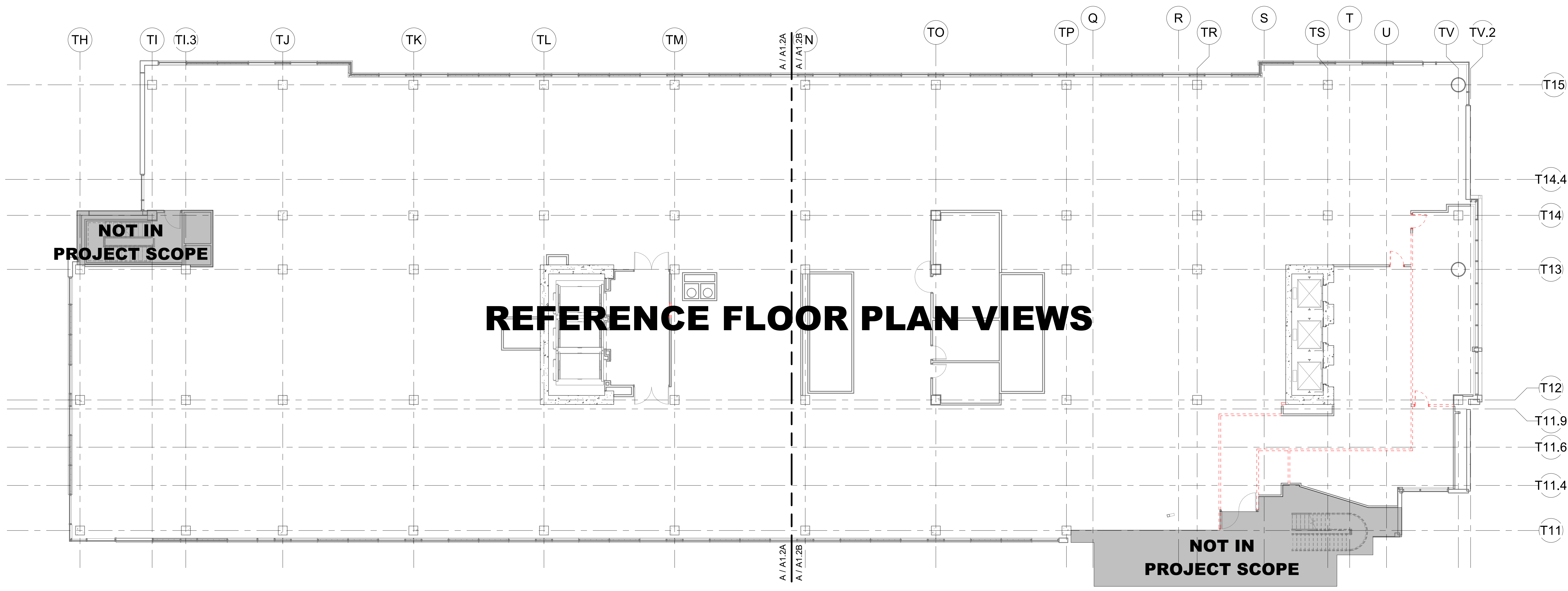
PROGRESS DRAWING
 9/29/2024 7:04:01 PM
 NOT FOR CONSTRUCTION

Project No.: 2040-821203
 Date: 09/30/2024
 Scale: As indicated

MERCY NWA HOSPITAL
 Building No.: 1388
ROGERS 7TH FLOOR ICU
 2710 RIFE MEDICAL LANE, ROGERS, AR 72758
 Sheet Name: 7TH FLOOR OVERALL DEMO PLAN



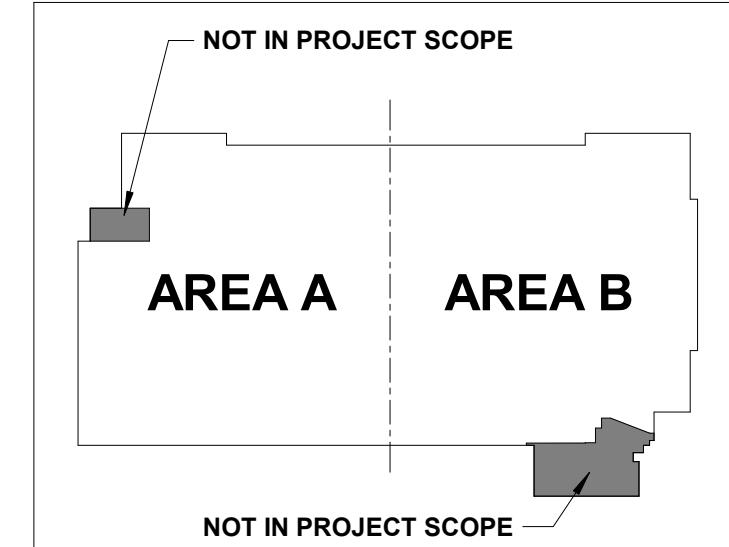
Floor No.: 7TH FLOOR
 Sheet No.: **D1.1**



REFERENCE FLOOR PLAN VIEWS

NOT IN PROJECT SCOPE

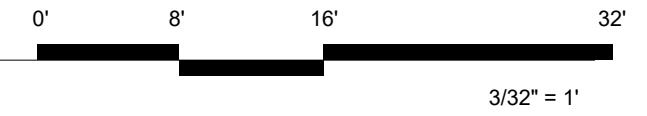
NOT IN PROJECT SCOPE



KEY PLAN

***THIS SHEET IS INTENDED TO BE PRINTED IN COLOR**

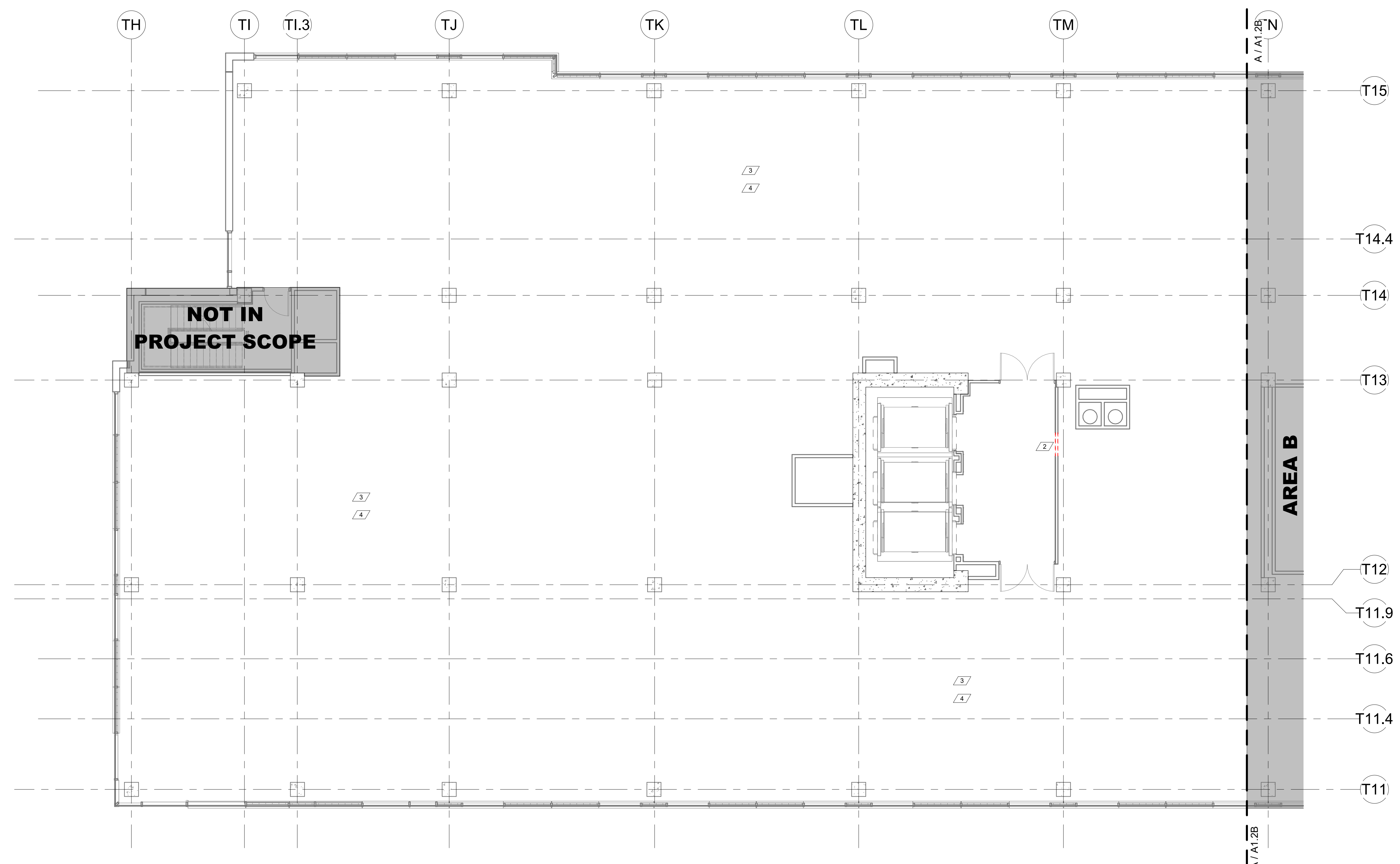
7TH FLOOR DEMOLITION PLAN - OVERALL
 3/32" = 1'-0"



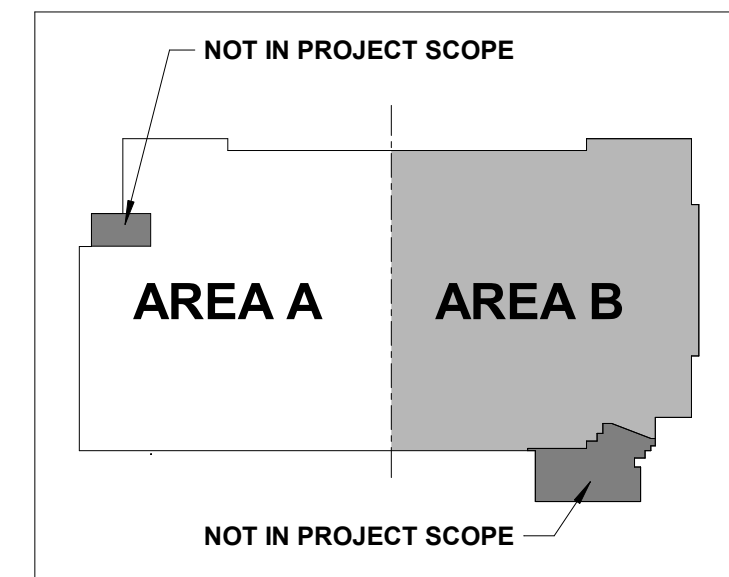
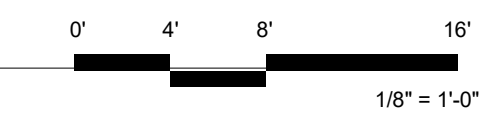
DEMO LEGEND

WALL	
DOOR	
CEILING AND GRID	

DEMO PLAN NOTES - FLOOR PLAN



7TH FLOOR PLAN - OVERALL
1/8" = 1'-0"



KEY PLAN

*THIS SHEET IS INTENDED TO BE PRINTED IN COLOR

Architect Logo

No.	Date	Description

PROGRESS DRAWING
9/29/2024 7:04:04 PM
NOT FOR CONSTRUCTION

Mercy Project No.: 2040-821203
Date: 09/30/2024
Scale: As indicated

MERCY NWA HOSPITAL
Building No.: 1388
ROGERS 7TH FLOOR ICU
2710 RIFE MEDICAL LANE, ROGERS, AR 72758
7TH FLOOR PLAN - DEMO - AREA A



Floor No.: 7TH FLOOR
Sheet No.: **D1.1A**

DEMO PLAN NOTES - FLOOR PLAN



Architect Logo

No.	Date	Description

PROGRESS DRAWING
 9/29/2024 7:04:06 PM
 NOT FOR CONSTRUCTION

Building No.: 1388
 Mercy Project No.: 2040-821203
 Date: 09/30/2024
 Scale: As indicated

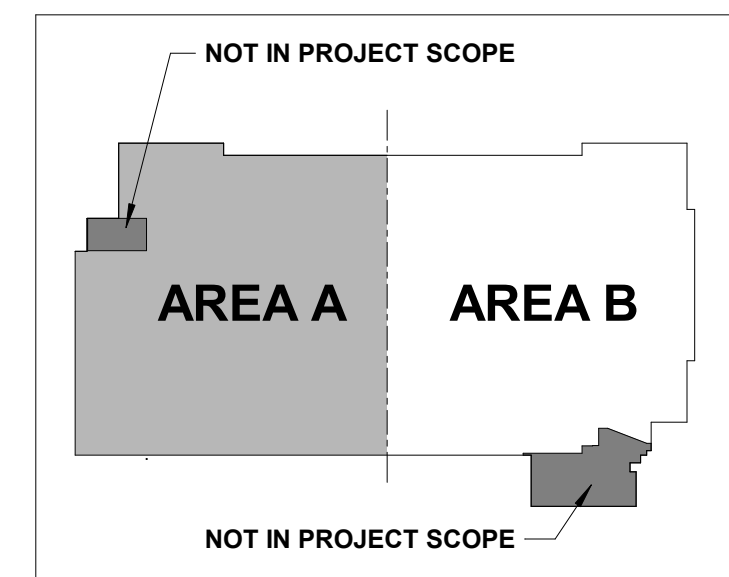
MERCY NWA HOSPITAL
ROGERS 7TH FLOOR ICU
 2710 RIFE MEDICAL LANE, ROGERS, AR 72758
7TH FLOOR PLAN - DEMO - AREA B



Floor No:
7TH FLOOR
 Sheet No:
D1.1B



⊕ z (A) 7TH FLOOR PLAN - OVERALL
 1/8" = 1'-0"



KEY PLAN

*THIS SHEET IS INTENDED TO BE PRINTED IN COLOR

No.	Date	Description

PROGRESS DRAWING
 9/29/2024 7:04:08 PM
 NOT FOR CONSTRUCTION

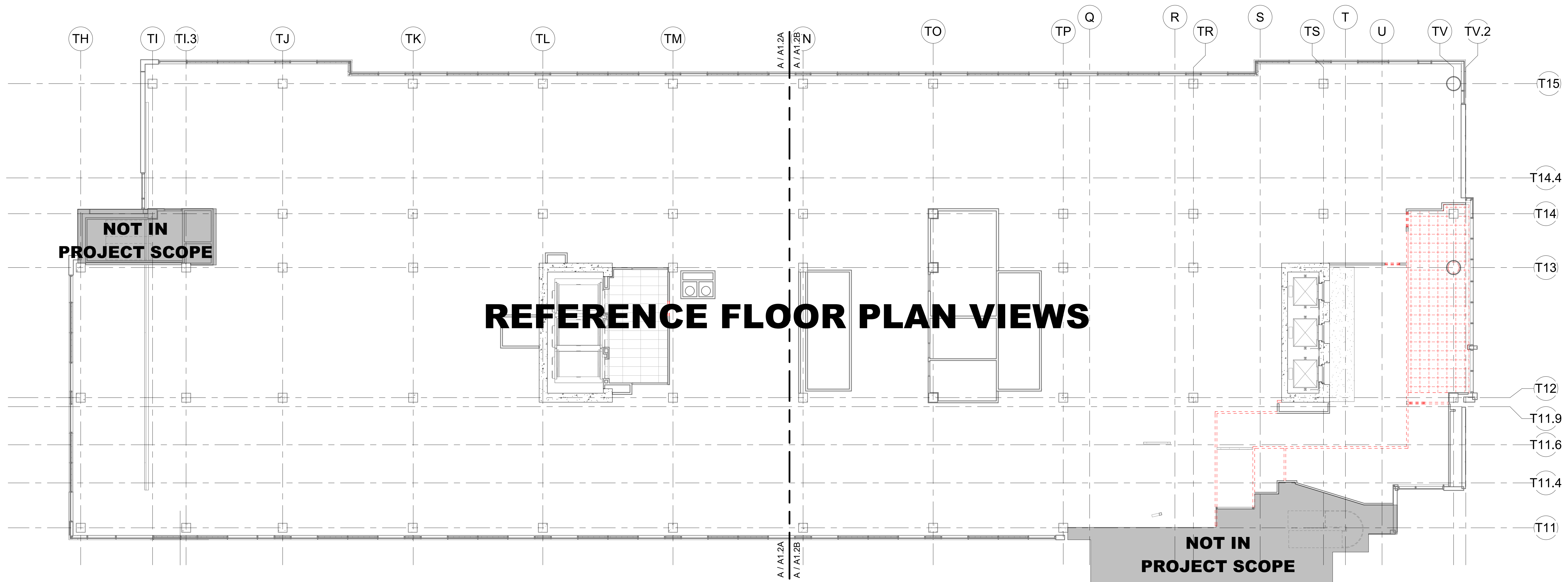
Building No.: 1388
 Mercy Project No.: 2040-821203
 Date: 09/30/2024
 Scale: As indicated

MERCY NWA HOSPITAL
 Building No.: 1388
ROGERS 7TH FLOOR ICU
 2710 RIFE MEDICAL LANE, ROGERS, AR 72758
7TH FLOOR OVERALL DEMO REFLECTED CEILING PLAN



7TH FLOOR

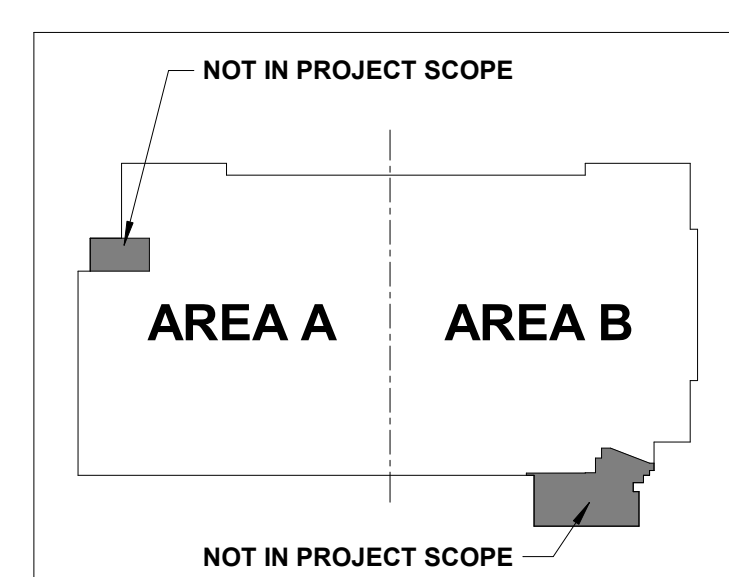
D1.2



NOT IN PROJECT SCOPE

REFERENCE FLOOR PLAN VIEWS

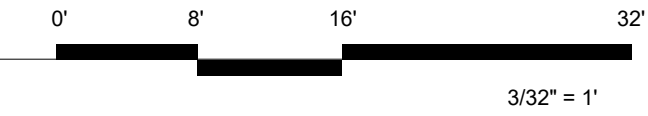
NOT IN PROJECT SCOPE



KEY PLAN

*THIS SHEET IS INTENDED TO BE PRINTED IN COLOR

REFLECTED CEILING DEMOLITION PLAN - OVERALL
 3/32" = 1'-0"



3/32" = 1'

DEMO PLAN NOTES - RCP



Architect Logo

No.	Date	Description

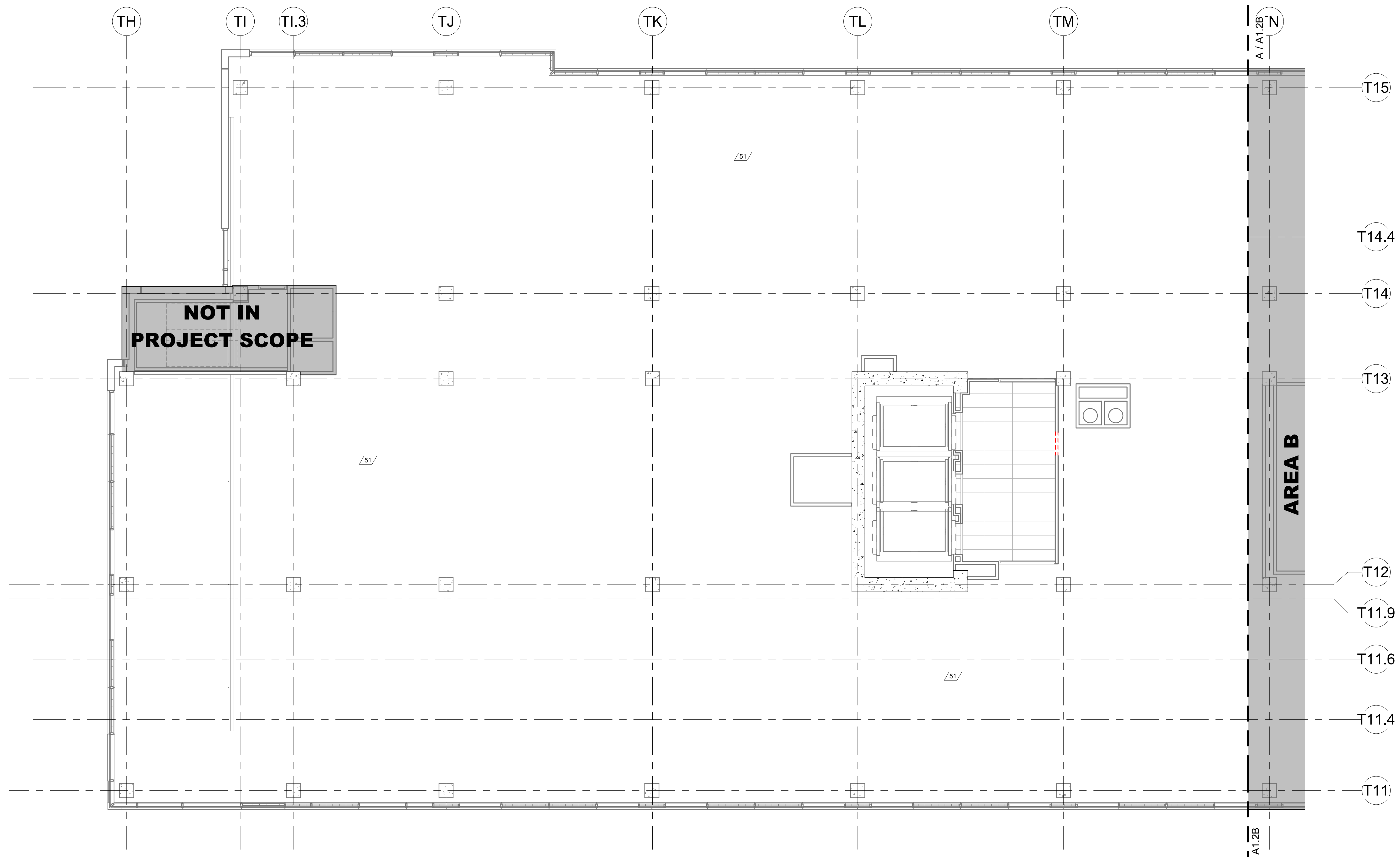
PROGRESS DRAWING
 9/29/2024 7:04:09 PM
 NOT FOR CONSTRUCTION

Building No.: 1388
 Mercy Project No.: 2040-821203
 Date: 09/30/2024
 Scale: As indicated

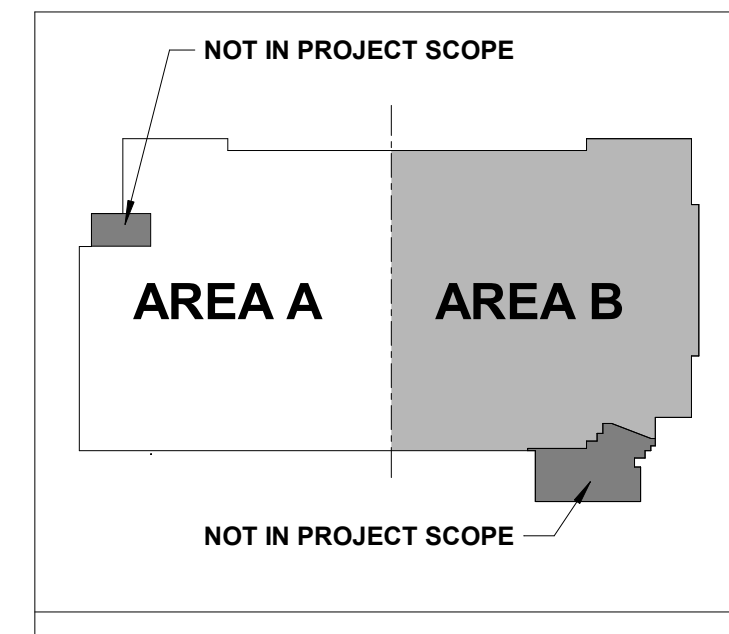
MERCY NWA HOSPITAL
ROGERS 7TH FLOOR ICU
 2710 RIFE MEDICAL LANE, ROGERS, AR 72758
7TH FLOOR REFLECTED CEILING PLAN - DEMO - AREA A



Floor No.: 7TH FLOOR
 Sheet No.: **D1.2A**



REFLECTED CEILING DEMOLITION PLAN - AREA A
 1/8" = 1'-0"



KEY PLAN
 *THIS SHEET IS INTENDED TO BE PRINTED IN COLOR

DEMO PLAN NOTES - RCP



Architect Logo

No.	Date	Description

PROGRESS DRAWING
9/29/2024 7:04:12 PM
NOT FOR CONSTRUCTION

Step & Size:

Mercy Project No.: 2040-821203
Date: 09/30/2024
Scale: As indicated

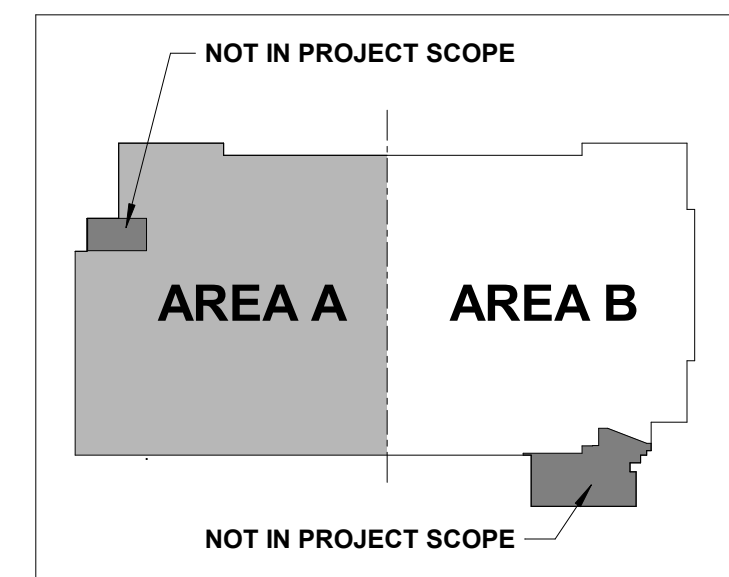
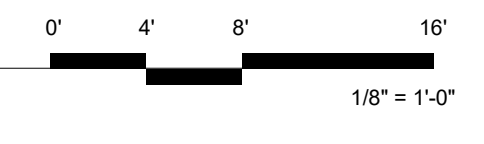
MERCY NWA HOSPITAL
Building No.: 1388
ROGERS 7TH FLOOR ICU
2710 RIFE MEDICAL LANE, ROGERS, AR 72758
Sheet Name: 7TH FLOOR REFLECTED CEILING PLAN - DEMO - AREA B



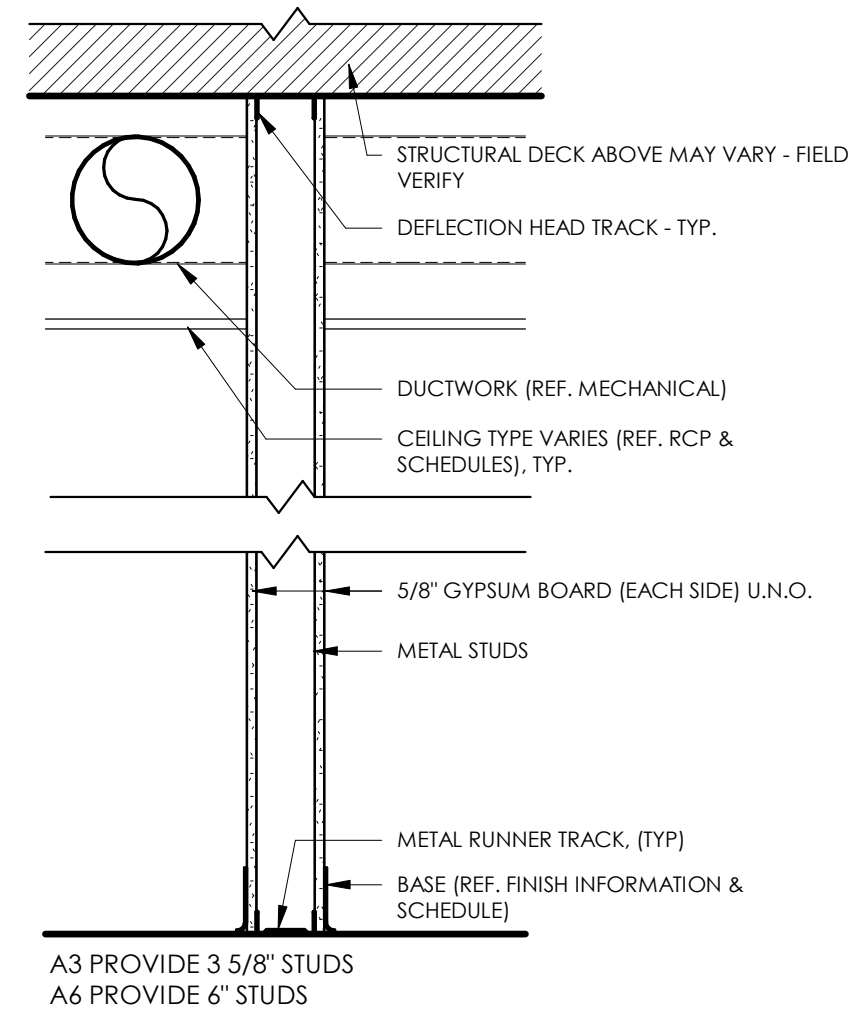
Floor No: 7TH FLOOR
Sheet No: **D1.2B**



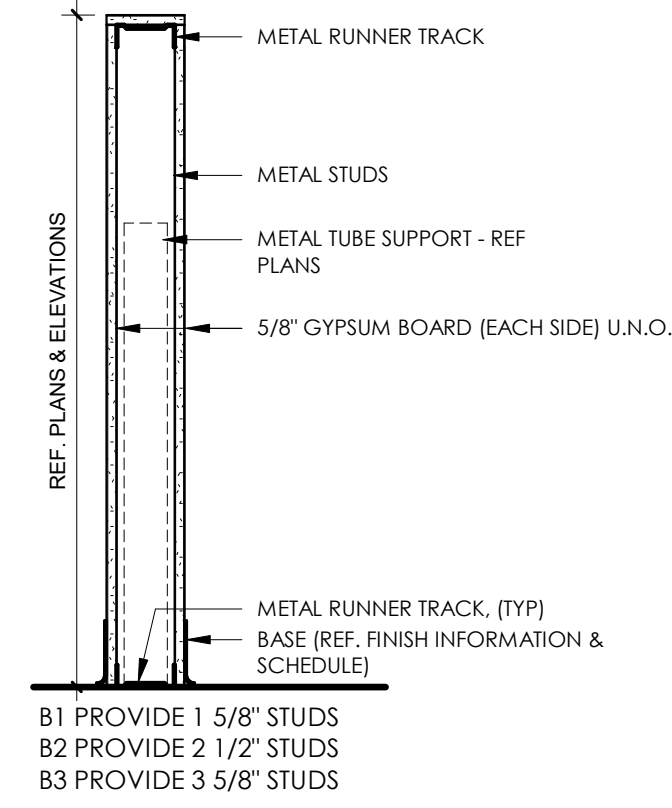
REFLECTED CEILING DEMOLITION PLAN - AREA B
1/8" = 1'-0"



*THIS SHEET IS INTENDED TO BE PRINTED IN COLOR

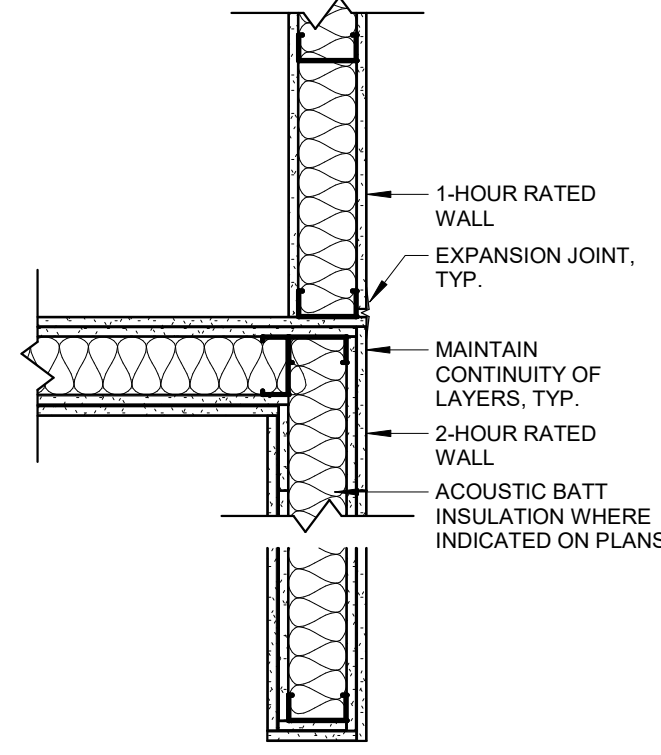


A TYPICAL FULL HEIGHT PARTITION TYPE "A"
1" = 1'-0"

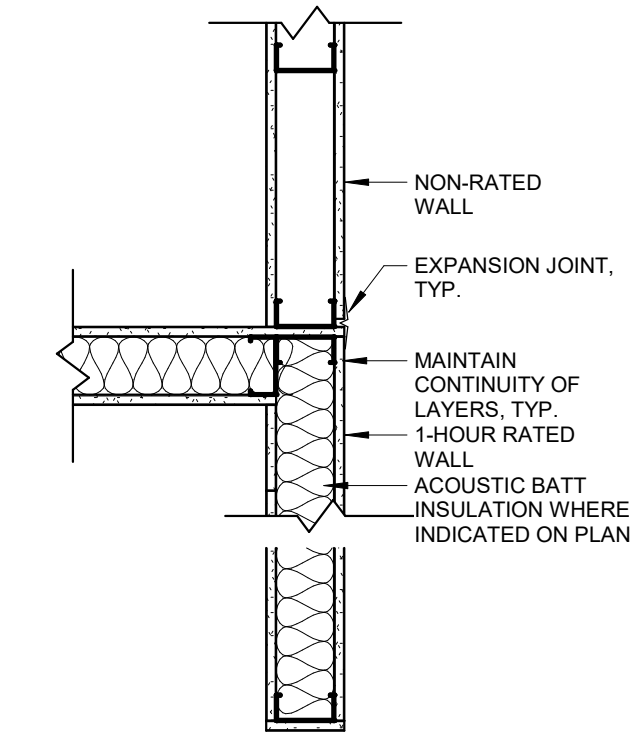


B TYPICAL PARTIAL HEIGHT PARTITION TYPE "B"
1" = 1'-0"

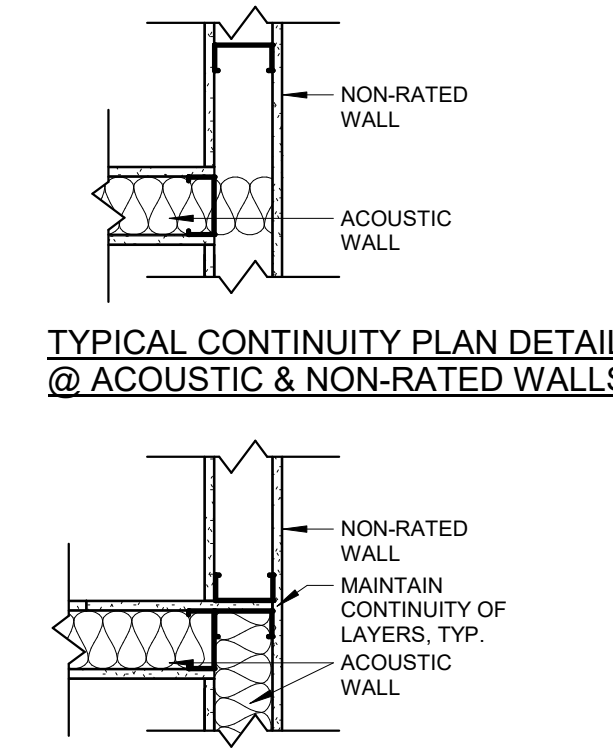
TYPICAL CONTINUITY DETAILS



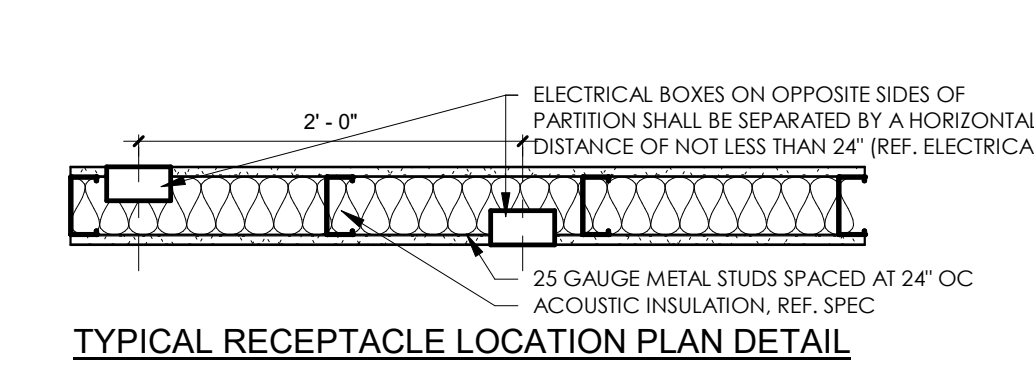
TYPICAL CONTINUITY PLAN DETAIL @ 2-HR & 1-HR RATED WALLS



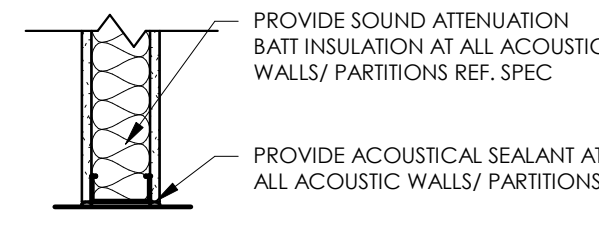
TYPICAL CONTINUITY PLAN DETAIL @ 1-HR & NON-RATED WALLS



TYPICAL CONTINUITY PLAN DETAIL @ ACOUSTIC & NON-RATED WALLS



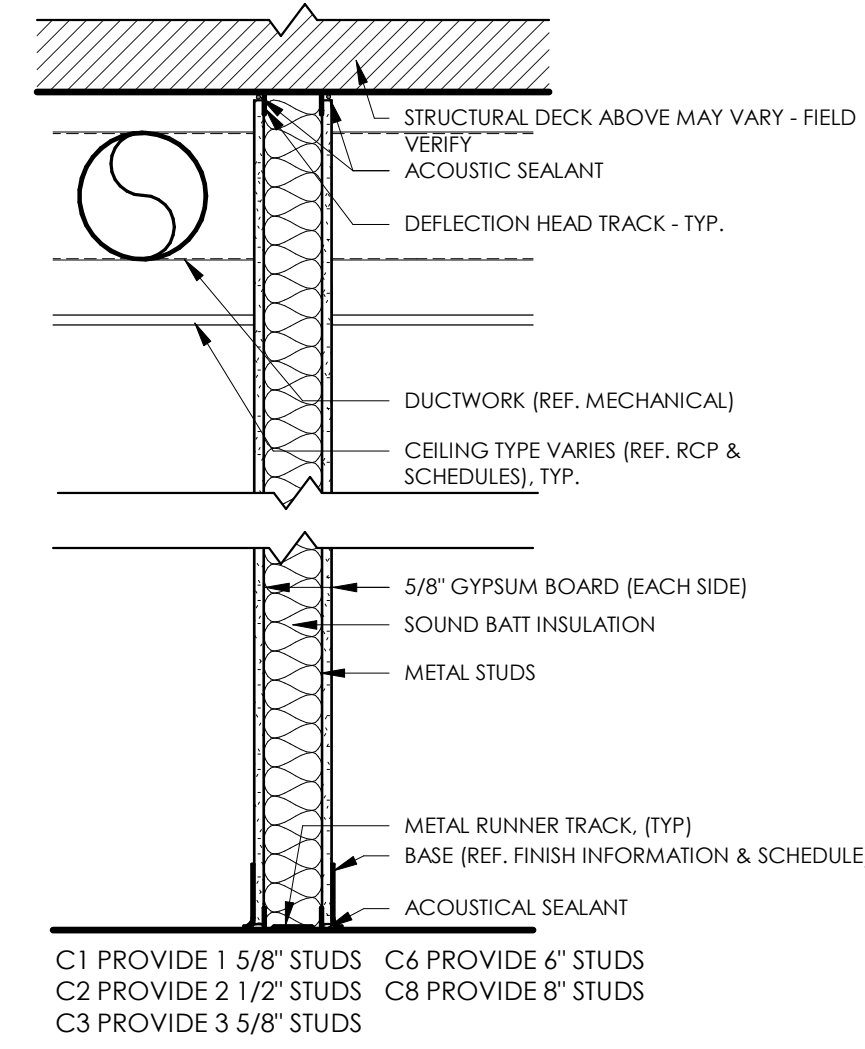
TYPICAL RECEPTACLE LOCATION PLAN DETAIL



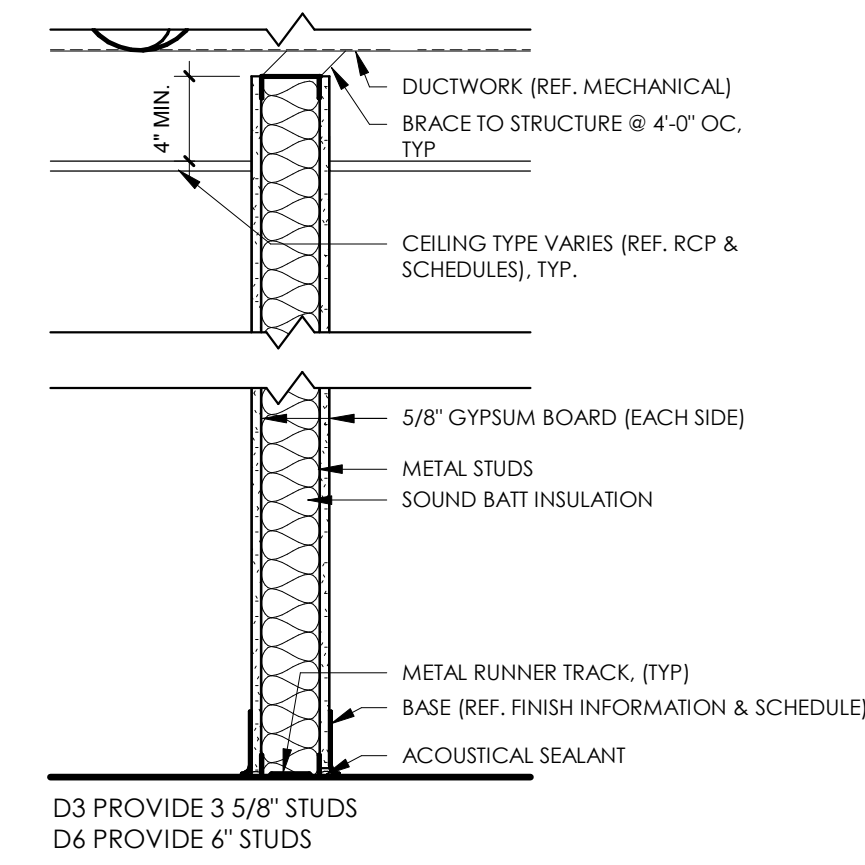
TYPICAL CONTINUITY PLAN DETAIL @ ACOUSTIC & NON-RATED WALLS

PARTITION GENERAL NOTES:

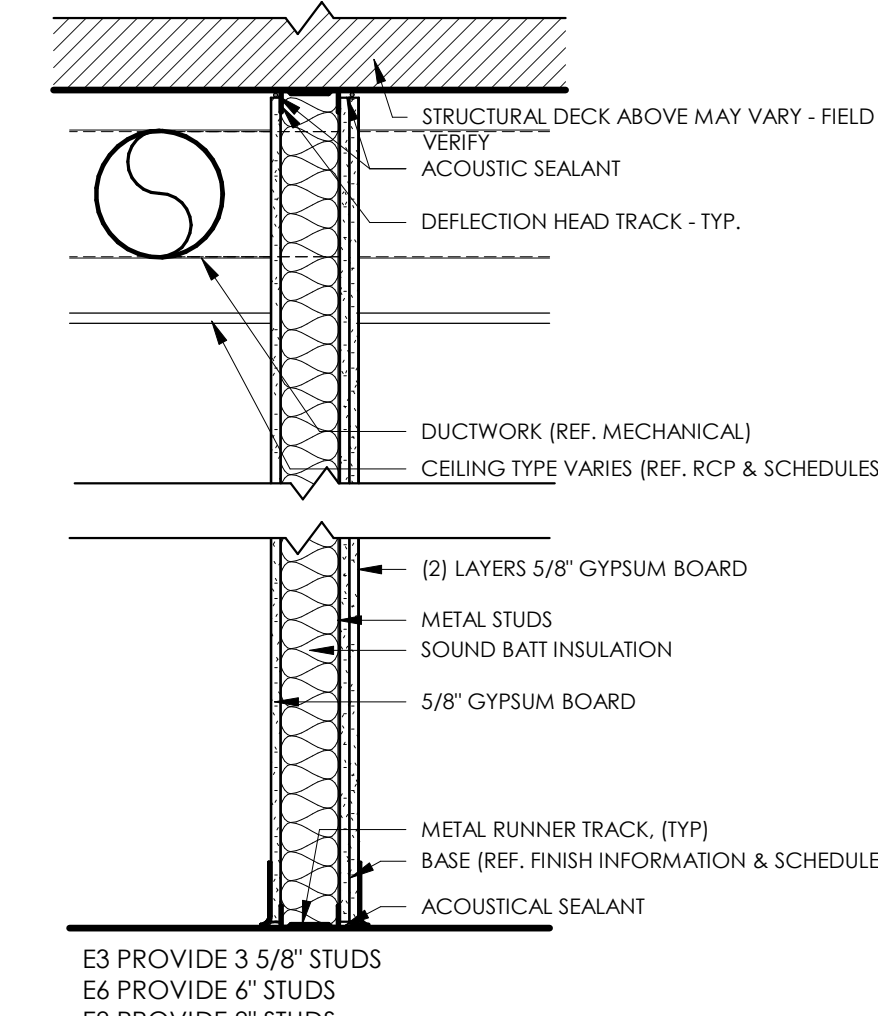
- CONTRACTOR TO FOLLOW THE FOLLOWING WALL PRIORITIES:
- 2 HOUR WALLS SHALL MAINTAIN CONTINUITY OVER 1 HOUR WALLS
- 1 HOUR WALLS SHALL MAINTAIN CONTINUITY OVER SMOKE PARTITIONS
- SMOKE PARTITIONS SHALL MAINTAIN CONTINUITY OVER ADJACENT NON-RATED WALLS
- METAL STUD GAUGE SHALL BE 20 OR GREATER PER SSMA
- AT RATED WALLS - DOOR FRAME THROAT SIZE TO BE VERIFIED BY CONTRACTOR
- STUD SIZES VARY; REF. PLANS & UL ASSEMBLY REQUIREMENTS
- GYPSUM BOARD SHALL BE 5/8" TYPE X UNLESS OTHERWISE NOTED, SPECIFIED, OR REQUIRED
- SEAL ALL PENETRATIONS
- REFERENCE PLANS FOR LOCATIONS
- PROVIDE COATED GLASS MAT TILE BACKER BOARD AT ALL SHOWER & WET AREAS AND AS BACKER FOR CERAMIC WALL TILE. TOLLET & SINK AREAS TO RECEIVE MOISTURE-RESISTANT GYP BOARD. PROVIDE 20GA. STUDS AS REQUIRED IN TCNA AND GA-216.
- PROVIDE 20GA. DOUBLE STUDS FULL HEIGHT AT ALL INTERIOR DOOR JAMBS.



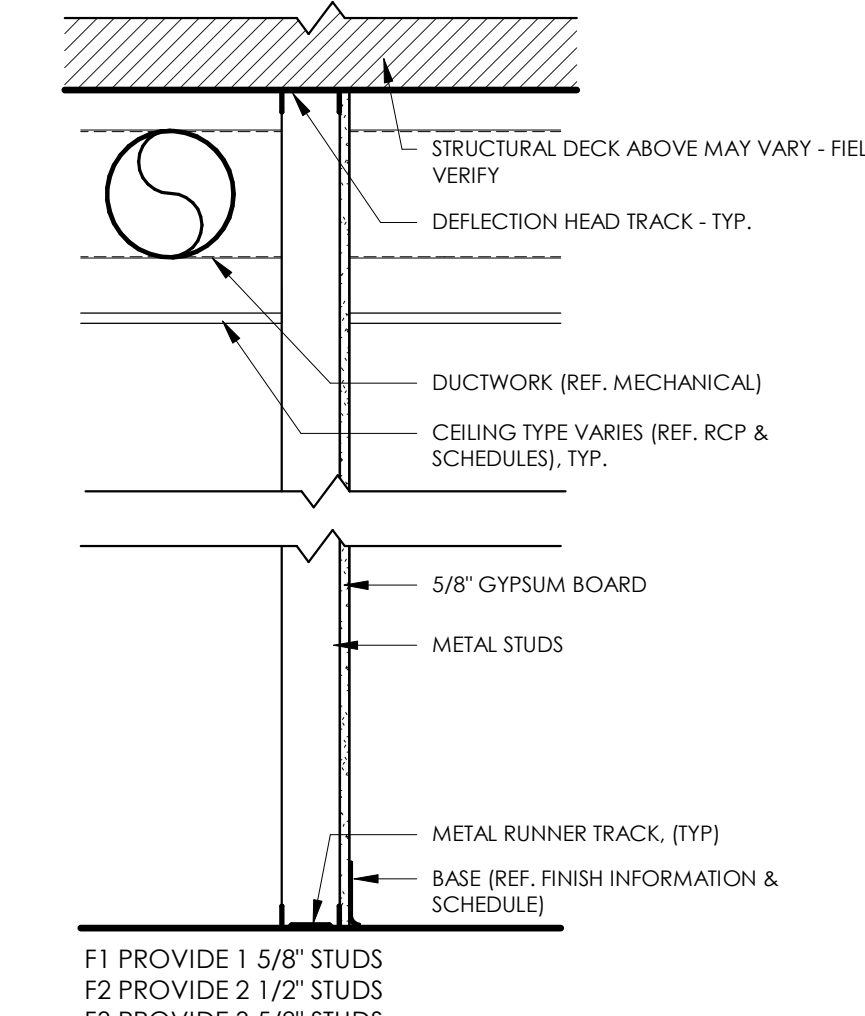
C TYPICAL ACOUSTIC ASSEMBLY (45-STC) TYPE "C"
1" = 1'-0"



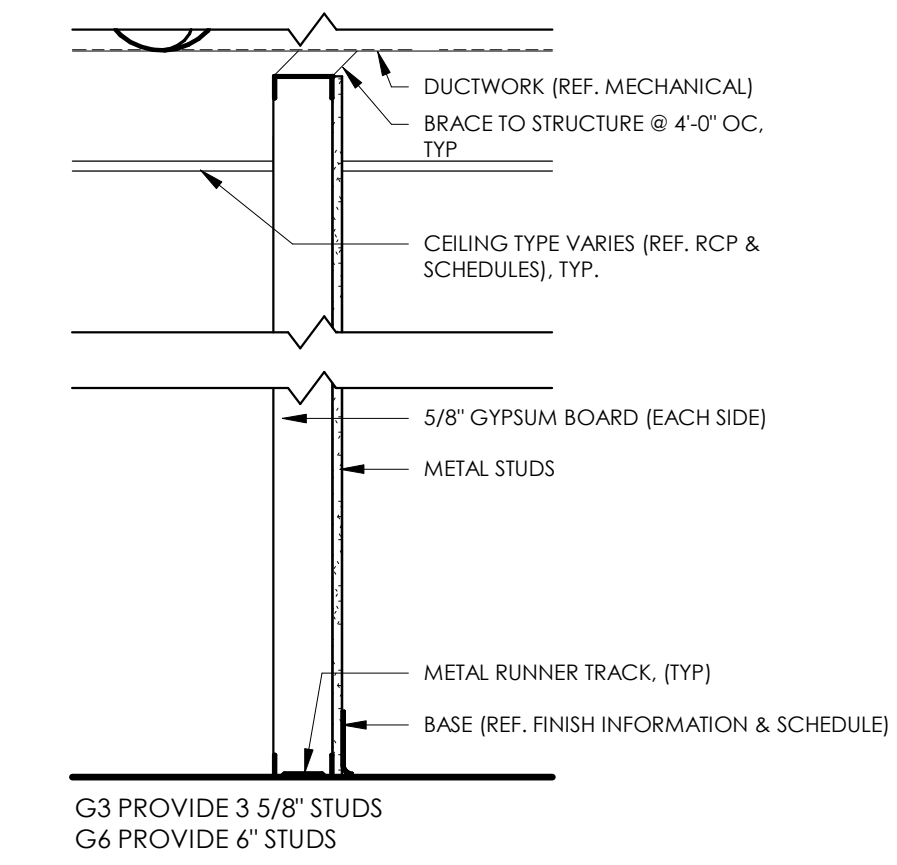
D TYPICAL PARTIAL HEIGHT PARTITION TYPE "D"
1" = 1'-0"



E TYPICAL ACOUSTIC ASSEMBLY (60-STC) TYPE "E"
1" = 1'-0"



F TYPICAL FULL HEIGHT FURRING TYPE "F"
1" = 1'-0"



G TYPICAL PARTIAL HEIGHT FURRING TYPE "G"
1" = 1'-0"

No.	Date	Description

PROGRESS DRAWING
9/29/2024 7:04:13 PM
NOT FOR CONSTRUCTION

Project No.: 2040-821203
Date: 09/30/2024
Scale: 1" = 1'-0"

MERCY NWA HOSPITAL
Building No.: 1388
ROGERS 7TH FLOOR ICU
2710 RIFE MEDICAL LANE, ROGERS, AR 72758

GENERAL PARTITION TYPES



Architect Logo

No.	Date	Description

PROGRESS DRAWING
9/29/2024 7:04:21 PM
NOT FOR CONSTRUCTION

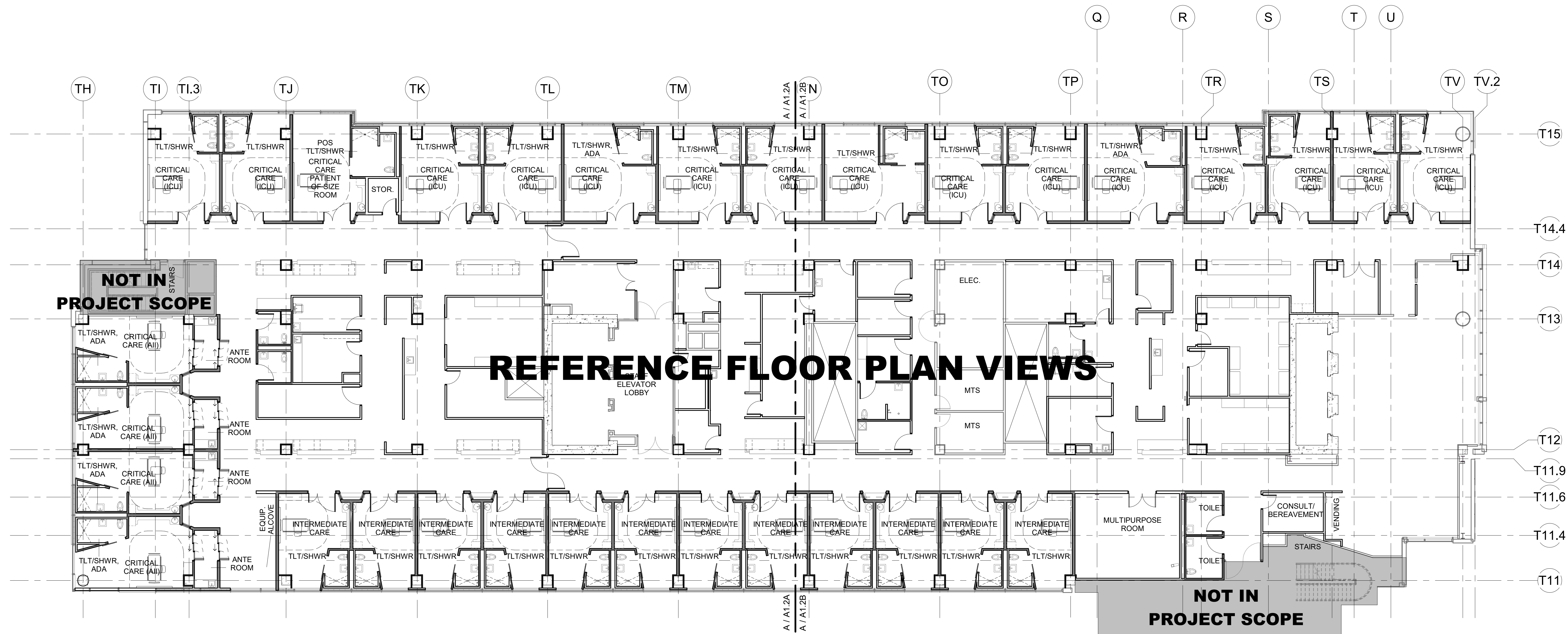
Sheet No.

Building No.: 1388
Mercy Project No.: 2040-821203
Date: 09/30/2024
Scale: As indicated

MERCY NWA HOSPITAL
Building No.: 1388
ROGERS 7TH FLOOR ICU
2710 RIFE MEDICAL LANE, ROGERS, AR 72758
Sheet Name: 7TH FLOOR OVERALL FLOOR PLAN - DIMENSIONS



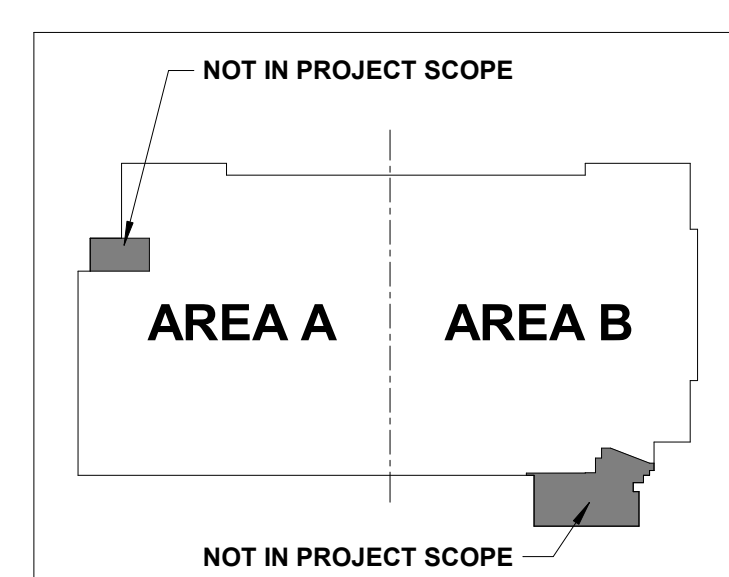
Floor No.: 7TH FLOOR
Sheet No.: **A1.1**



NOT IN PROJECT SCOPE

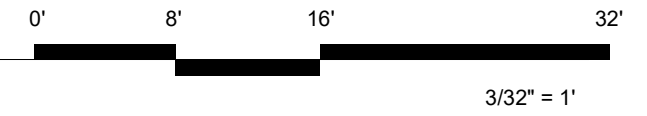
REFERENCE FLOOR PLAN VIEWS

NOT IN PROJECT SCOPE



KEY PLAN
*THIS SHEET IS INTENDED TO BE PRINTED IN COLOR

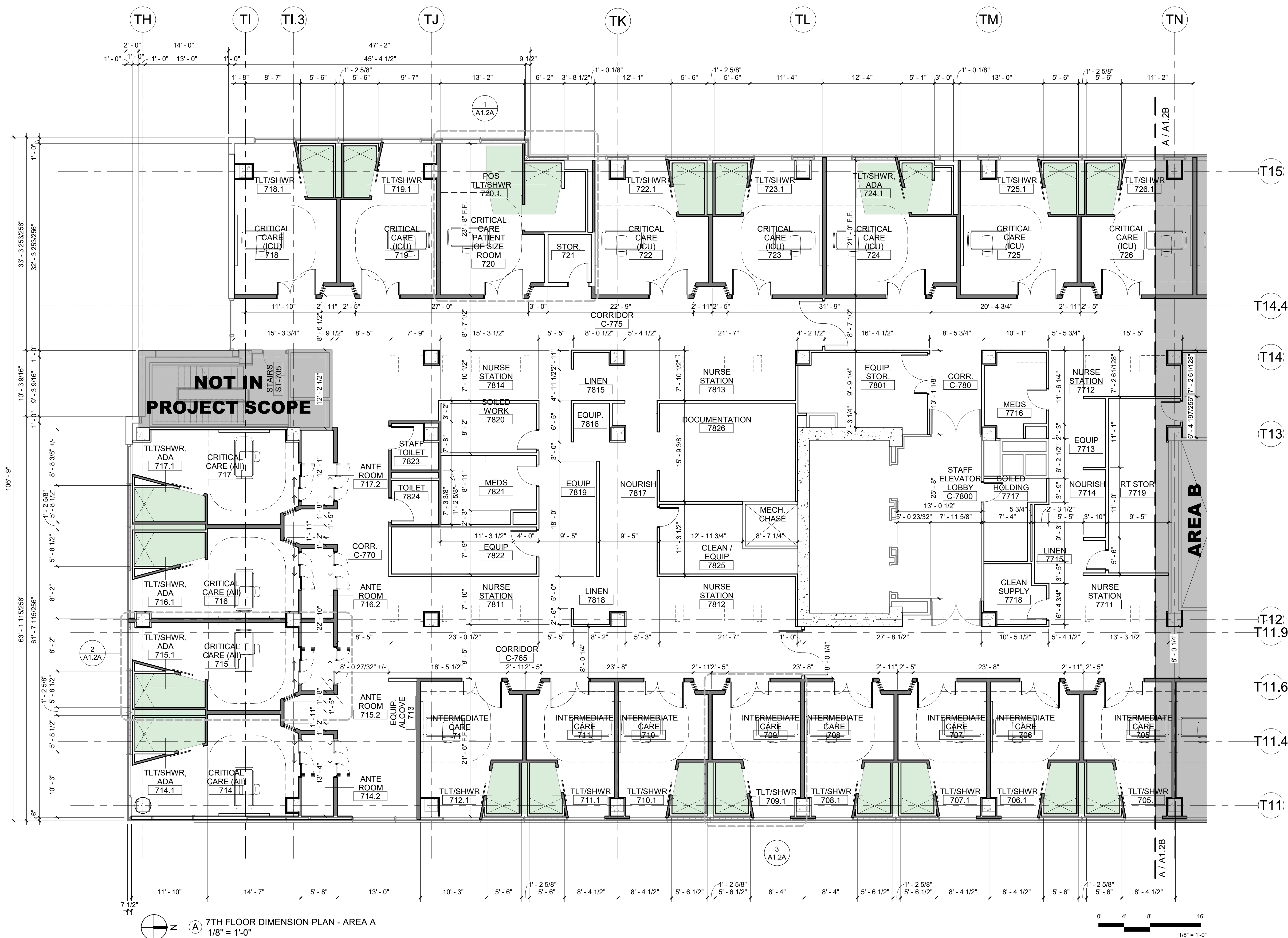
7TH FLOOR DIMENSION PLAN - OVERALL
3/32" = 1'-0"



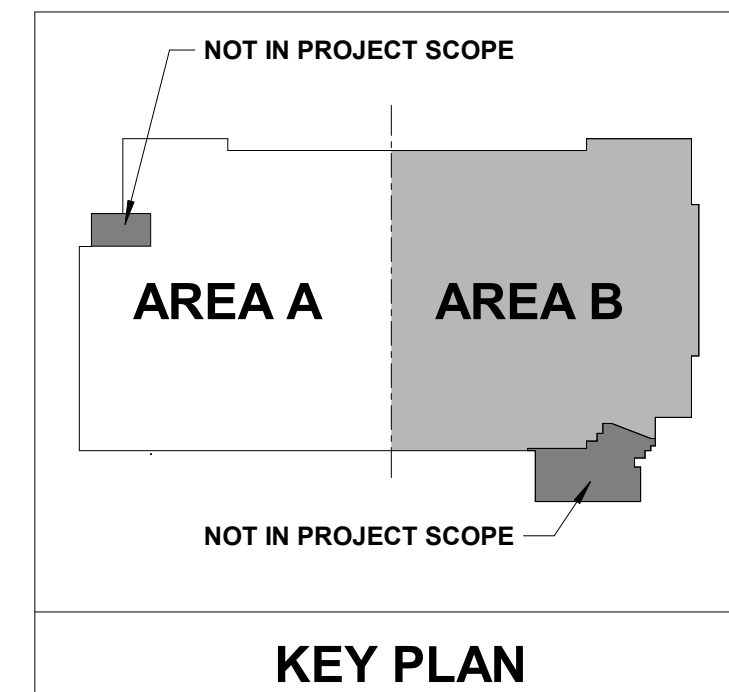
LEGEND FOR WALL TAGS

WALL TYPE:
X WALL TAG DENOTES WALL/PARTITION ASSEMBLY TYPE, REFERENCE TYPICAL PARTITIONS, DETAILS, AND SPECIFICATIONS.

PLAN NOTES - FLOOR PLAN



7TH FLOOR DIMENSION PLAN - AREA A
1/8" = 1'-0"



KEY PLAN

No.	Date	Description

PROGRESS DRAWING
9/29/2024 7:04:26 PM
NOT FOR CONSTRUCTION

Mercy Project No.: 2040-821203
Date: 09/30/2024
Scale: As indicated

MERCY NWA HOSPITAL
Building No.: 1388
ROGERS 7TH FLOOR ICU
2710 RIFE MEDICAL LANE, ROGERS, AR 72758
7TH FLOOR PLAN - DIMENSIONS - AREA A



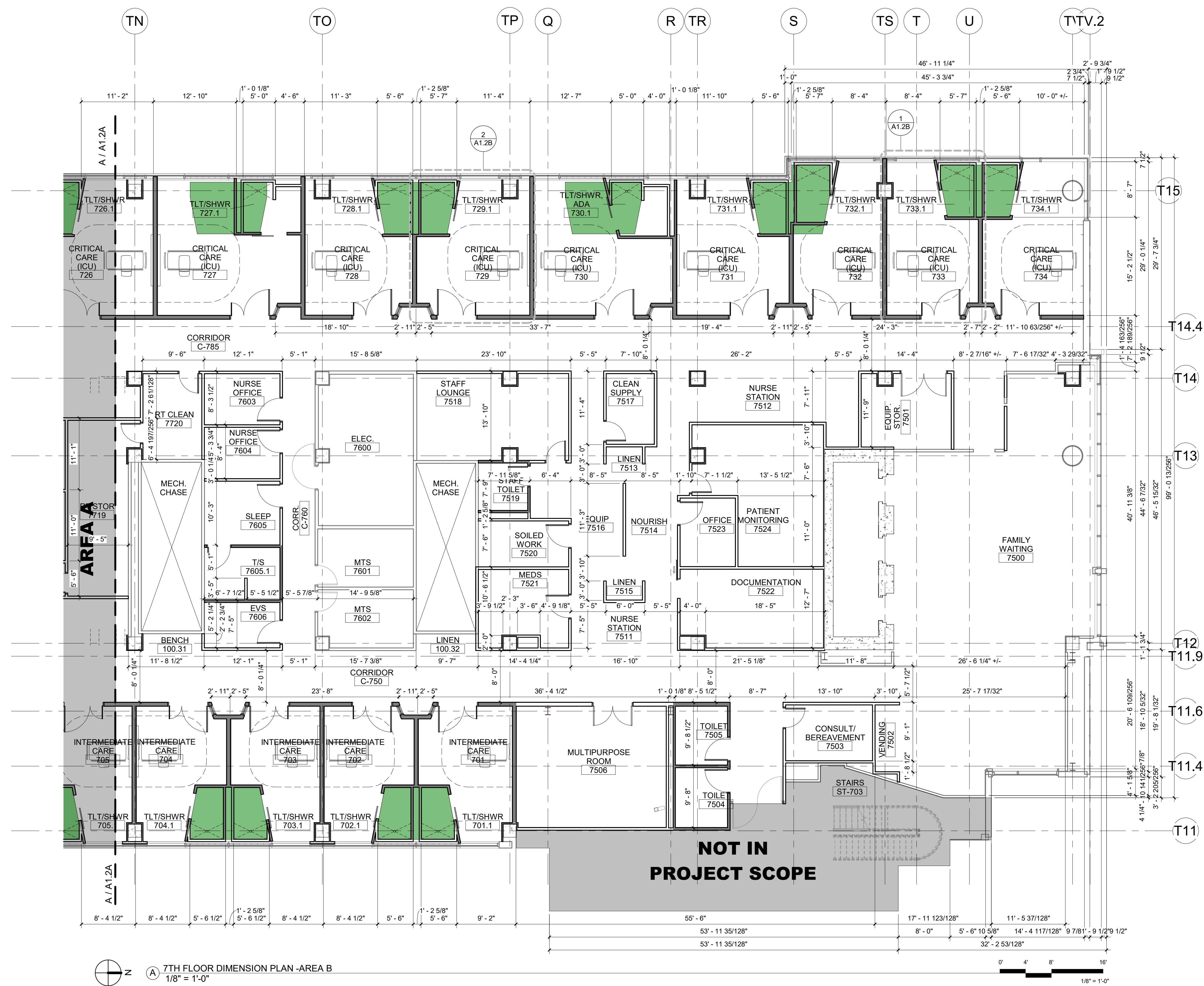
7TH FLOOR
A1.1A

LEGEND FOR WALL TAGS

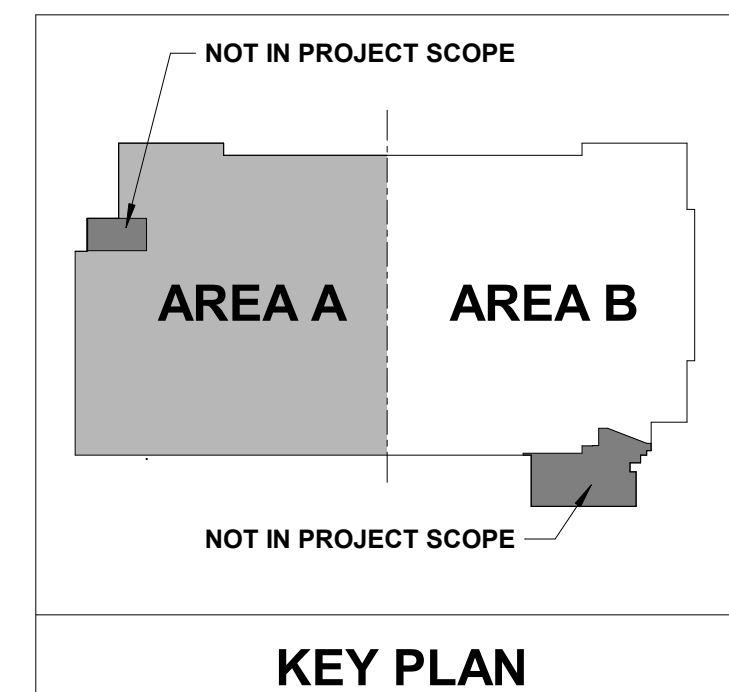
WALL TYPE:

X WALL TAG DENOTES WALL/PARTITION ASSEMBLY TYPE. REFERENCE TYPICAL PARTITIONS, DETAILS, AND SPECIFICATIONS.

PLAN NOTES - FLOOR PLAN



7TH FLOOR DIMENSION PLAN - AREA B
1/8" = 1'-0"



KEY PLAN

No.	Date	Description

PROGRESS DRAWING
9/29/2024 7:04:30 PM
NOT FOR CONSTRUCTION

Project No.: 2040-821203
Date: 09/30/2024
Scale: As indicated

MERCY NWA HOSPITAL
Building No.: 1388
ROGERS 7TH FLOOR ICU
2710 RIFE MEDICAL LANE, ROGERS, AR 72758

7TH FLOOR PLAN - DIMENSIONS - AREA B



7TH FLOOR
A1.1B

Architect Logo

No.	Date	Description

PROGRESS DRAWING
9/29/2024 7:04:38 PM
NOT FOR CONSTRUCTION

Sheets:

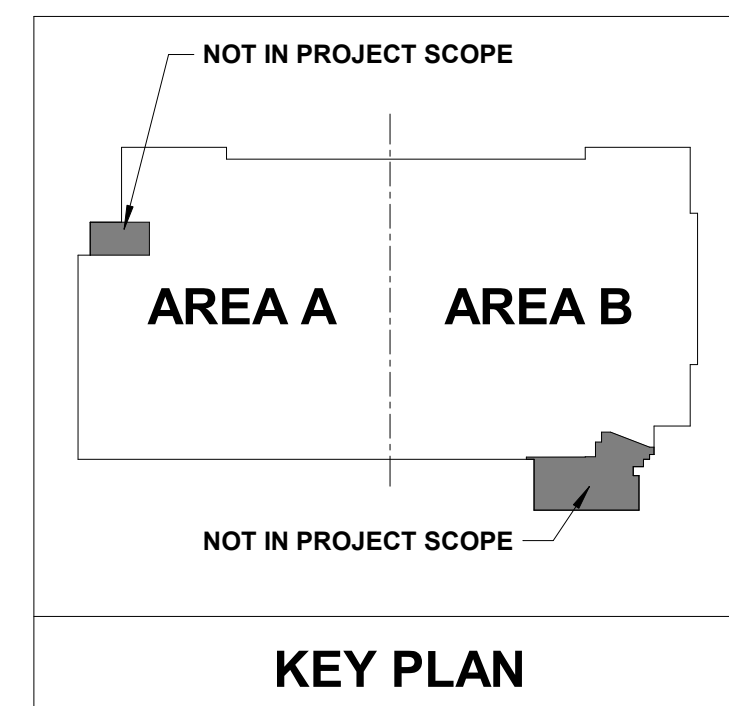
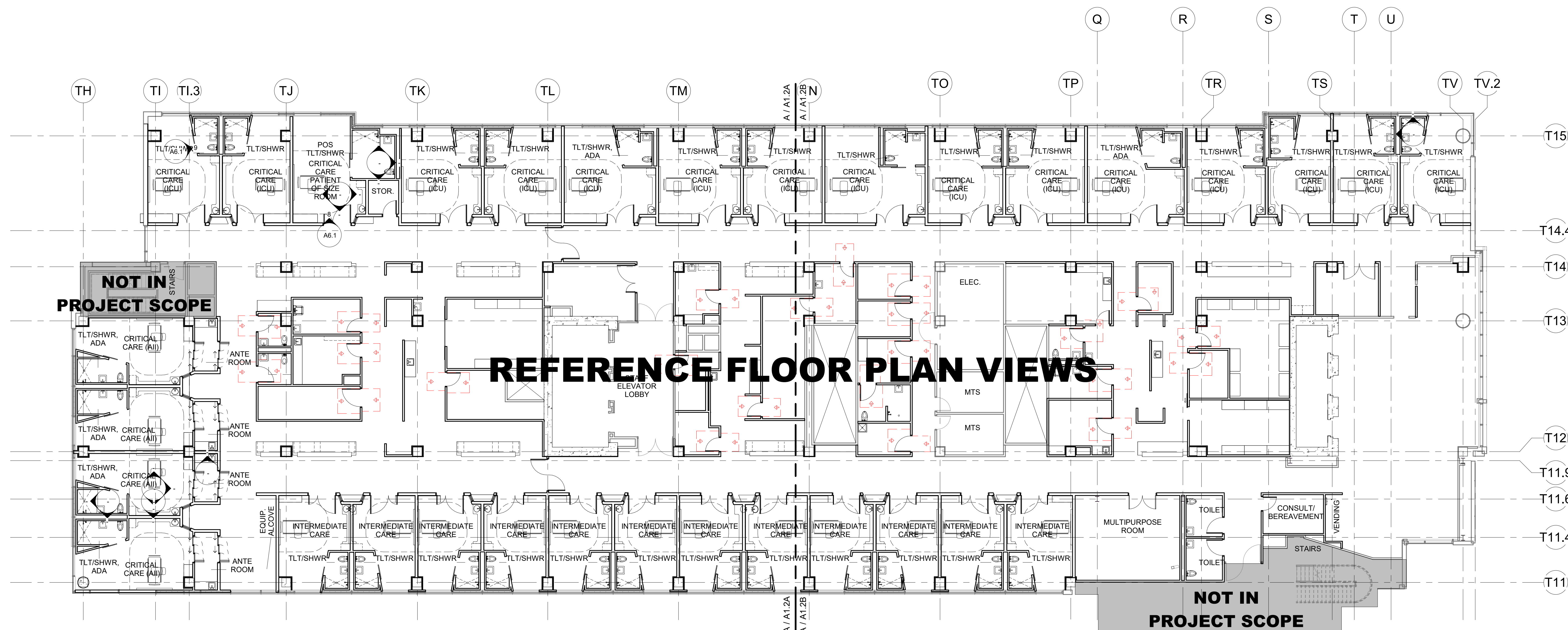
Project No.: 2040-821203
Date: 09/30/2024
Scale: As indicated

MERCY NWA HOSPITAL
Building No.: 1388
ROGERS 7TH FLOOR ICU
2710 RIFE MEDICAL LANE, ROGERS, AR 72758
Sheet Name: 7TH FLOOR OVERALL FLOOR PLAN - ANNOTATIONS

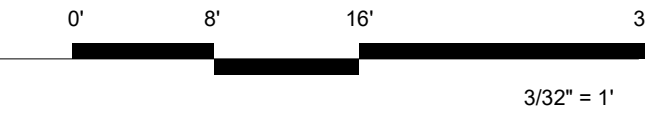


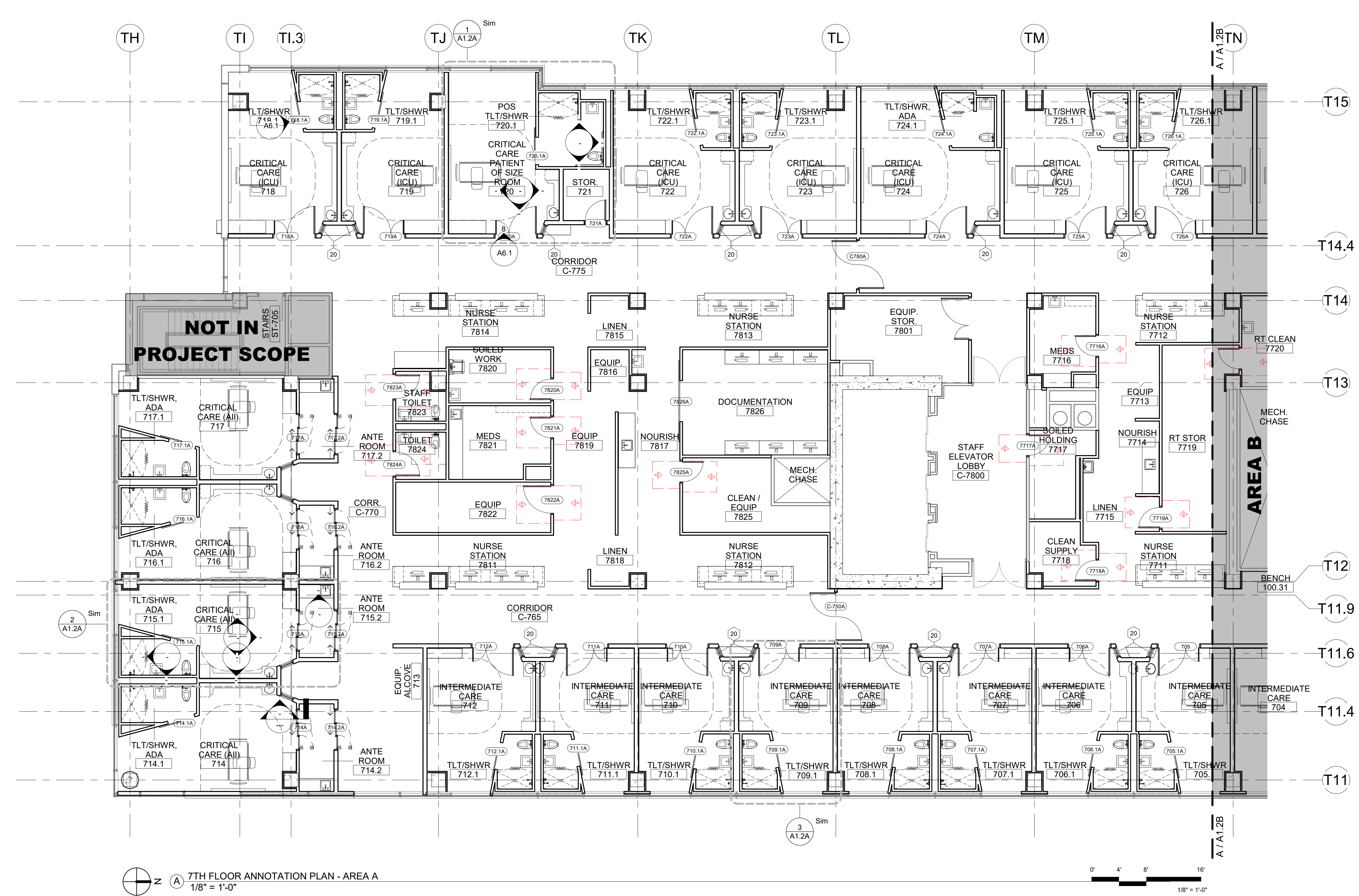
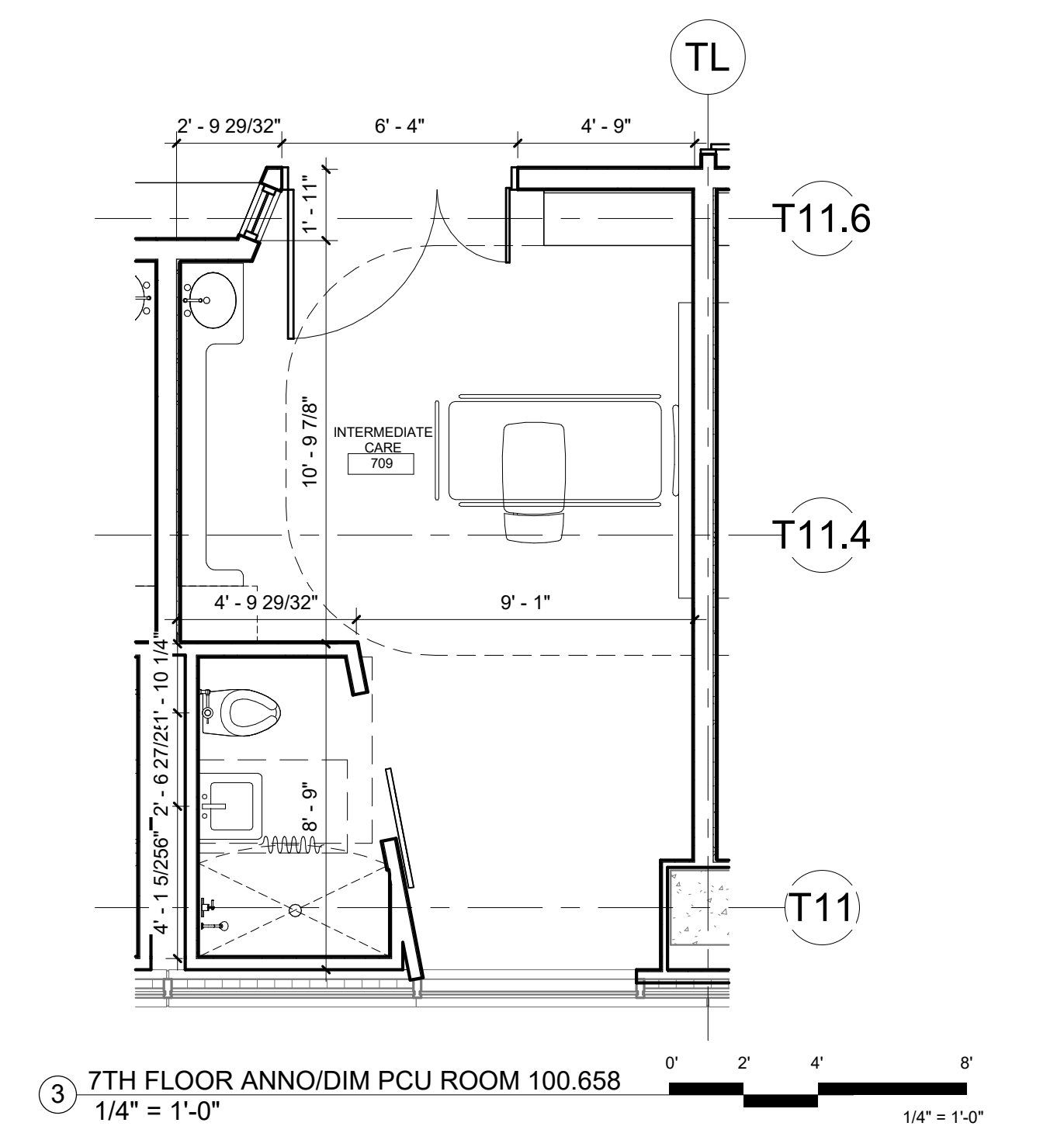
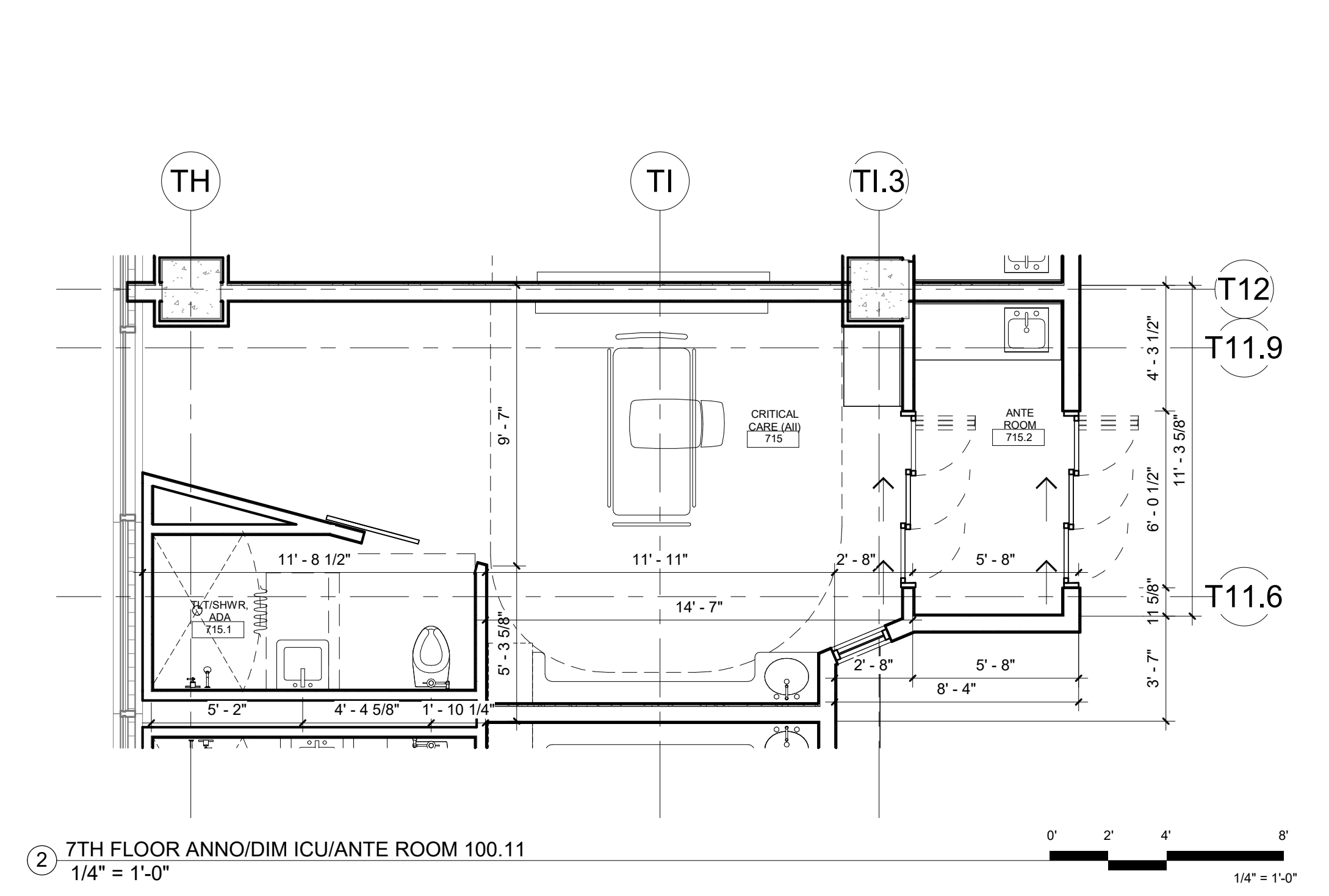
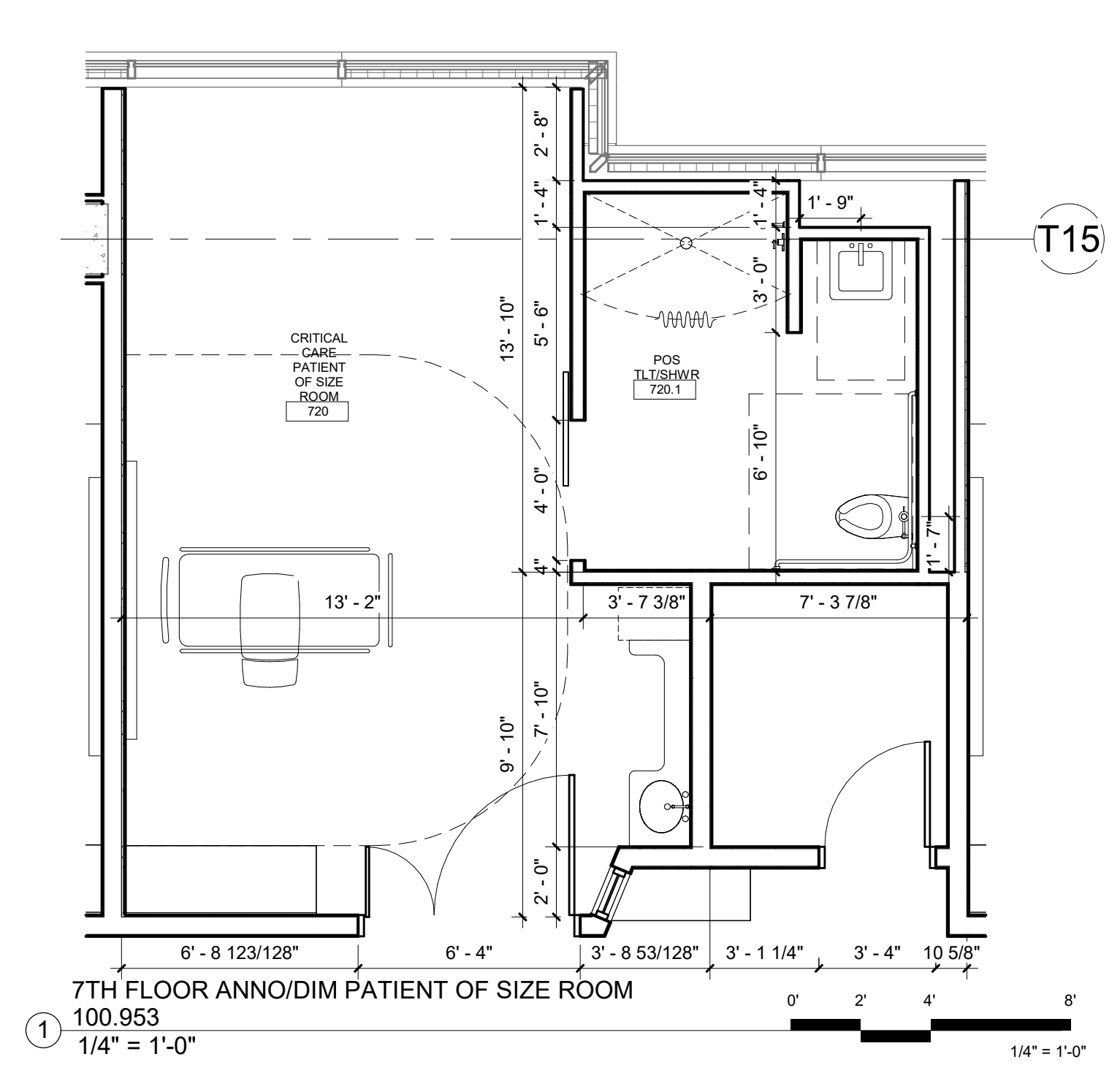
7TH FLOOR

A1.2



7TH FLOOR PLAN - OVERALL
3/32" = 1'-0"





Architect's Log

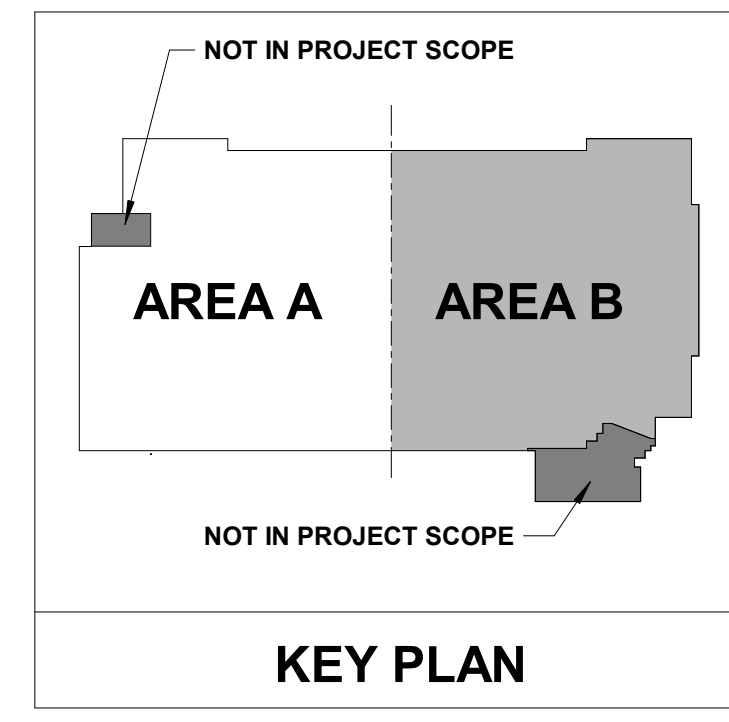
No.	Date	Description

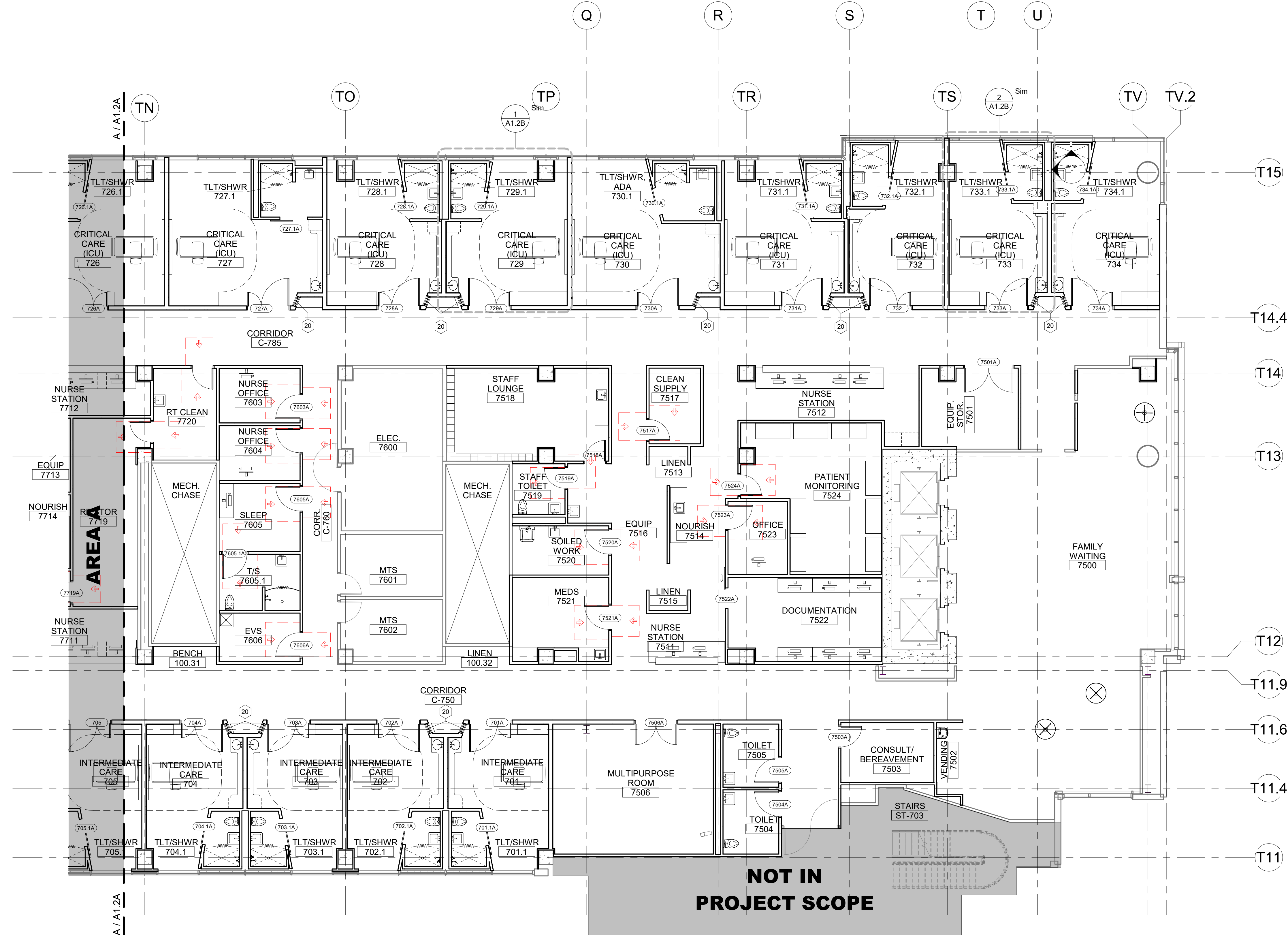
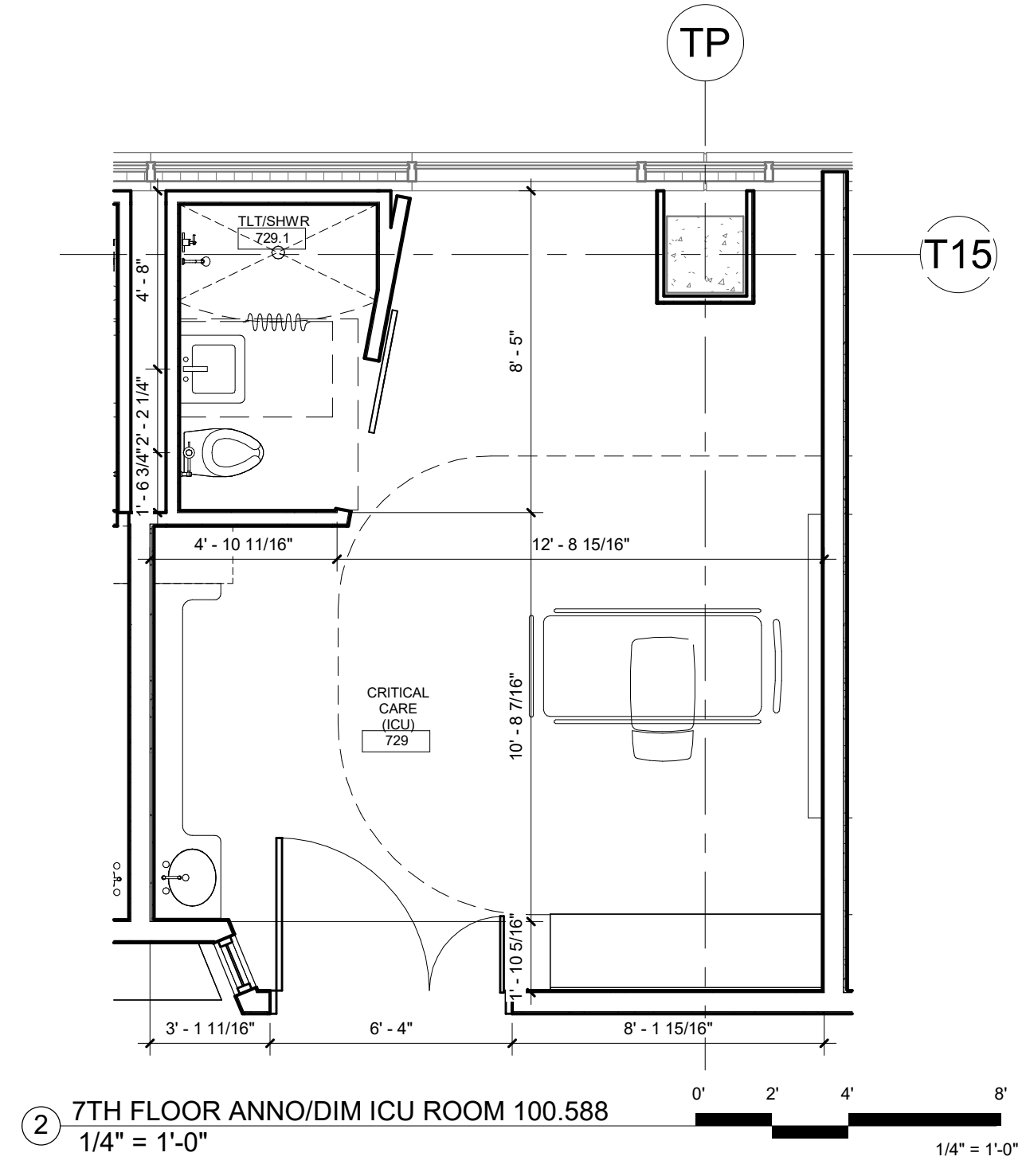
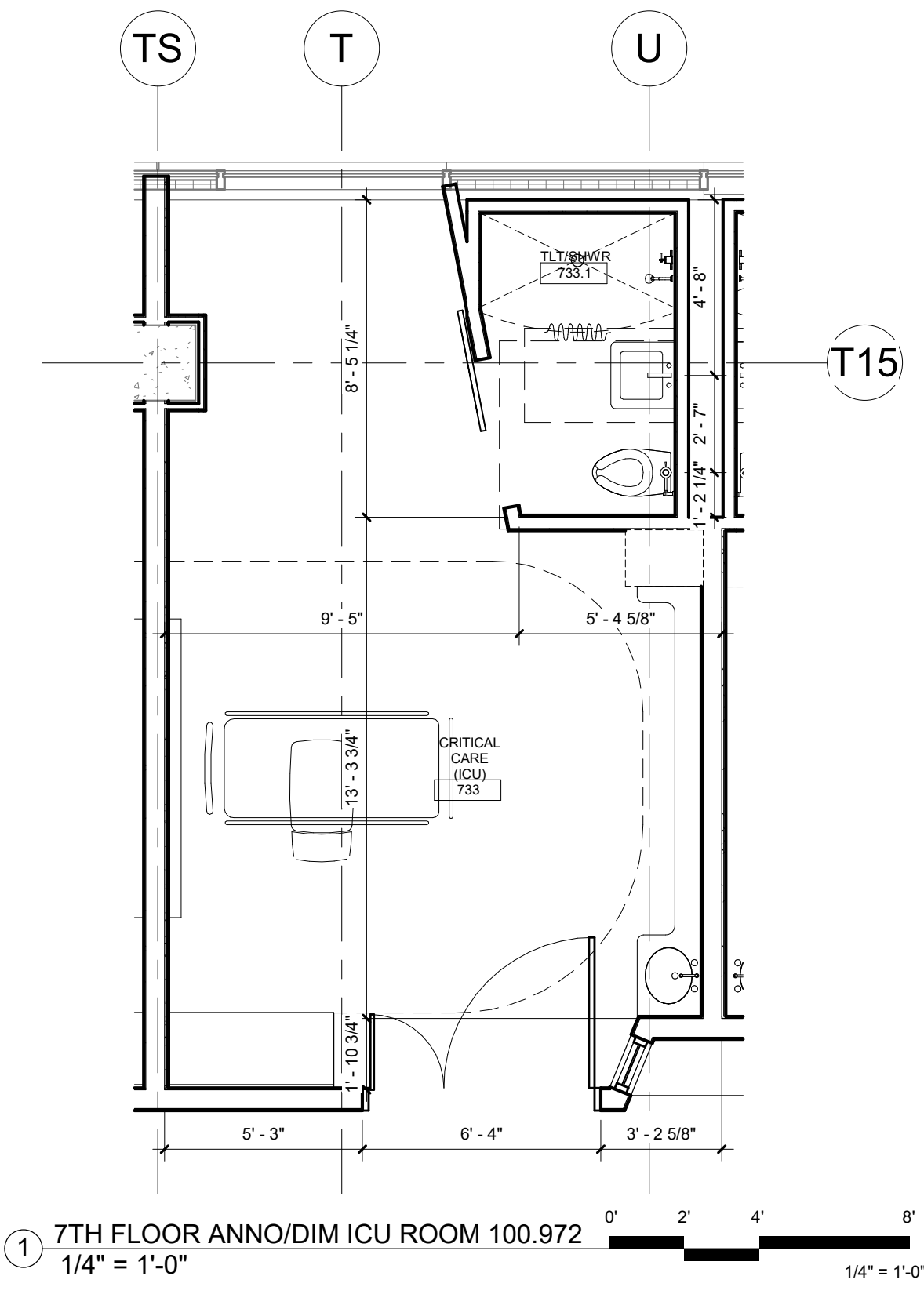
PROGRESS DRAWING
9/29/2024 7:04:42 PM
NOT FOR CONSTRUCTION

Sheet Name: 7TH FLOOR PLAN - ANNOTATIONS - AREA A
Mercy Project No.: 2040-821203
Date: 09/30/2024
Scale: As indicated

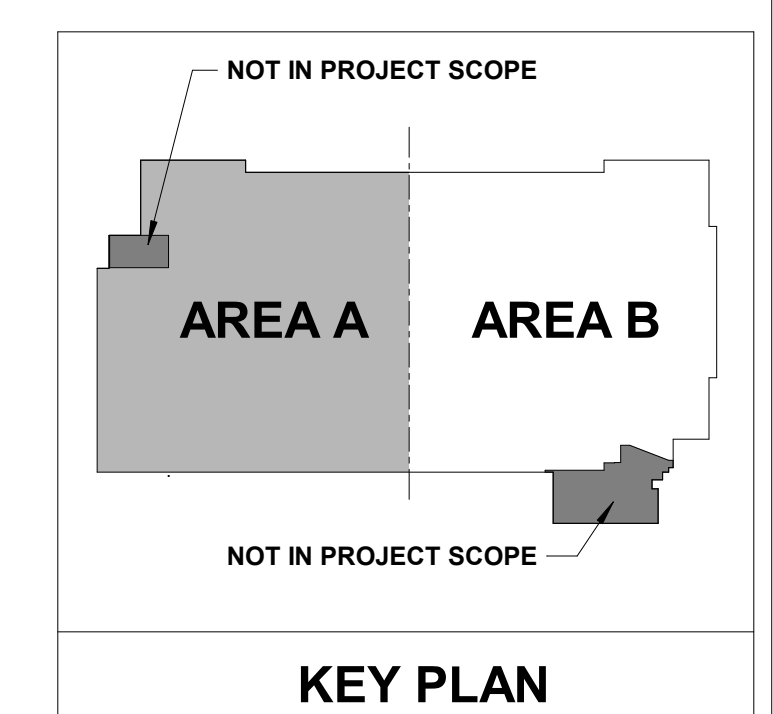
MERCY NWA HOSPITAL
Building No.: 1388
ROGERS 7TH FLOOR ICU
2710 RIFE MEDICAL LANE, ROGERS, AR 72758

7TH FLOOR
Sheet No.: **A1.2A**





A 7TH FLOOR ANNOTATION PLAN - AREA B
1/8" = 1'-0"



0' 4' 8' 16'
1/8" = 1'-0"

No.	Date	Description

PROGRESS DRAWING
9/29/2024 7:04:50 PM
NOT FOR CONSTRUCTION

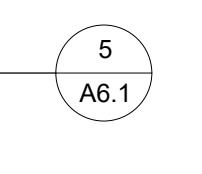
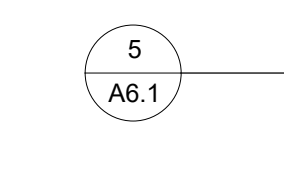
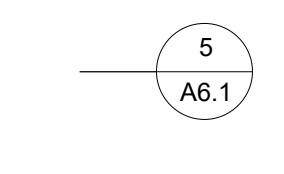
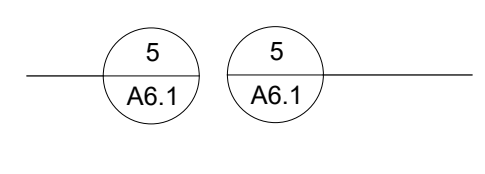
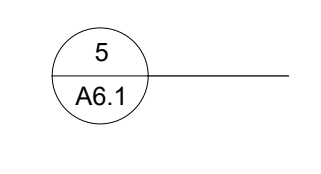
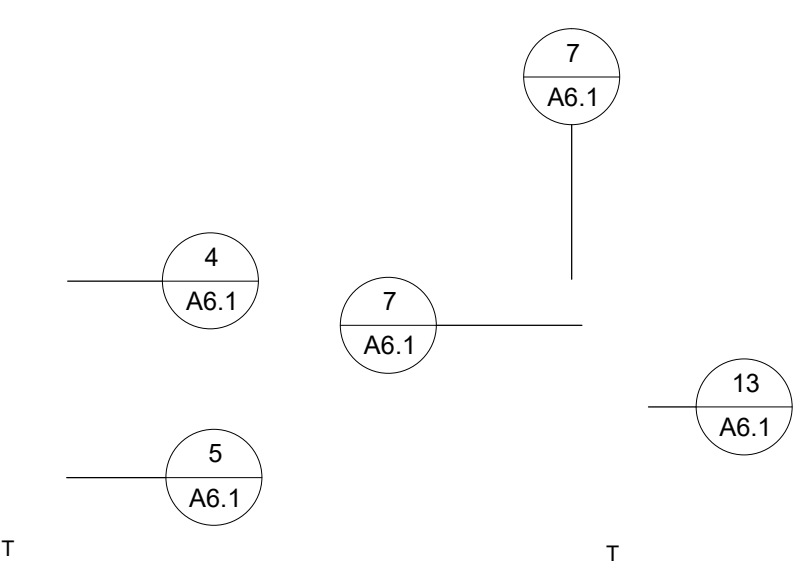
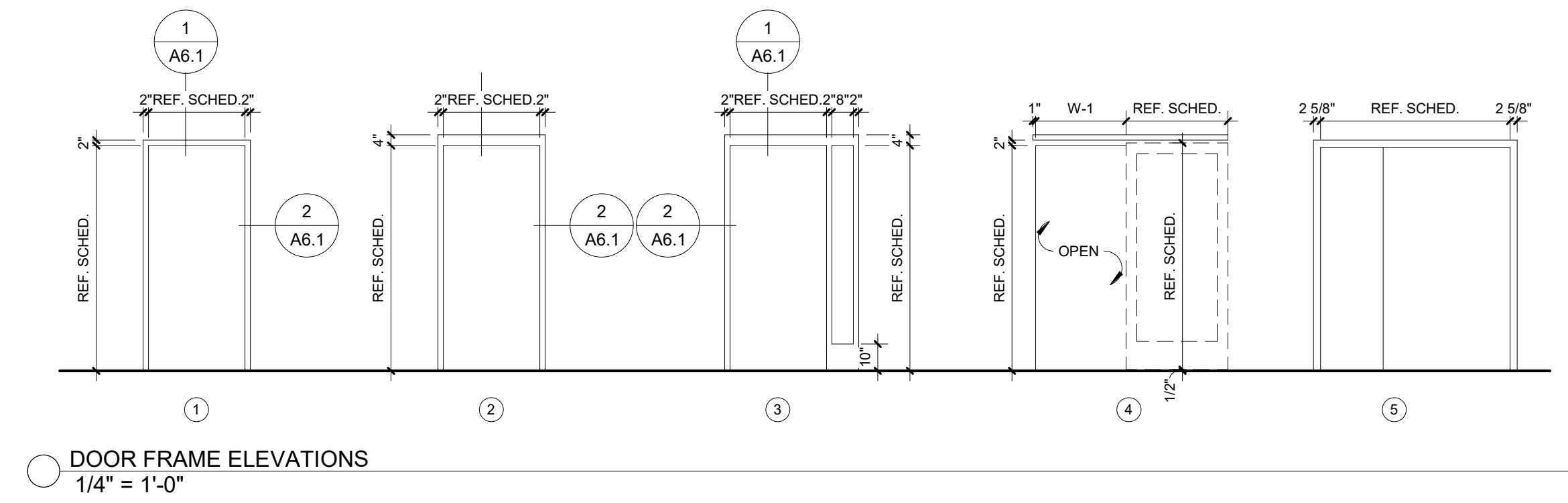
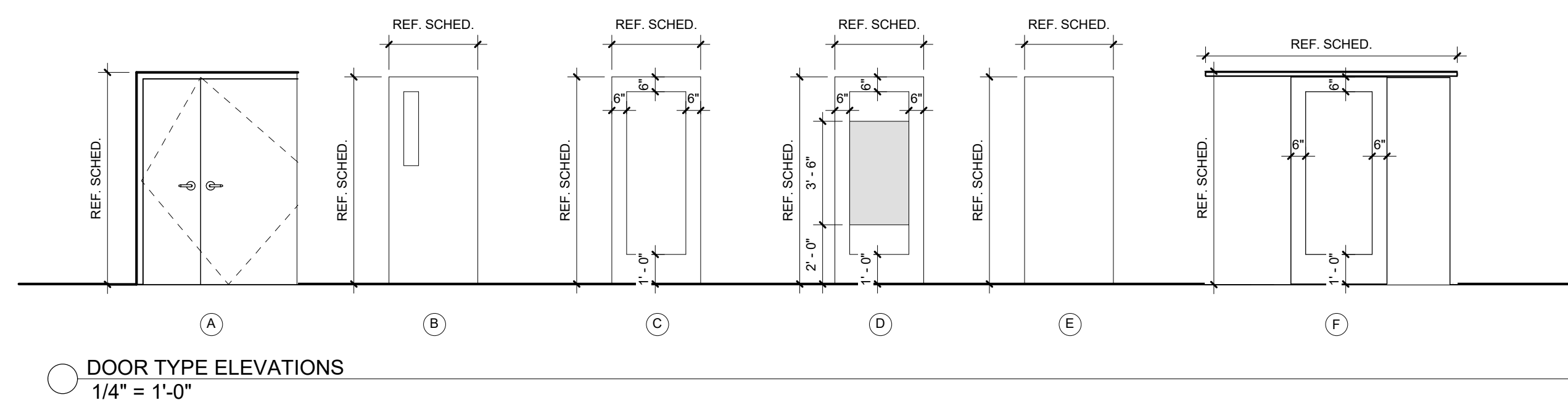
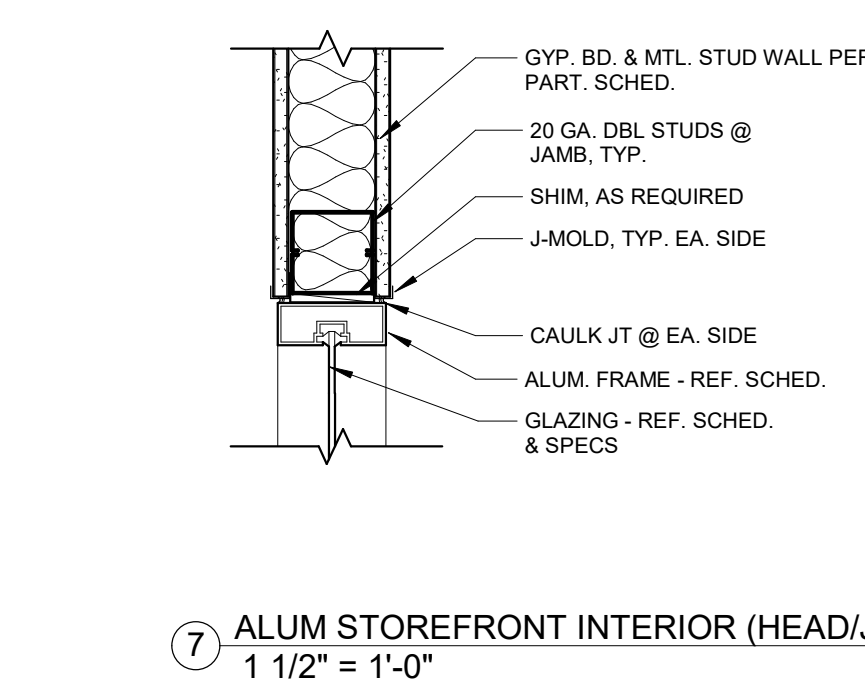
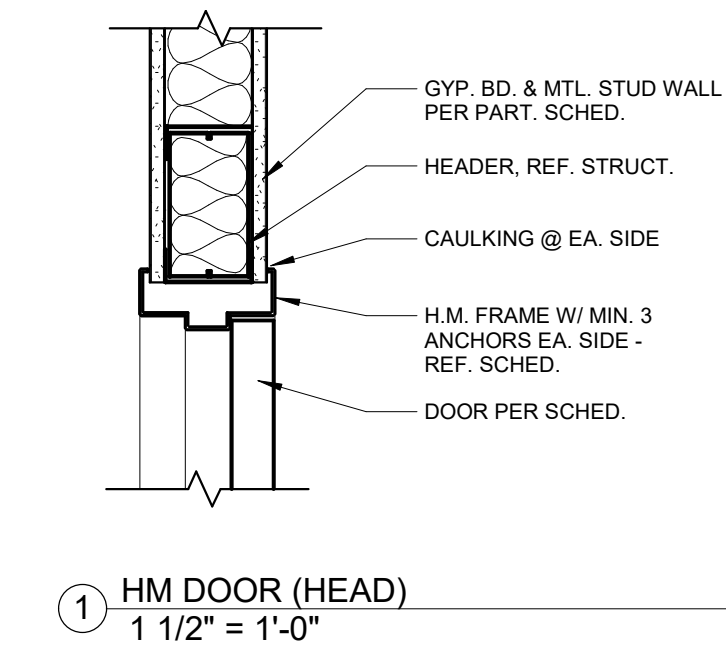
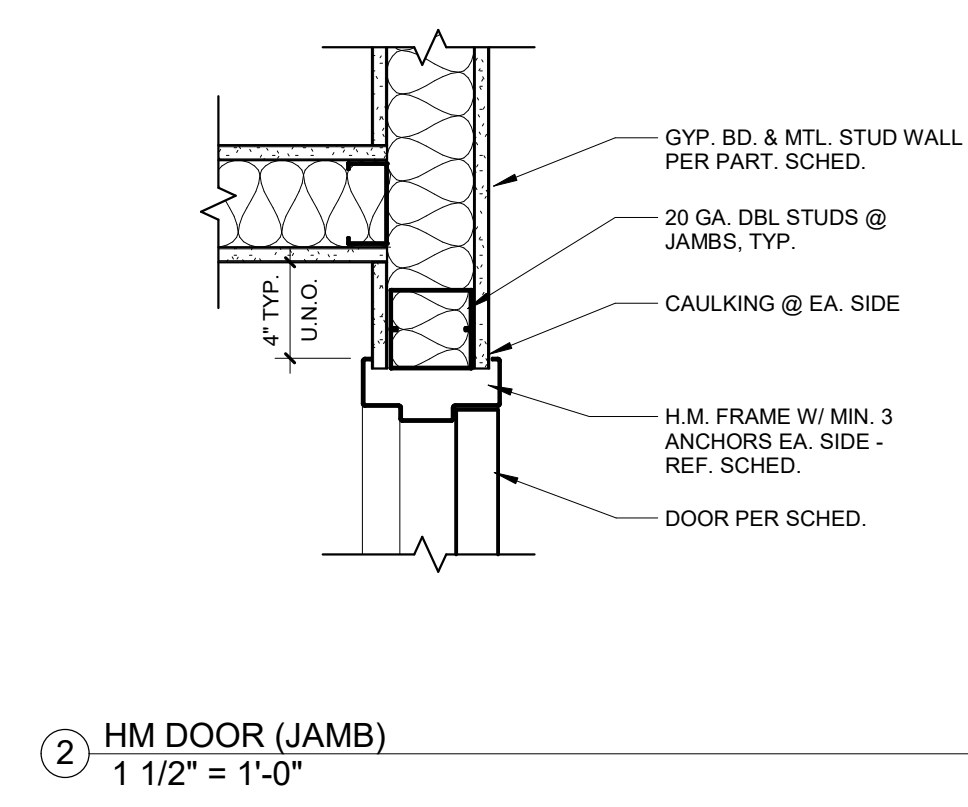
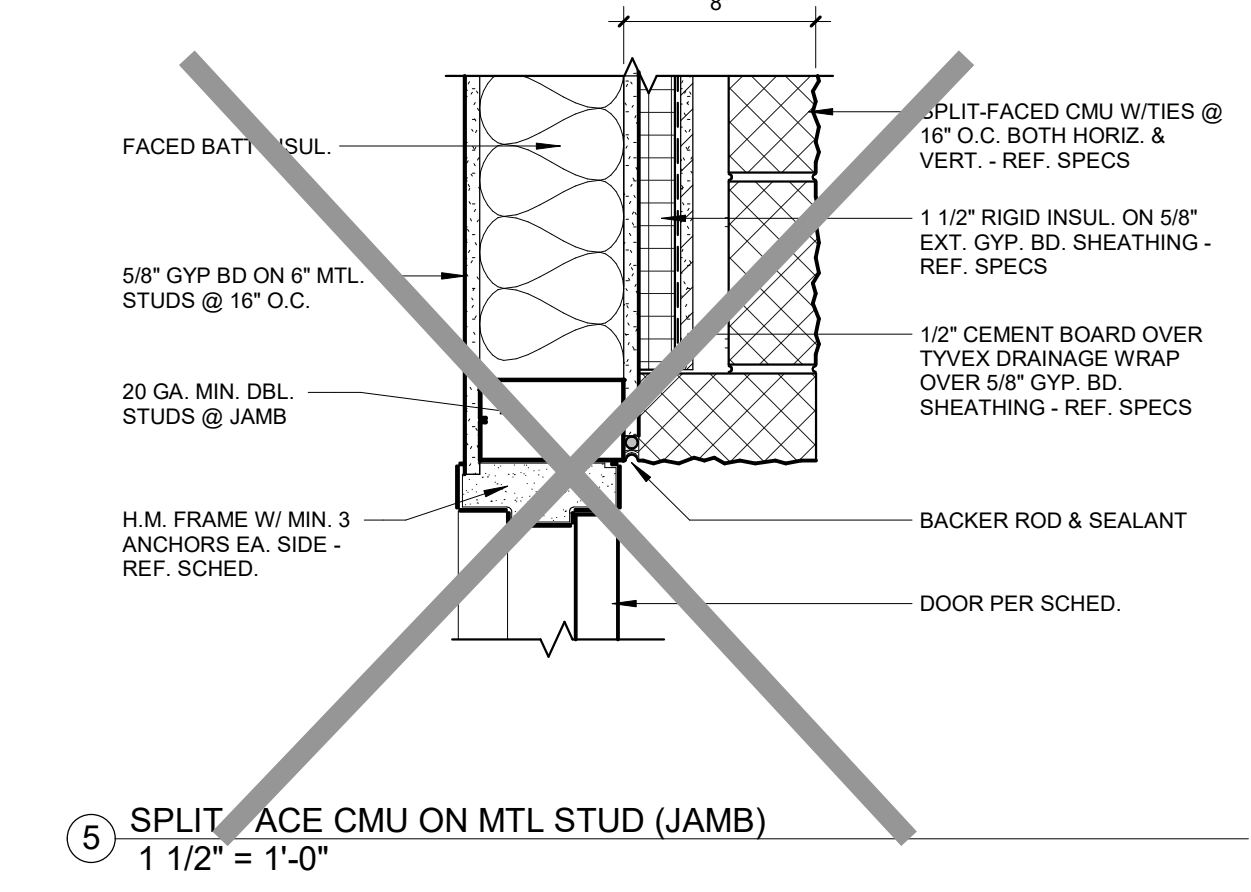
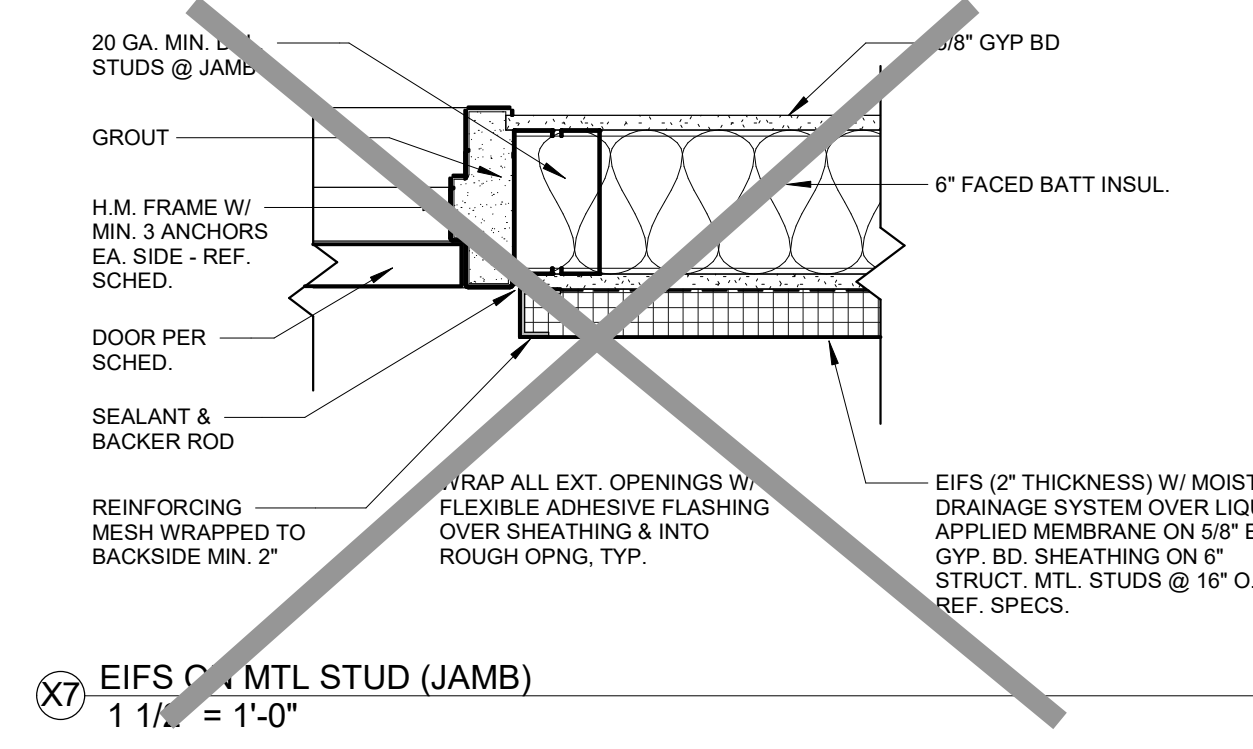
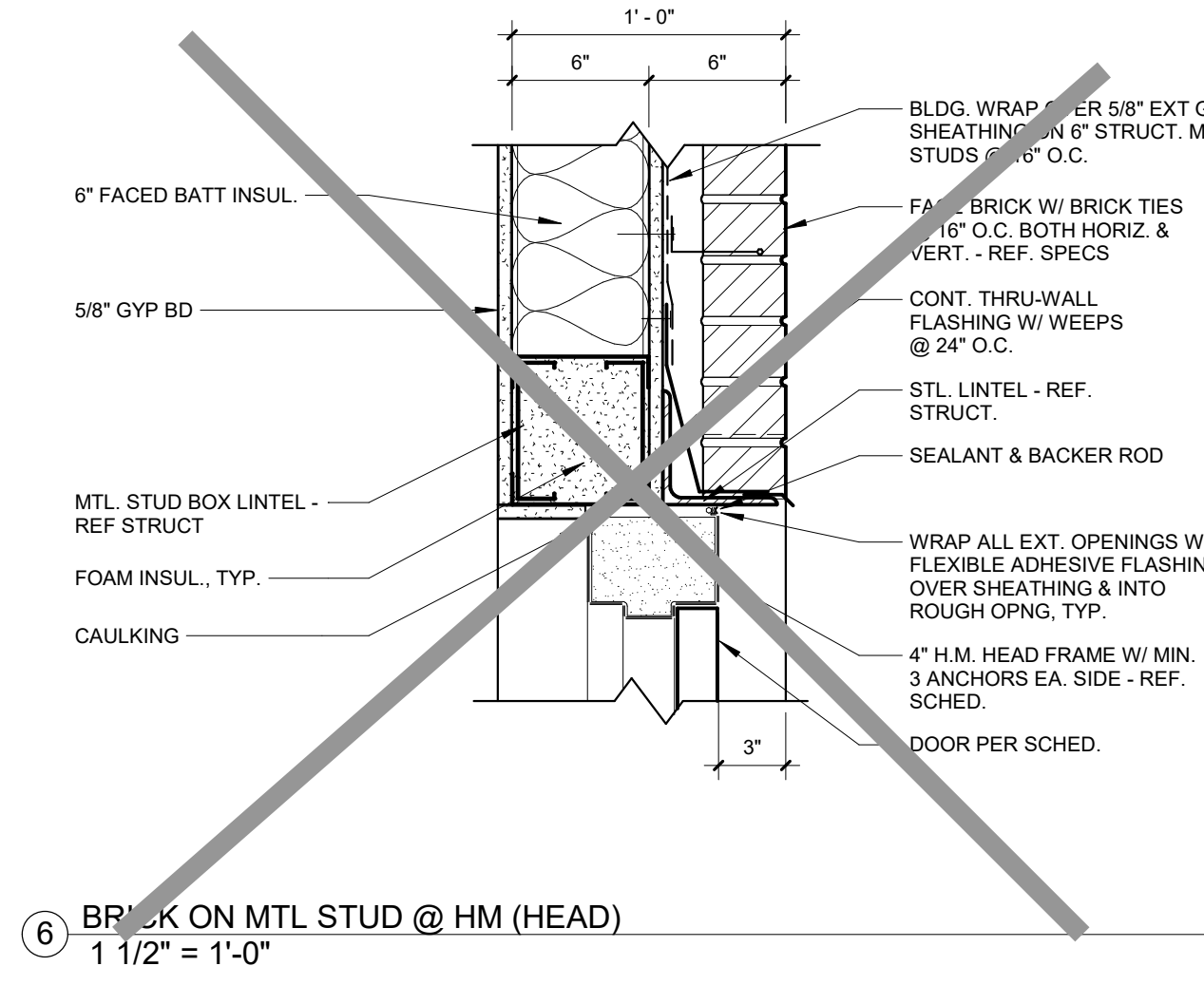
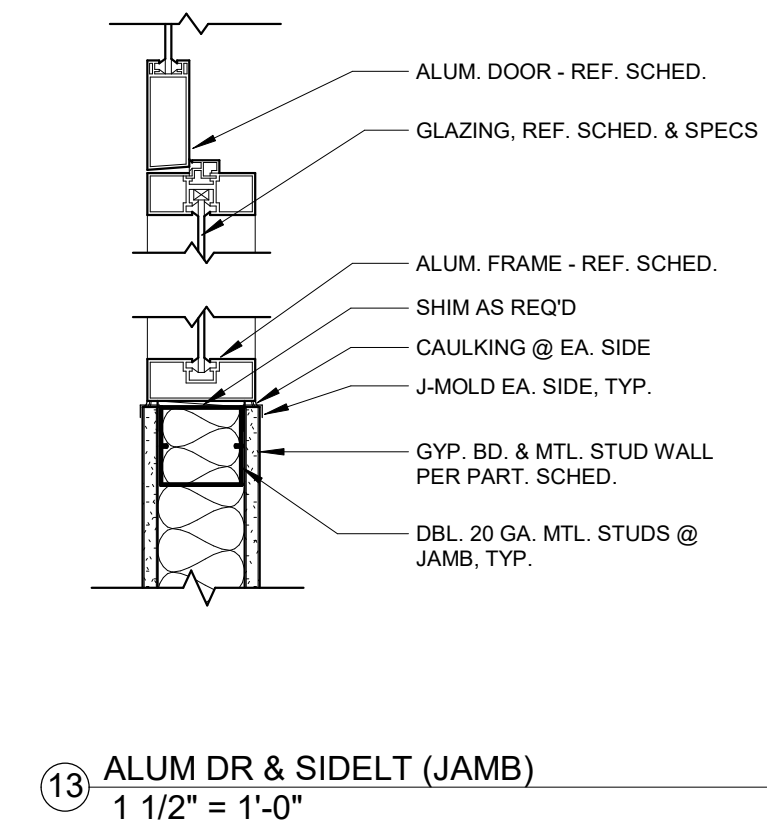
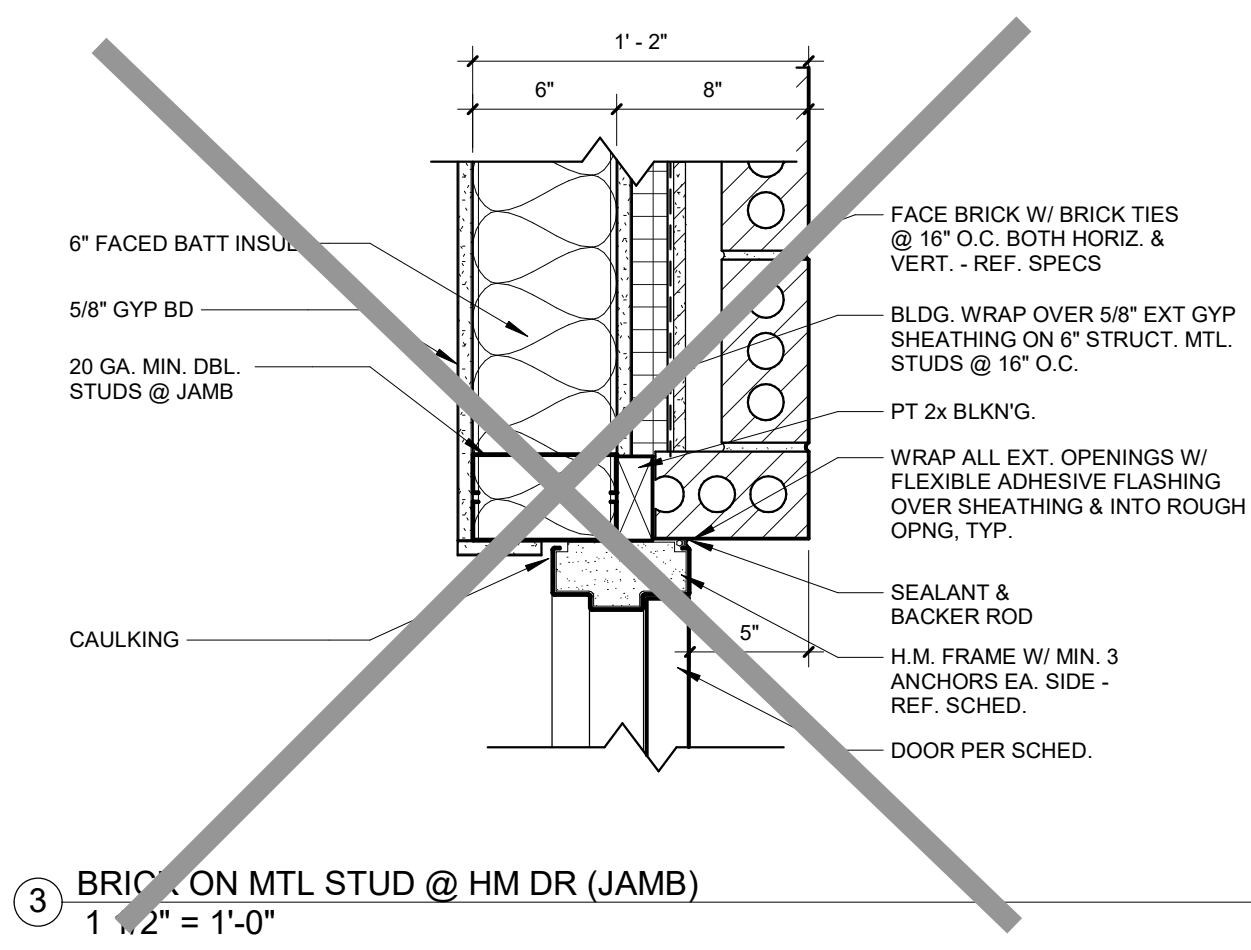
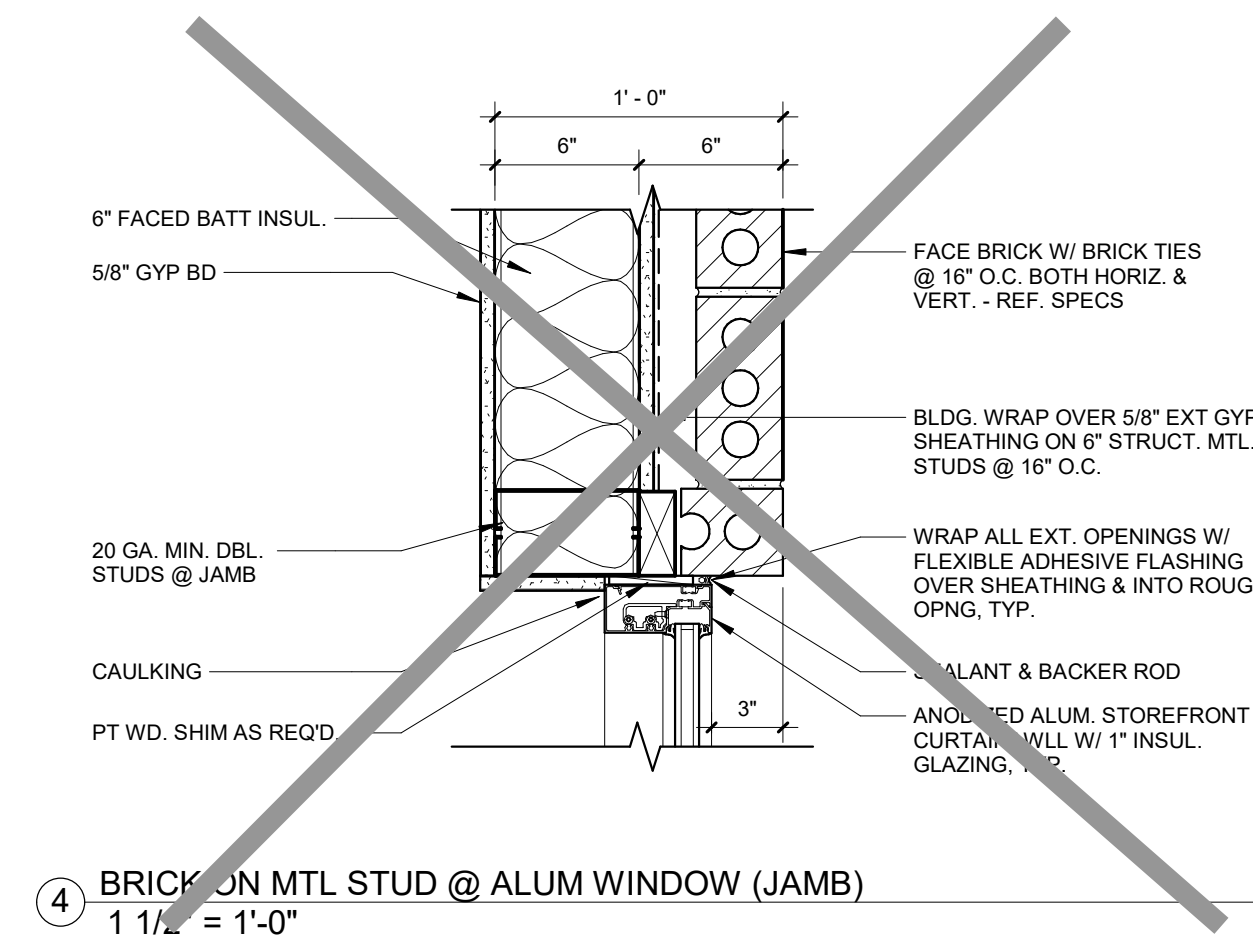
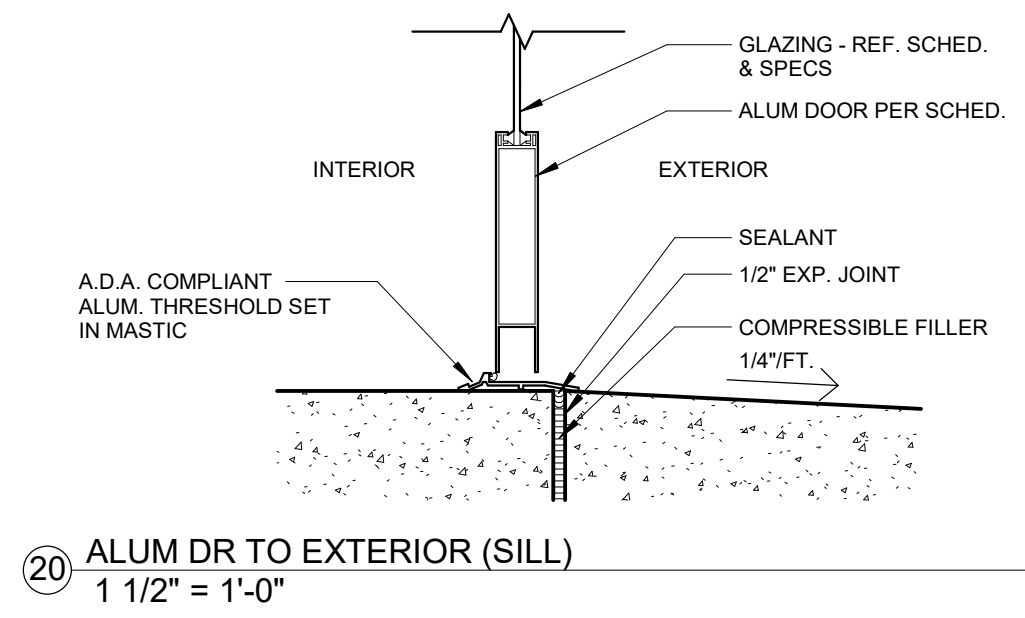
Mercy Project No.: 2040-821203
Date: 09/30/2024
Scale: As indicated

MERCY NWA HOSPITAL
Building No.: 1388
ROGERS 7TH FLOOR ICU
2710 RIFE MEDICAL LANE, ROGERS, AR 72758



7TH FLOOR
A1.2B

GENERAL DOOR NOTES	
#	NOTE
1.	AT RATED WALLS - DOOR FRAME THROAT SIZE TO BE VERIFIED BY CONTRACTOR.
2.	DOORS, DOOR HARDWARE, AND DOOR SYSTEMS MUST BE COORDINATED WITH MERCY DOOR HARDWARE CONSULTANT AND STANLEY SECURITY SYSTEMS.
3.	ALL DOORS TO BE SOLID CORE WOOD DOORS, TYPICAL, UNLESS OTHERWISE NOTED.
4.	ALL DOOR FRAMES TO BE 2" PAINTED HOLLOW METAL WELDED FRAMES, TYPICAL, UNLESS OTHERWISE NOTED.
5.	USE 2" PAINTED HOLLOW METAL WELDED BLANK FRAMES AT ALL CASED OPENINGS, TYPICAL, UNLESS OTHERWISE NOTED.
6.	ALL DOOR HARDWARE TO BE BRUSHED STAINLESS STEEL FINISH THROUGHOUT, UNLESS NOTED OTHERWISE.
7.	ALL WOOD DOOR CLOSERS TO BE SURFACE MOUNTED UNLESS OTHERWISE NOTED.
8.	ALL GLASS DOORS TO HAVE TOP AND BOTTOM PIVOTS AND CONCEALED CLOSERS IN HEAD UNLESS OTHERWISE NOTED. COORDINATE DETAILS IN PARTITION / SOFFIT TO ACCOMMODATE CONCEALED HARDWARE.
9.	MAXIMUM UNDERCUT ON EXTERIOR DOORS SHALL BE 3/8" TO ACCOMMODATE ADA THRESHOLD.
10.	ALL LOCKS SHALL BE MATERKEYED TO OWNERS SATISFACTION.
11.	WEATHERSTRIP ALL EXTERIOR DOOR & FRAMES, UNLESS NOTED OTHERWISE.



WINDOW ELEVATIONS 1/4" = 1'-0"

No.	Date	Description

PROGRESS DRAWING
9/29/2024 7:04:55 PM
NOT FOR CONSTRUCTION

Project No.: 2040-821203
Date: 09/30/2024
Scale: As indicated

MERCY NWA HOSPITAL
Building No.: 1388
ROGERS 7TH FLOOR ICU
2710 RIFE MEDICAL LANE, ROGERS, AR 72758

DOOR & WINDOW INFORMATION



Architect Logo

No.	Date	Description

PROGRESS DRAWING
9/29/2024 7:05:01 PM
NOT FOR CONSTRUCTION

Sheets:

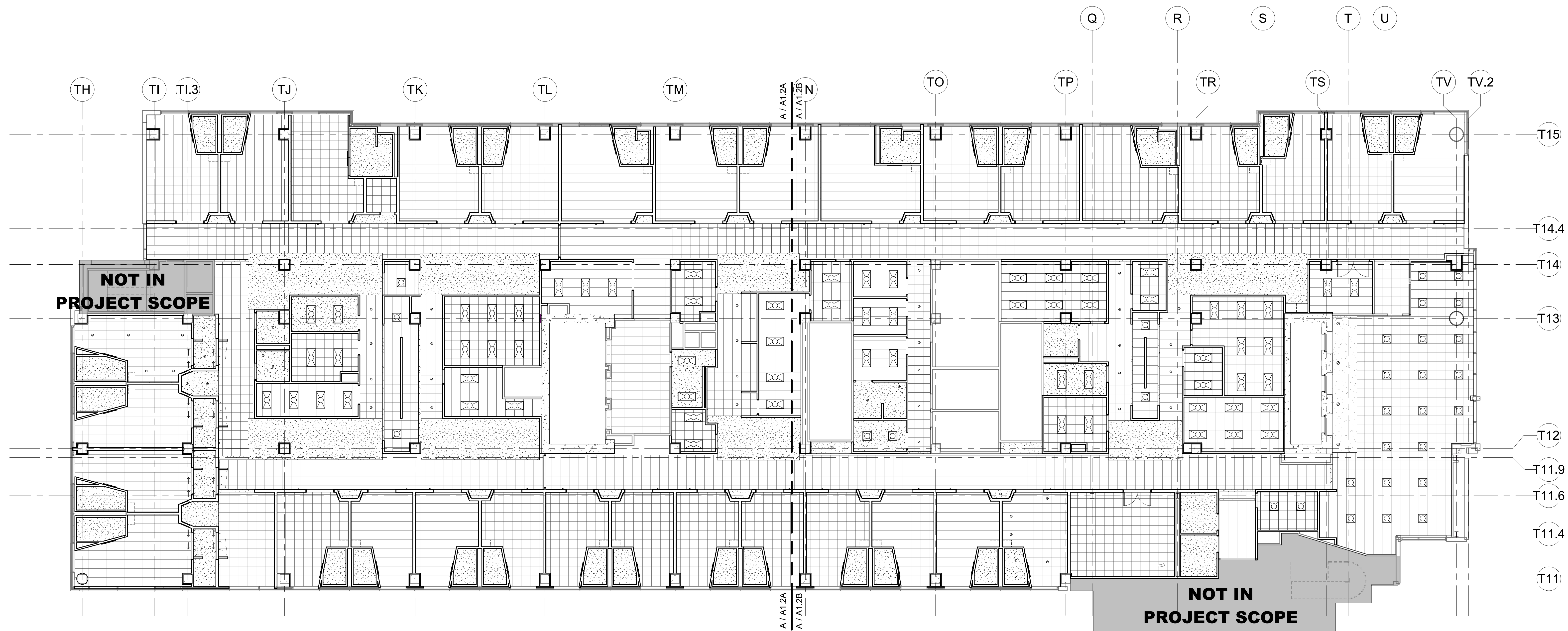
Project No.: 2040-821203
Date: 09/30/2024
Scale: As indicated

MERCY NWA HOSPITAL
Building No.: 1388
ROGERS 7TH FLOOR ICU
2710 RIFE MEDICAL LANE, ROGERS, AR 72758
Sheet Name: 7TH FLOOR OVERALL REFLECTED CEILING PLAN



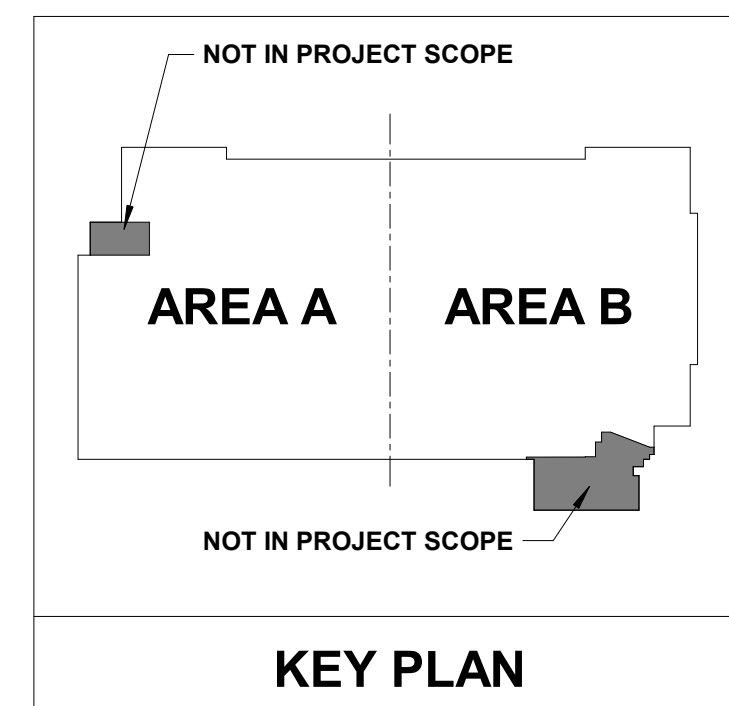
Floor No: 7TH FLOOR

Sheet No: **A9.1**



NOT IN PROJECT SCOPE

NOT IN PROJECT SCOPE



REFLECTED CEILING PLAN - OVERALL
3/32" = 1'-0"



PLAN NOTES - RCP

RCP GENERAL NOTES

- SOFFIT ACCENT COLORS WILL BE NOTED ON OVERALL AND ENLARGED REFLECTIVE CEILING PLANS AND/OR INTERIOR ELEVATIONS.
- REF. MECHANICAL FOR FIRE SPRINKLERS, EXIT SIGNS & SMOKE DETECTORS
- PROVIDE SOUND BATTIS IN EXAM ROOMS, PROCEDURE ROOMS, CONFERENCE ROOMS, TOILET ROOMS, AND OFFICES UNLESS NOTED OTHERWISE.
- REF. ELECTRICAL AND MECHANICAL DRAWINGS FOR DEVICES IN CEILINGS REQUIRING COORDINATION.
- COORDINATE LOW VOLTAGE SYSTEMS W/ OWNER.
- REF. NURSE CALL REFERENCE DRAWINGS FOR COORDINATION.
- COORDINATE FIRE ALARM AND HORN/STROBE/EMERGENCY LIGHTS WITH ELECTRICAL.
- SAT CEILING AND GRID, REF. FINISH SCHEDULE
- NOT ALL CEILING DETAILS MAY BE USED. REFER TO REFLECTED CEILING PLAN(S) FOR LOCATIONS.
- ROOM TAG DEPICTS CEILING MATERIAL/ FINISH. REFERENCE COLOR SCHEDULE KEY FOR FINISH INFORMATION.

ROOM TAG

REF. COLOR SCHEDULE KEY

CEILING MATERIAL KEY

- ACOUSTICAL CEILING TILE
- GYPSUM CEILING

SYMBOL LEGEND

- DOWNLIGHT
- ⊗ 2x2 TROFFER
- ⊗ 2x4 TROFFER
- ⊗ CEILING HEIGHT

NOTE: LIGHTING LAYOUT SHOWN IS BASED ON SIMILAR CEILING LAYOUT IN COLUMBIA, IL TO SHOW DESIGN INTENT ONLY. THE LAYOUT MAY BE REVISED PER SPECIFIC REQUIREMENTS FOR THIS PROJECT OR CHANGES TO THE STANDARD ORP THAT IS BEING DONE CONCURRENTLY WITH THIS PROJECT. REFER TO THE ELECTRICAL NARRATIVES FOR ADDITIONAL INFORMATION.

No.	Date	Description

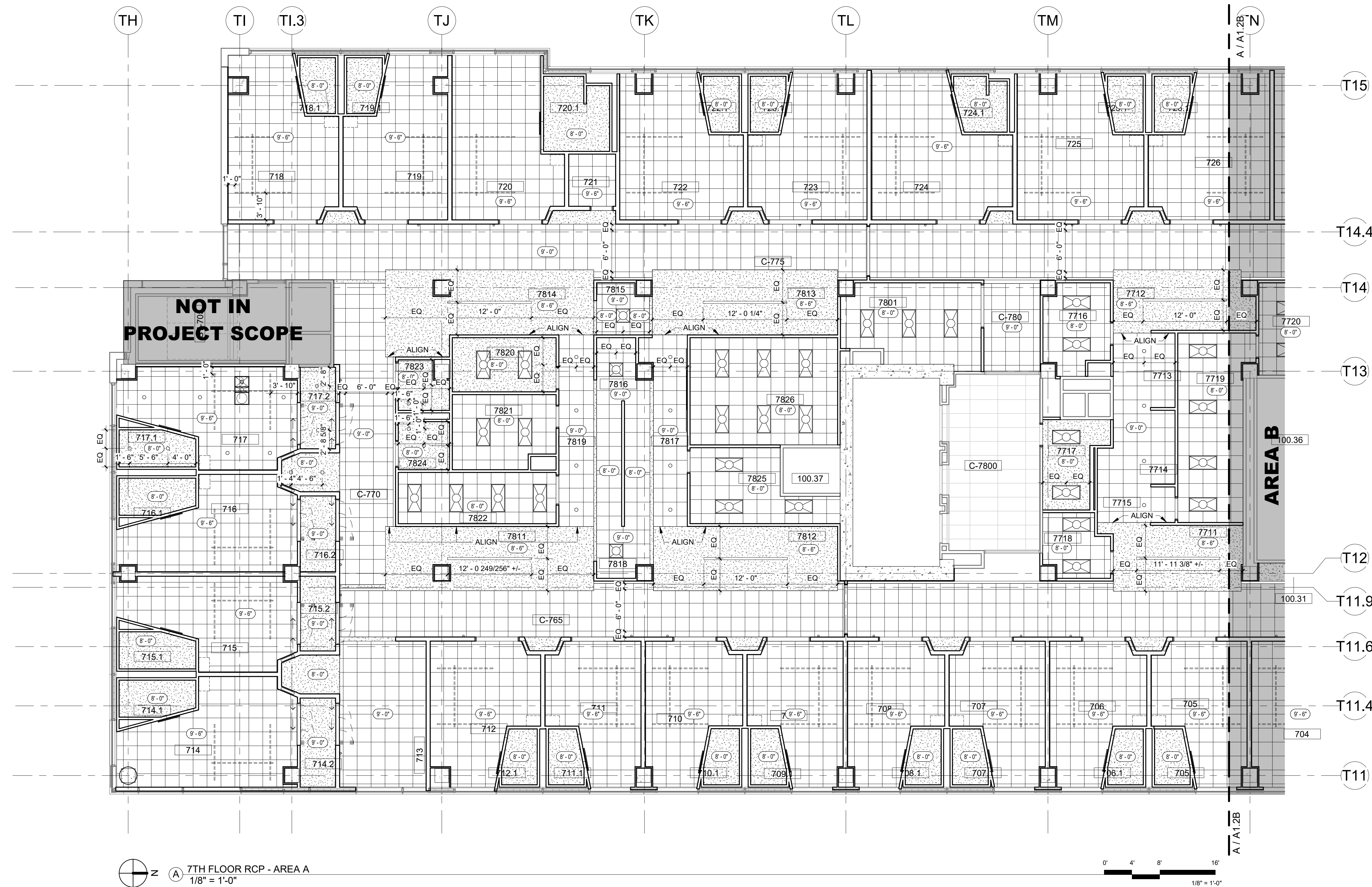
PROGRESS DRAWING
9/29/2024 7:05:07 PM
NOT FOR CONSTRUCTION

Project No.: 2040-821203
Date: 09/30/2024
Scale: As indicated

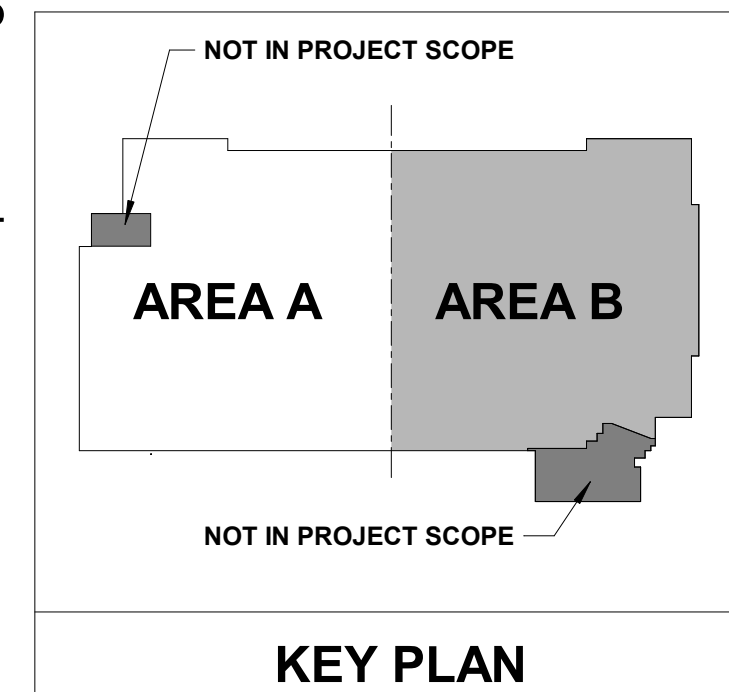
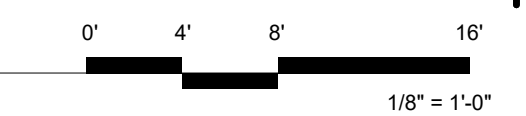
MERCY NWA HOSPITAL
Building No.: 1388
ROGERS 7TH FLOOR ICU
2710 RIFE MEDICAL LANE, ROGERS, AR 72758
7TH FLOOR REFLECTED CEILING PLAN - AREA A



Floor No.: 7TH FLOOR
Sheet No.: **A9.1A**



7TH FLOOR RCP - AREA A
1/8" = 1'-0"



KEY PLAN

PLAN NOTES - RCP

RCP GENERAL NOTES

- SOFFIT ACCENT COLORS WILL BE NOTED ON OVERALL AND ENLARGED REFLECTIVE CEILING PLANS AND/OR INTERIOR ELEVATIONS.
- REF. MECHANICAL FOR FIRE SPRINKLERS, EXIT SIGNS & SMOKE DETECTORS
- PROVIDE SOUND BATTIS IN EXAM ROOMS, PROCEDURE ROOMS, CONFERENCE ROOMS, TOILET ROOMS, AND OFFICES UNLESS NOTED OTHERWISE.
- REF. ELECTRICAL AND MECHANICAL DRAWINGS FOR DEVICES IN CEILINGS REQUIRING COORDINATION.
- COORDINATE LOW VOLTAGE SYSTEMS W/ OWNER.
- REF. NURSE CALL REFERENCE DRAWINGS FOR COORDINATION.
- COORDINATE FIRE ALARM AND HORN/ STROBE/ EMERGENCY LIGHTS WITH ELECTRICAL.
- SAT CEILING AND GRID, REF. FINISH SCHEDULE
- NOT ALL CEILING DETAILS MAY BE USED. REFER TO REFLECTED CEILING PLAN(S) FOR LOCATIONS.
- ROOM TAG DEPICTS CEILING MATERIAL/ FINISH. REFERENCE COLOR SCHEDULE KEY FOR FINISH INFORMATION.

ROOM TAG

REF. COLOR SCHEDULE KEY
 FINISH CODE

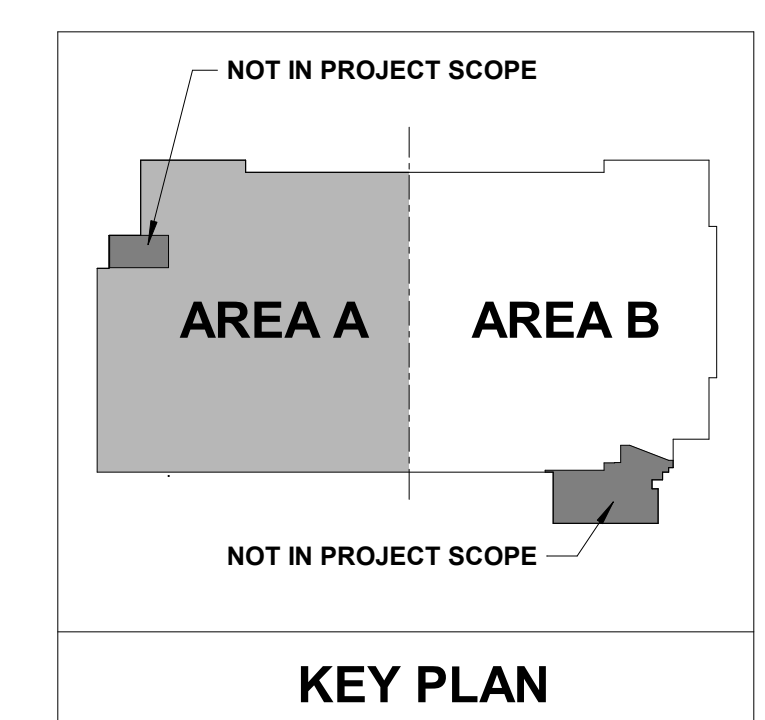
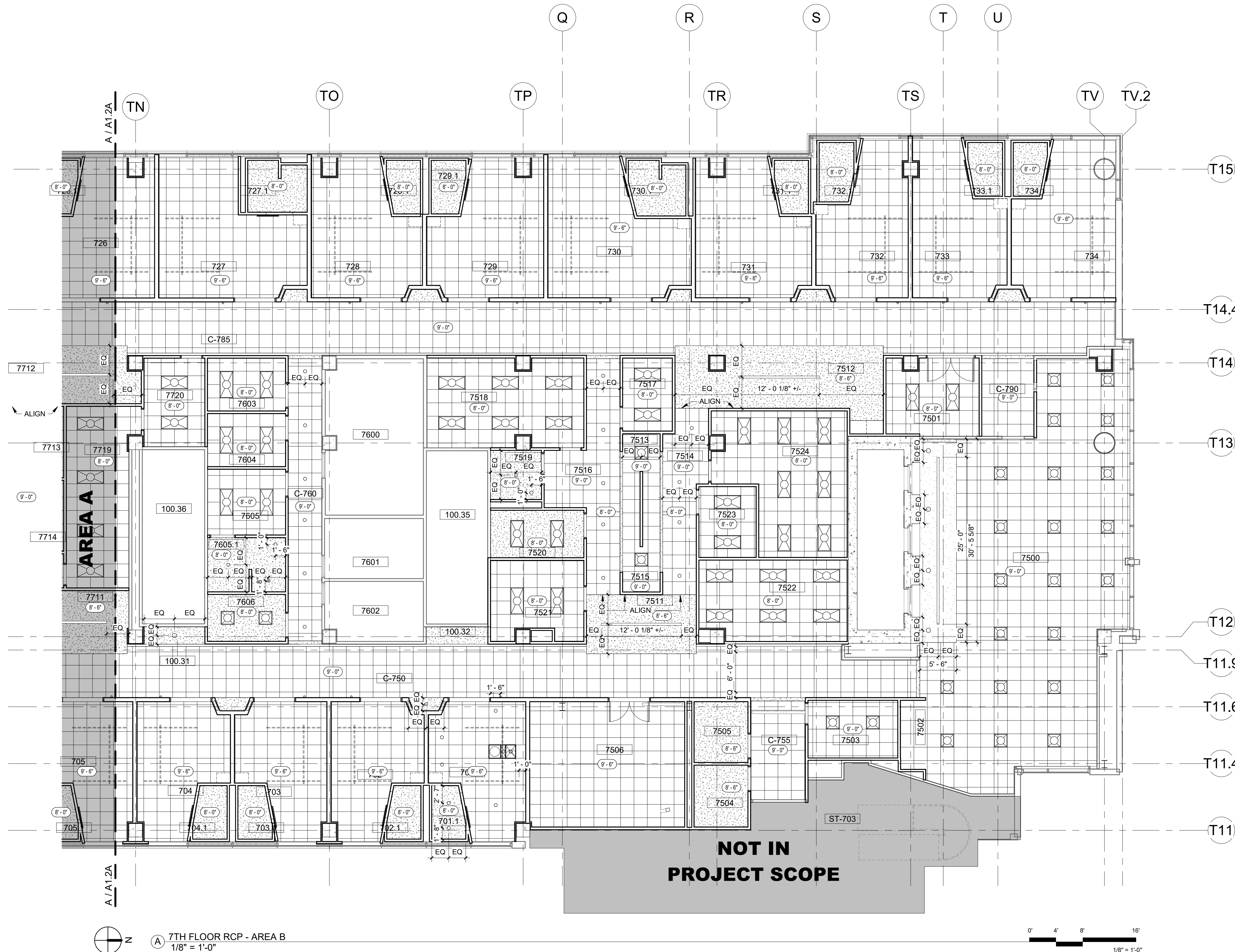
CEILING MATERIAL KEY

ACOUSTICAL CEILING TILE
 GYPSUM CEILING

SYMBOL LEGEND

- DOWNLIGHT
- 2x2 TROFFER
- 2x4 TROFFER
- ⊖ CEILING HEIGHT

NOTE: LIGHTING LAYOUT SHOWN IS BASED ON SIMILAR CLINIC LAYOUT IN COLUMBIA, IL. TO SHOW DESIGN INTENT ONLY. THE LAYOUT MAY BE REVISED PER SPECIFIC REQUIREMENTS FOR THIS PROJECT OR CHANGES TO THE STANDARD OPR THAT IS BEING DONE CONCURRENTLY WITH THIS PROJECT. REFER TO THE ELECTRICAL NARRATIVES FOR ADDITIONAL INFORMATION.



No.	Date	Description

PROGRESS DRAWING
 9/29/2024 7:05:11 PM
 NOT FOR CONSTRUCTION

Mercy Project No.: 2040-821203
 Date: 09/30/2024
 Scale: As indicated

MERCY NWA HOSPITAL
 Building No.: 1388
ROGERS 7TH FLOOR ICU
 2710 RIFE MEDICAL LANE, ROGERS, AR 72758
7TH FLOOR REFLECTED CEILING PLAN - AREA B



Floor No.: 7TH FLOOR
 Sheet No.: **A9.1B**

Architect Logo

No.	Date	Description

PROGRESS DRAWING
9/29/2024 7:05:19 PM
NOT FOR CONSTRUCTION

Sheet & Rev

Mercy Project No.: 2040-821203
Date: 09/30/2024
Scale: As indicated

MERCY NWA HOSPITAL
Building No.: 1388
ROGERS 7TH FLOOR ICU
2710 RIFE MEDICAL LANE, ROGERS, AR 72758
7TH FLOOR OVERALL FINISH & WALL PROTECTION PLAN

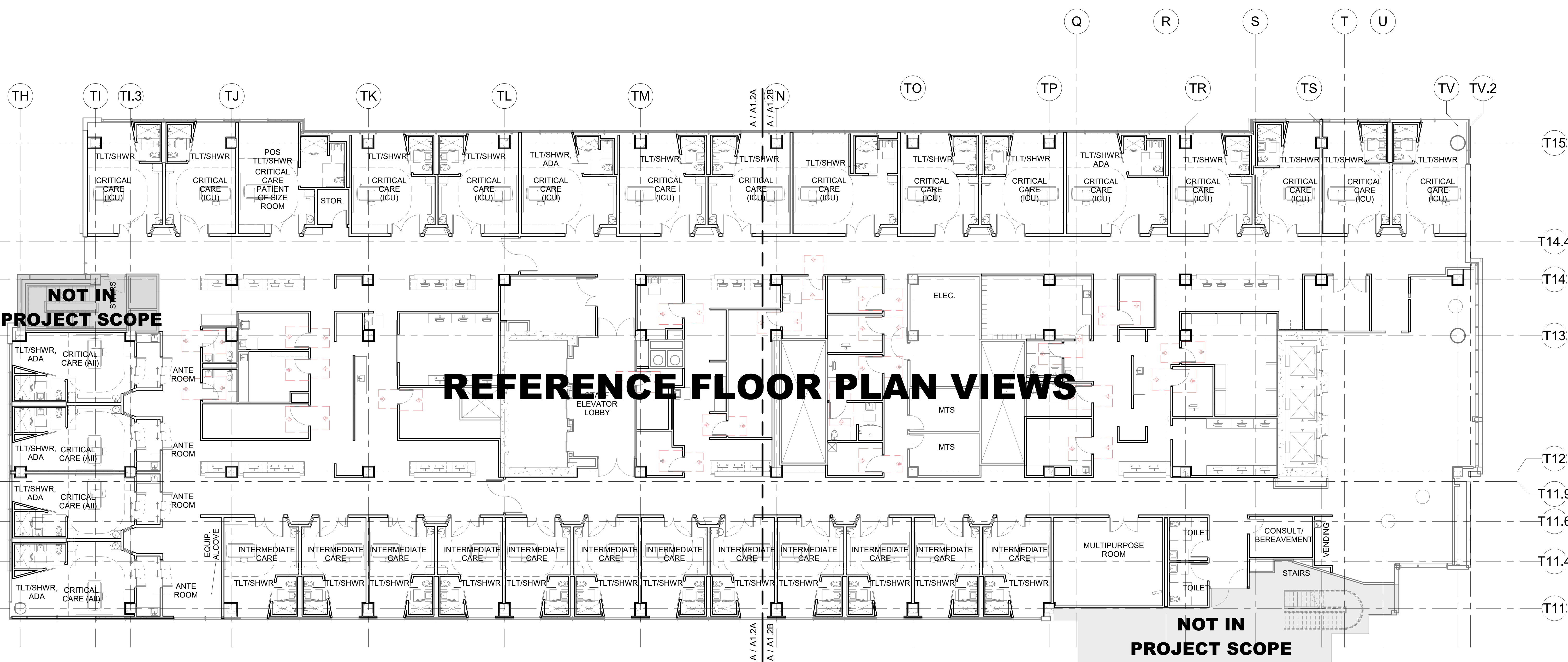


7TH FLOOR

Floor No.

Sheet No.

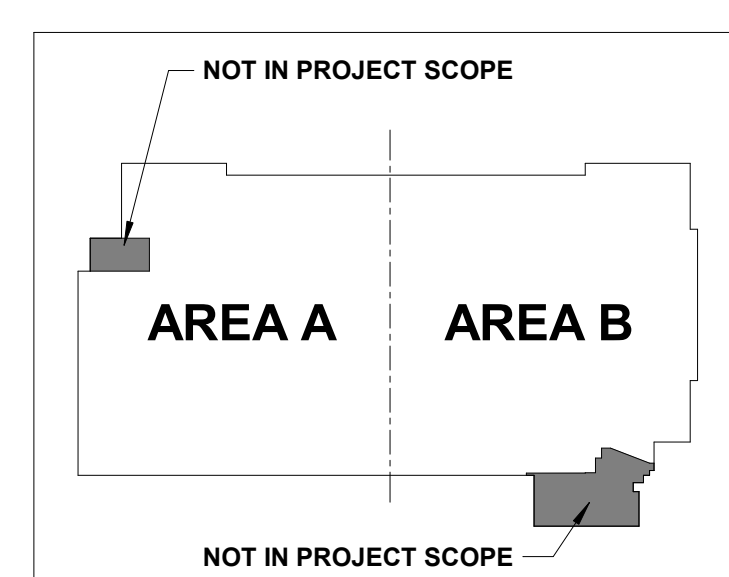
A10.1



NOT IN PROJECT SCOPE

REFERENCE FLOOR PLAN VIEWS

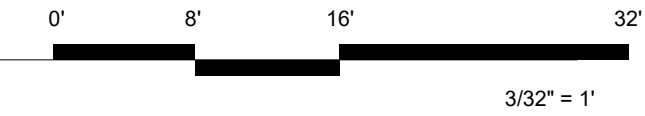
NOT IN PROJECT SCOPE



KEY PLAN

*THIS SHEET IS INTENDED TO BE PRINTED IN COLOR

OVERALL 7TH FLOOR FINISH PLAN
3/32" = 1'-0"



3/32" = 1'

MERCY COLOR SCHEDULE KEY table with columns: CODE, DESCRIPTION, MANUFACTURER, STYLE NAME, STYLE / COLOR, SIZE / TYPE, ADDITIONAL INFORMATION, REP INFO & HEALTH TRUST CONTRACT #

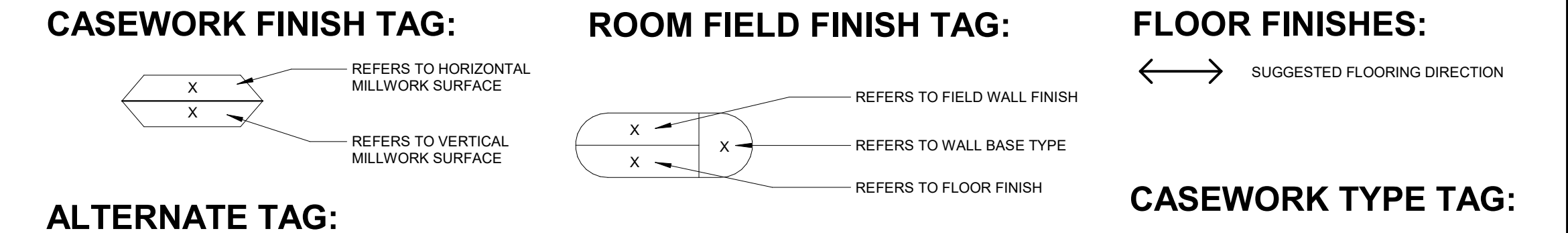
FINISH PLAN & SCHEDULE: GENERAL NOTES

- A. ALL FLOORING TRANSITIONS OCCUR AT THE CENTERLINE OF THE DOOR... B. REFERENCE FLOOR FINISH PLAN FOR FLOOR FINISH PATTERNS... C. REFERENCE SPECIFICATIONS, ELEVATIONS, AND DETAIL DRAWINGS FOR SPECIAL MATERIALS...

MERCY FLOOR FINISH LEGEND

Legend table mapping material codes (SV1A, SV2A, SV3A, SV4A, PF3, C8B, T21, PC2A, SC) to color swatches.

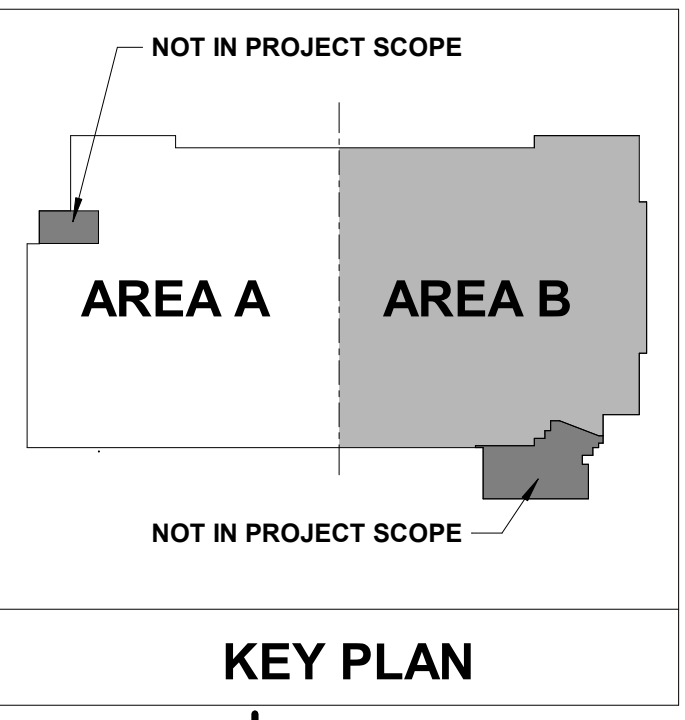
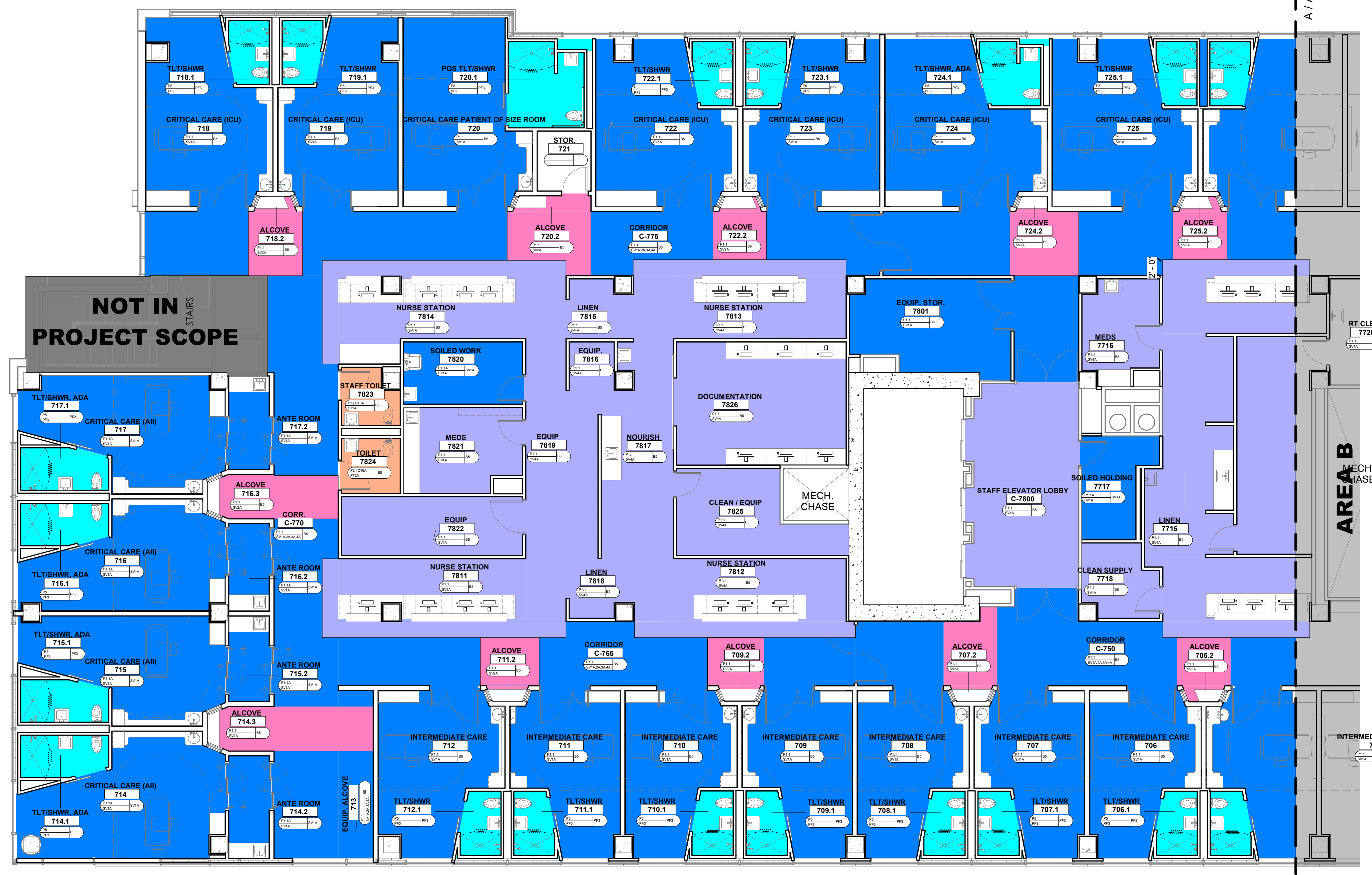
KEY



MERCY STANDARD INTERIOR FINISH NOTES:

- 1. REPRESENTATIVES LISTED ARE PRIVY TO STOCK AVAILABILITY AND MERCY PRICING AND SHOULD BE CONTACTED IN COMBINATION WITH LOCAL REPRESENTATION IF APPLICABLE... 2. ALL FLOORING PATTERNS TO RUN IN SAME DIRECTION WITHIN A ROOM OR CONNECTED SPACE...

MERCY FINISH SCHEDULE - AREA A table with columns: RM #, ROOM NAME, FLOOR, BASE, WALL FINISH, CABINETS, COUNTERTOPS, CEILING TYPE



PROGRESS DRAWING 9/29/2024 7:05:28 PM NOT FOR CONSTRUCTION

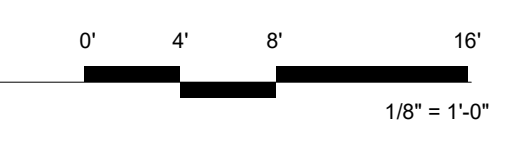
MERCY NWA HOSPITAL Building No.: 1388 ROGERS 7TH FLOOR ICU 2710 RIFE MEDICAL LANE, ROGERS, AR 72758

7TH FLOOR FINISH & WALL PROTECTION PLAN - AREA A Date: 09/30/2024 Scale: As indicated



7TH FLOOR A10.1A

7TH FLOOR FINISH PLAN - AREA A 1/8" = 1'-0"

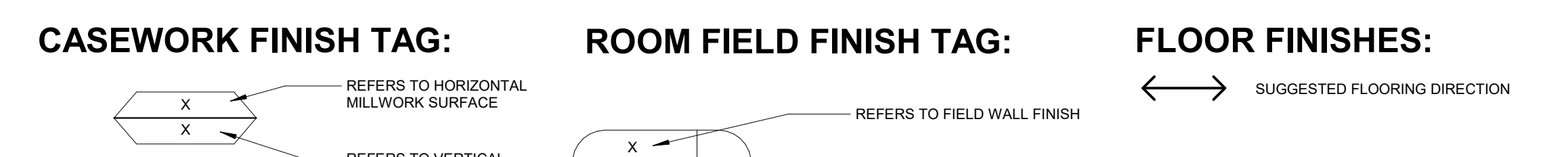


MERCY COLOR SCHEDULE KEY table with columns: CODE, DESCRIPTION, MANUFACTURER, STYLE NAME, STYLE / COLOR, SIZE / TYPE, ADDITIONAL INFORMATION, REP INFO & HEALTH TRUST CONTRACT #

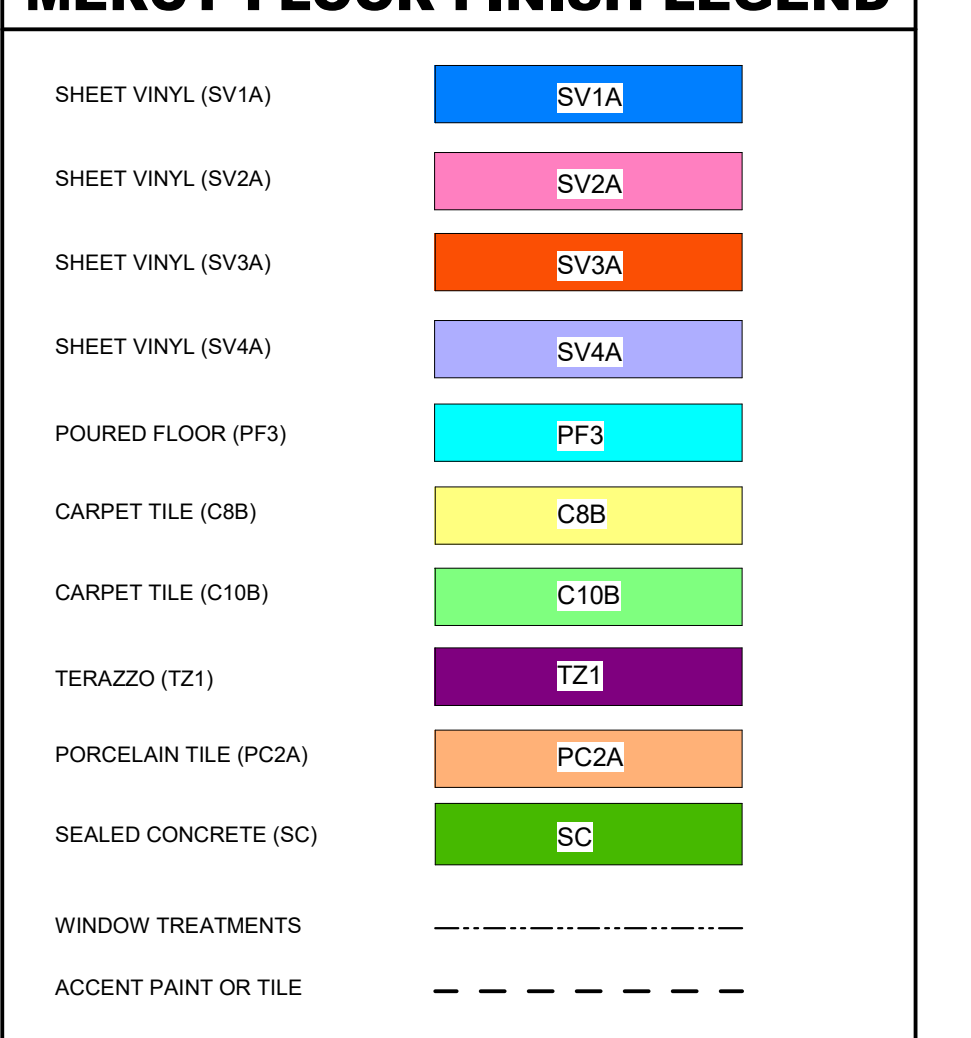
FINISH PLAN & SCHEDULE: GENERAL NOTES

- A. ALL FLOORING TRANSITIONS OCCUR AT THE CENTERLINE OF THE DOOR... B. REFERENCE FLOOR FINISH PLAN FOR FLOOR FINISH PATTERNS... C. REFERENCE SPECIFICATIONS, ELEVATIONS, AND DETAIL DRAWINGS FOR SPECIAL MATERIALS...

KEY



MERCY FLOOR FINISH LEGEND



MERCY STANDARD INTERIOR FINISH NOTES:

- 1. REPRESENTATIVE LISTED ARE PRVY TO STOCK AVAILABILITY AND MERCY PRICING AND SHOULD BE CONTACTED IN COMBINATION WITH LOCAL REPRESENTATION IF APPLICABLE... 2. ALL FLOORING PATTERNS/GRAIN TO RUN IN SAME DIRECTION WITHIN A ROOM OR CONNECTED SPACE...

MERCY FINISH SCHEDULE - AREA B table with columns: ROOM #, ROOM NAME, FLOOR, BASE, WALL FINISH, CABINETS, COUNTERTOPS, CEILING TYPE

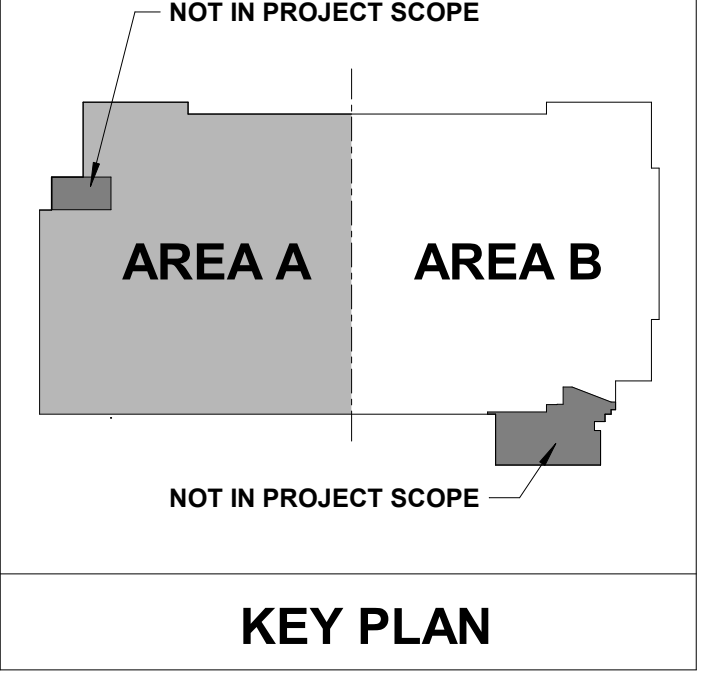
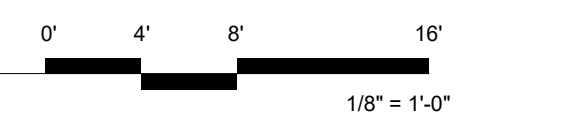


Table with columns: No., Date, Description

PROGRESS DRAWING 9/29/2024 7:05:37 PM NOT FOR CONSTRUCTION

Project information: MERCY NWA HOSPITAL, ROGERS 7TH FLOOR ICU, 2710 RIFE MEDICAL LANE, ROGERS, AR 72758. Includes logos and contact info.

7TH FLOOR FINISH PLAN - AREA B 1/8" = 1'-0"



Architect Logo

No.	Date	Description

PROGRESS DRAWING
9/29/2024 7:05:55 PM
NOT FOR CONSTRUCTION

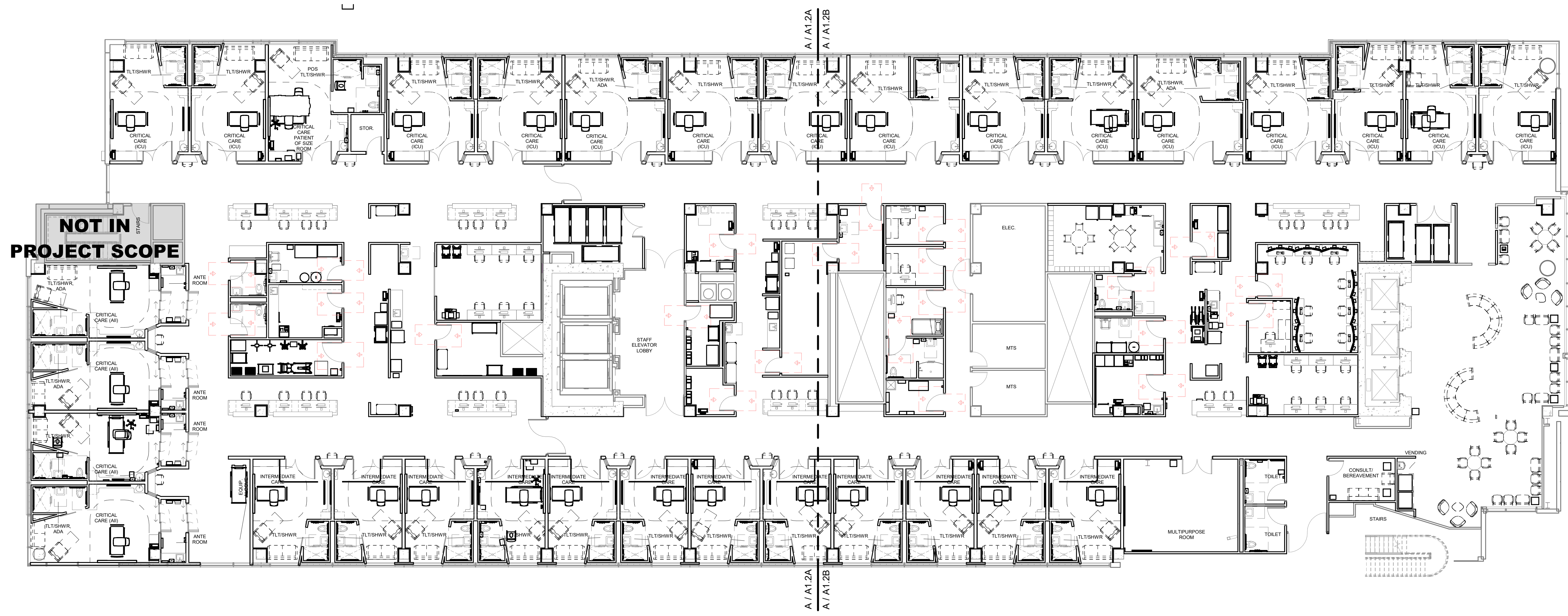
Sheet No.

Mercy Project No.: 2040-821203
Date: 09/30/2024
Scale: As indicated

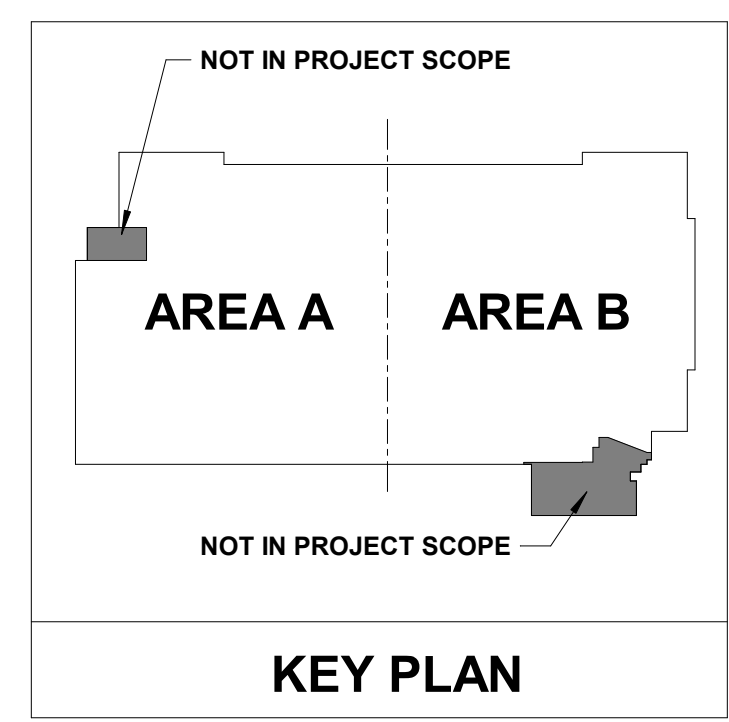
MERCY NWA HOSPITAL
Building No.: 1388
ROGERS 7TH FLOOR ICU
2710 RIFE MEDICAL LANE, ROGERS, AR 72758
Sheet Name: 7TH FLOOR OVERALL EQUIPMENT PLAN



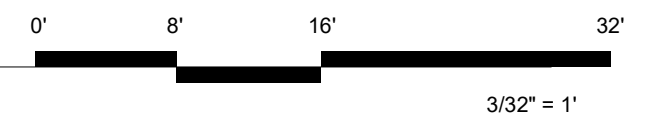
Floor No.: 7TH FLOOR
Sheet No.: **A11.1**



NOT IN PROJECT SCOPE



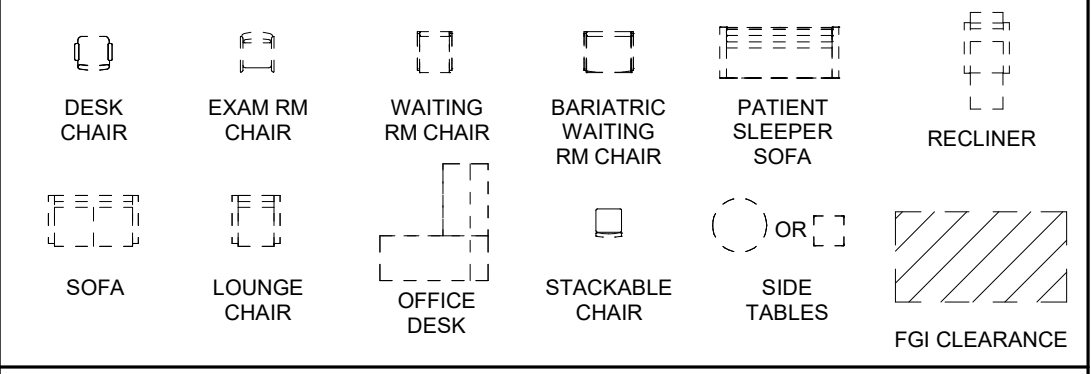
⊕ **A** OVERALL 7TH FLOOR EQUIPMENT PLAN
3/32" = 1'-0"





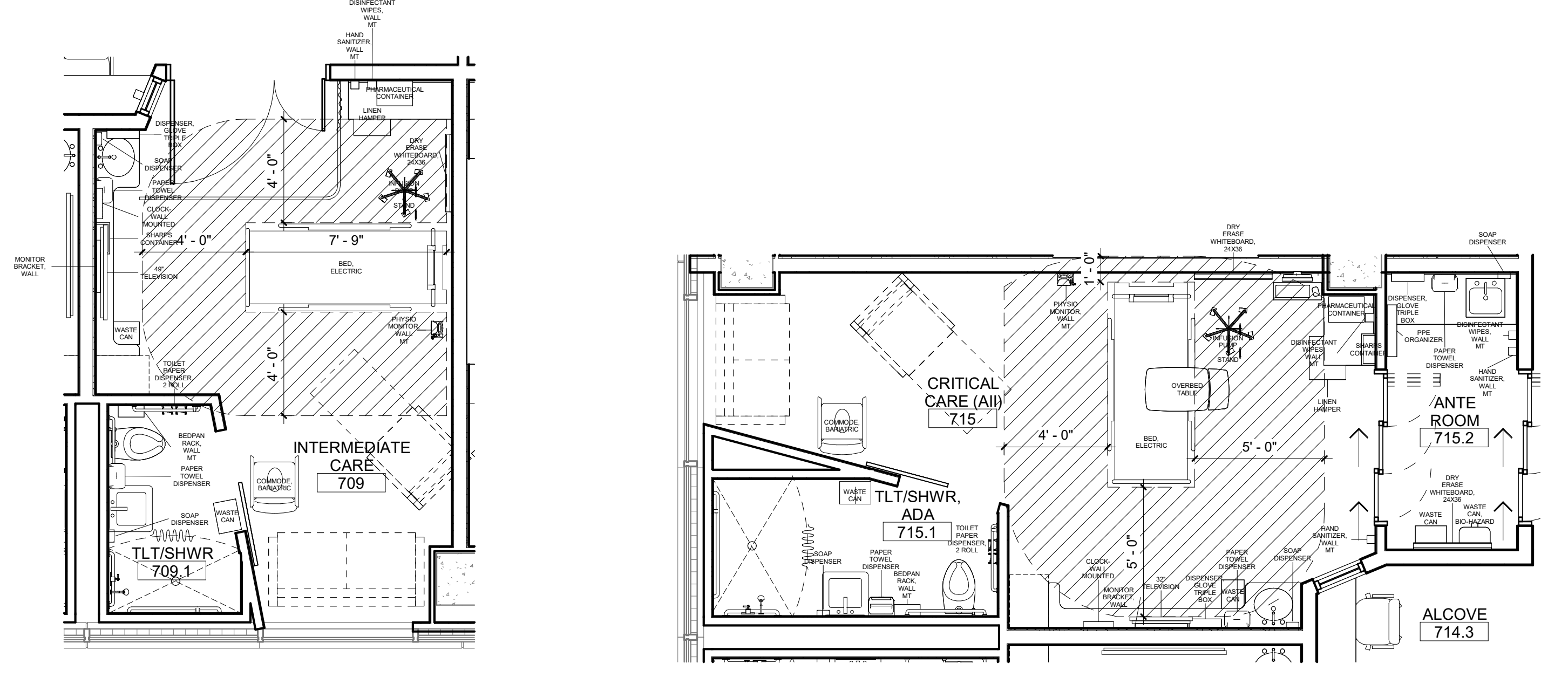
EQUIPMENT SCHEDULE							
EQUIPMENT NUMBER	EQUIPMENT DESCRIPTION	PROVIDED BY	INSTALLED BY	REQUIREMENTS			NOTES
				ELEC.	DATA	MECH. PLUMB.	
EQ001	SOAP DISPENSER	OWNER	CONTRACTOR				
EQ002	PAPER TOWEL DISPENSER	OWNER	CONTRACTOR				
EQ010	SHARPS CONTAINER	OWNER	CONTRACTOR				
EQ011	HAND SANITIZER, WALL MT	OWNER	CONTRACTOR				
EQ018	WASTE CAN, BIOHAZARD	OWNER	OWNER				
EQ027A	TOILET PAPER DISPENSER, 2 ROLL	OWNER	CONTRACTOR				
EQ028	BABY CHANGING TABLE	OWNER	CONTRACTOR				
EQ034	MICROWAVE	OWNER	OWNER	Yes			
EQ035	COFFEE MAKER, AUTOMATIC	OWNER	OWNER	Yes			
EQ036	ICE MACHINE DISPENSER, CTOP	OWNER	CONTRACTOR	Yes		Yes	
EQ041	LIC REFRIGERATOR	OWNER	OWNER	Yes			
EQ058	MULTI FUNCTION PRINTER	OWNER	OWNER				
EQ083	LINEN SUPPLY CART, 60"	OWNER	OWNER				
EQ087	LITLITY CART, STAINLESS	OWNER	OWNER				
EQ193	BED, ELECTRIC	OWNER	OWNER	Yes			
EQ196	SHELVING MODULAR STORAGE, WALL MT 74X36	OWNER	CONTRACTOR				
EQ199	CLOCK, WALL MOUNTED	OWNER	CONTRACTOR				
EQ212	DRY ERASE WHITEBOARD, 24X36	OWNER	CONTRACTOR				
EQ113	DRY ERASE WHITEBOARD, 48X36	OWNER	CONTRACTOR				
EQ115	WIRE SHELVING, MOBILE, 24X30	OWNER	OWNER				
EQ116	CYCLER CART	OWNER	OWNER				
EQ120	RESUSCITATION CART (CRASH CART)	OWNER	OWNER				
EQ138	OMNICELL AUXILIARY	OWNER	OWNER	Yes	Yes		
EQ140	IMMUSION RAMP & STAND	OWNER	OWNER				
EQ159	PATIENT LIFT, STAND ASSIST	OWNER	OWNER				
EQ181	DIGITAL SCALE, ADULT	OWNER	OWNER	Yes			
EQ186	PEC STATION, STAINLESS STEEL	OWNER	CONTRACTOR				
EQ187	ECG CART	OWNER	OWNER	Yes			
EQ188	PATIENT LIFT, BATTERY POWERED	OWNER	OWNER	Yes			
EQ189	SPRHYDOMANOMETER, MOBILE	OWNER	OWNER				
EQ171	UROLOGY ULTRASOUND, MOBILE	OWNER	OWNER	Yes			
EQ173	SHELF, SS, BOBRICK B-286X18	OWNER	CONTRACTOR				
EQ174	SHELF, SS, BOBRICK B-286X24	OWNER	CONTRACTOR				
EQ179	BED, BARIATRIC, ELECTRIC	OWNER	OWNER	Yes			
EQ180	VENTILATOR, ADULT/PREDS/NEONATAL	OWNER	OWNER	Yes			
EQ181	VENTILATOR, ADULT/PED/STR	OWNER	OWNER	Yes	Yes		
EQ185	SHARPS DISPOSAL, FLOOR CART	OWNER	OWNER				
EQ186	WASTE CAN, 40 GAL	OWNER	OWNER				
EQ187	WASTE CAN, 60 GAL	OWNER	OWNER				
EQ188	STRETCHER PROCEDURE/RECOVERY	OWNER	OWNER	Yes			
EQ189	COMMODO, BARIATRIC	OWNER	OWNER				
EQ190	VENDING MACHINE, FOOD	OWNER	OWNER	Yes			
EQ191	VENDING MACHINE, DRINK	OWNER	OWNER	Yes			
MTS003	PHYSIO MONITOR, WALL MT	OWNER	OWNER	Yes	Yes		
MTS014	PHYSIOLOGIC VITAL SIGNS MONITOR WITH STAND	OWNER	OWNER	Yes			
EQ000	PPE ORGANIZER	OWNER	CONTRACTOR				
EQ006	DISPENSER, GLOVE TRIPLE BOX	OWNER	CONTRACTOR				
EQ007	TOILET PAPER DISPENSER, 4 ROLL	OWNER	CONTRACTOR				
EQ009	DISPENSER, CLEANING SOLUTION, WALL MT	OWNER	CONTRACTOR	Yes			
EQ033	REFRIGERATOR WITH FREEZER	OWNER	OWNER	Yes			
EQ043	WASTE CAN	OWNER	OWNER				
EQ053	WHEELCHAIR, ADULT, LARGE	OWNER	OWNER				
EQ068	DEFIBRILLATOR	OWNER	OWNER	Yes			
EQ069	SUCTION PUMP, PORTABLE	OWNER	OWNER	Yes			
EQ151	DISINFECTANT WIPES, WALL MT	OWNER	CONTRACTOR				
EQ194	OVERSEID TABLE	OWNER	CONTRACTOR				
EQ195	CUP DISPENSER, WALL MOUNTED	OWNER	CONTRACTOR				
EQ113	MODULAR SHELVING, MOBILE	OWNER	OWNER				
EQ119	WASTE CAN, SWING TOP	OWNER	OWNER				
EQ121	OTOPHYN SCOPE SET, DESKTOP	OWNER	OWNER	Yes			
EQ133A	OMNICELL MEDICATION DISPENSER	OWNER	OWNER	Yes	Yes		
EQ170	STEP STOOL WITH HANDRAIL	OWNER	OWNER				
EQ172	HOUSEKEEPING CART	OWNER	OWNER				
EQ175	LOW PROFILE TV, MOUNT, WALL	OWNER	CONTRACTOR				
EQ176	WARMING CABINET, DUAL	OWNER	CONTRACTOR	Yes	Yes		
EQ177	LINEN HAMPER	OWNER	OWNER	No			
EQ178	PHARMACEUTICAL CONTAINER	OWNER	OWNER				
EQ182	VENTILATOR, TRANSPORT	OWNER	OWNER				
EQ183	CART, TRUCK SOILED UTILITY	OWNER	OWNER				
EQ184	CART, TRUCK LINEN BULK	OWNER	OWNER				
MTS001	MONITOR BRACKET, WALL	OWNER	CONTRACTOR				
MTS005	40" TELEVISION	OWNER	OWNER	Yes	Yes		
MTS006	32" TELEVISION	OWNER	OWNER				
TA12	BEDPAN RACK, WALL MT	OWNER	CONTRACTOR				

FURNISHINGS SYMBOLS LEGEND



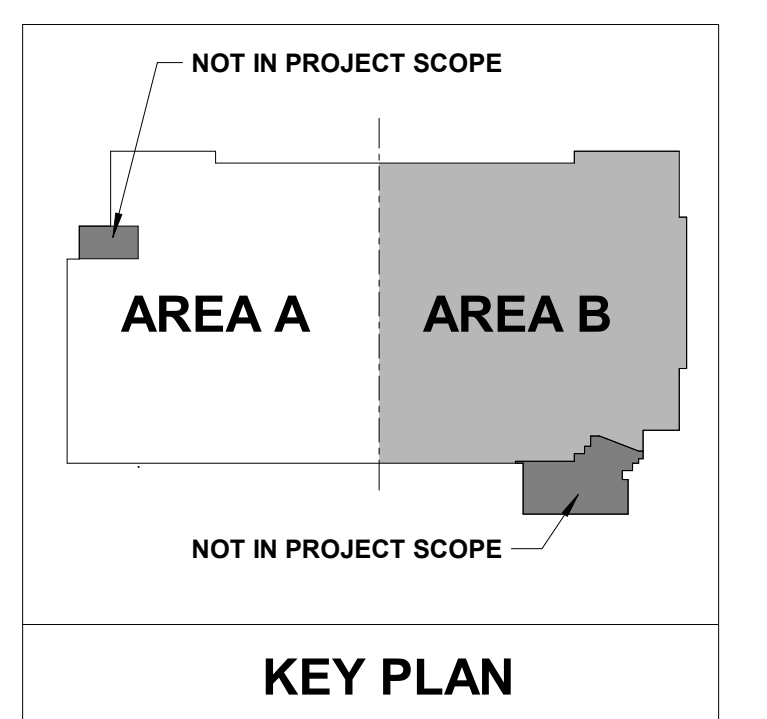
FURNISHINGS & EQUIPMENT NOTES

- FURNISHINGS AS INDICATED BY DASHED LINES
- FURNISHINGS ARE PROVIDED BY OWNER - INSTALLED BY OWNER UNLESS NOTED OTHERWISE
- CONTRACTOR TO PROVIDE POWER DATA FOR OWNER PROVIDED EQUIPMENT LIST EVEN IF NOT SHOWN ON PLAN
- HALF-TONED OBJECTS INDICATE THAT THEY ARE EXISTING
- REFERENCE COHEN MILL WORK STANDARDS FOR CASEWORK SECTIONS
- COORDINATE ELECTRICAL CONNECTIONS WITH M.E.P. AND NOTIFY ARCHITECT OF DISCREPANCIES
- ALL WALL MOUNTED EQUIPMENT TO BE SUPPORTED WITH FIRE RATED BLOCKING AS REQUIRED
- NOTE THAT NOT ALL WALL MOUNTED EQUIPMENT WILL BE ELEVATED, REF. EQUIPMENT PLANS AND ENLARGED PLANS
- CONTRACTOR TO SCHEDULE AND NOTIFY ARCHITECT, OWNER, USER GROUPS, AND ASSOCIATED CONTRACTORS FOR A "BOX-WALK" IN WHICH ALL MEP, LOW VOLTAGE, AND OWNER PROVIDED SYSTEMS REPRESENTATIVES MEET TO REVIEW THE ROOM/IN AND DEVICE LOCATIONS OF EACH TYPICAL SPACE. THE DEVICE LOCATIONS SHALL BE IDENTIFIED PRIOR TO CONDUIT, CONDUCTORS, PLUMBING, OR OTHER INFRASTRUCTURE IS INSTALLED TO THE END DEVICE. ANY ADJUSTMENTS RECOMMENDED AND APPROVED BY OWNER (AS PERMITTED BY CODES) WILL BE DOCUMENTED BY CONTRACTOR, SHARED WITH THE AEC AND OWNER TEAM, AND INSTALLED PER THE DOCUMENTATION
- EQUIPMENT RESPONSIBILITY INDICATED ON EQUIPMENT SCHEDULE
- FINAL POWER AND DATA TO BE COORDINATED WITH FURNITURE LAYOUT FROM OWNER'S FURNITURE VENDOR
- OWNER PROVIDED FURNITURE SHOWN FOR SPACE PLANNING PURPOSES ONLY. FINAL LAYOUT DETERMINED WITH OWNER'S FURNITURE VENDOR.



1 7TH FLOOR EQUIPMENT INTERMEDIATE CARE ROOM 709
1/4" = 1'-0"

2 7TH FLOOR EQUIPMENT CRITICAL CARE ALL/Ante ROOM 715
1/4" = 1'-0"



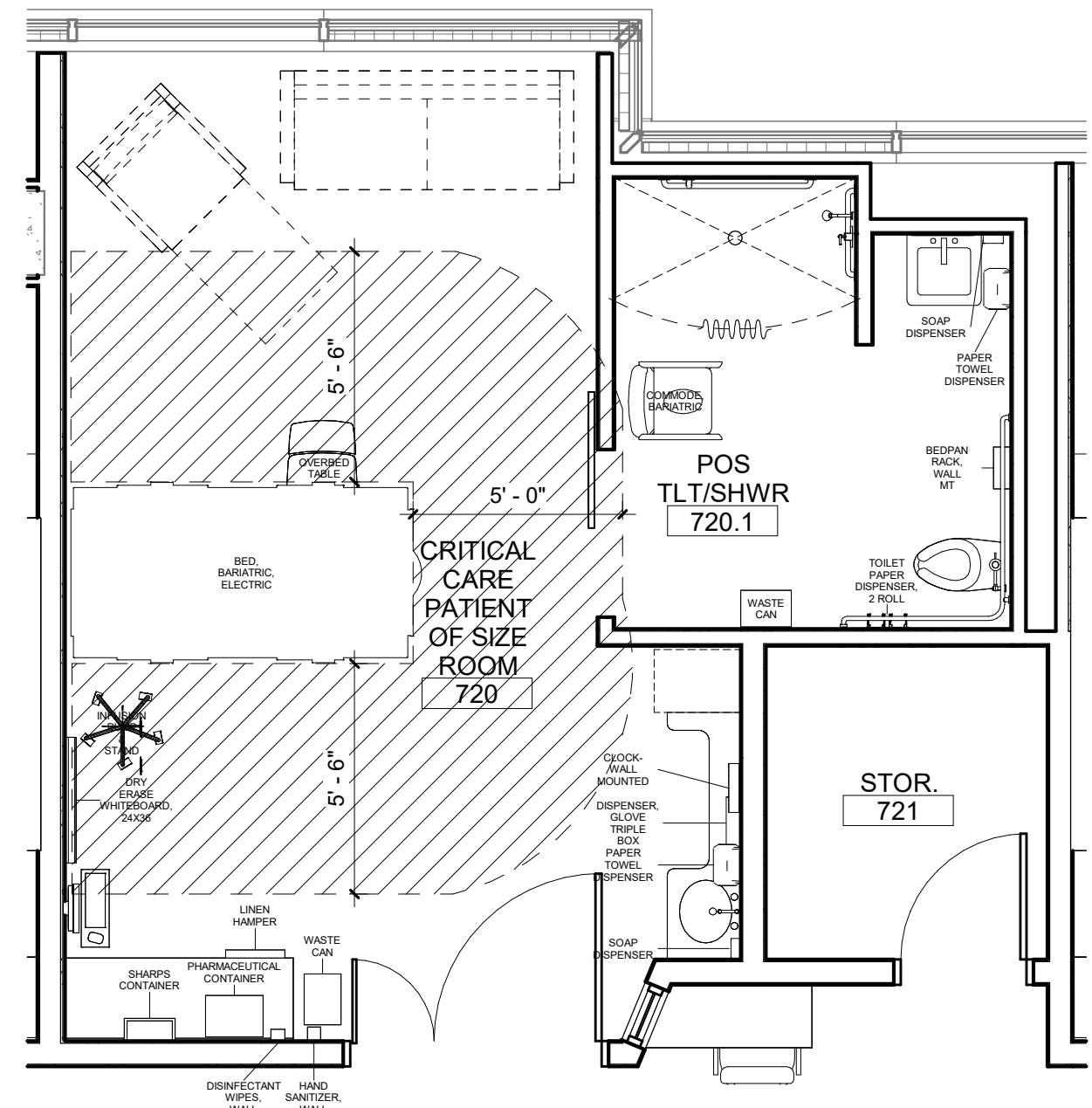
No.	Date	Description

PROGRESS DRAWING
9/29/2024 7:06:16 PM
NOT FOR CONSTRUCTION

Project No.: 2040-821203
Date: 09/30/2024
Scale: As indicated

MERCY NWA HOSPITAL
Building No.: 1388
ROGERS 7TH FLOOR ICU
2710 RIFE MEDICAL LANE, ROGERS, AR 72758
7TH FLOOR EQUIPMENT PLAN - AREA A

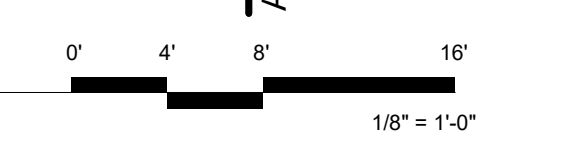
7TH FLOOR
Sheet No.
A11.1A



3 7TH FLOOR EQUIPMENT PATIENT OF SIZE ROOM 720
1/4" = 1'-0"



7TH FLOOR EQUIPMENT PLAN - AREA A
1/8" = 1'-0"

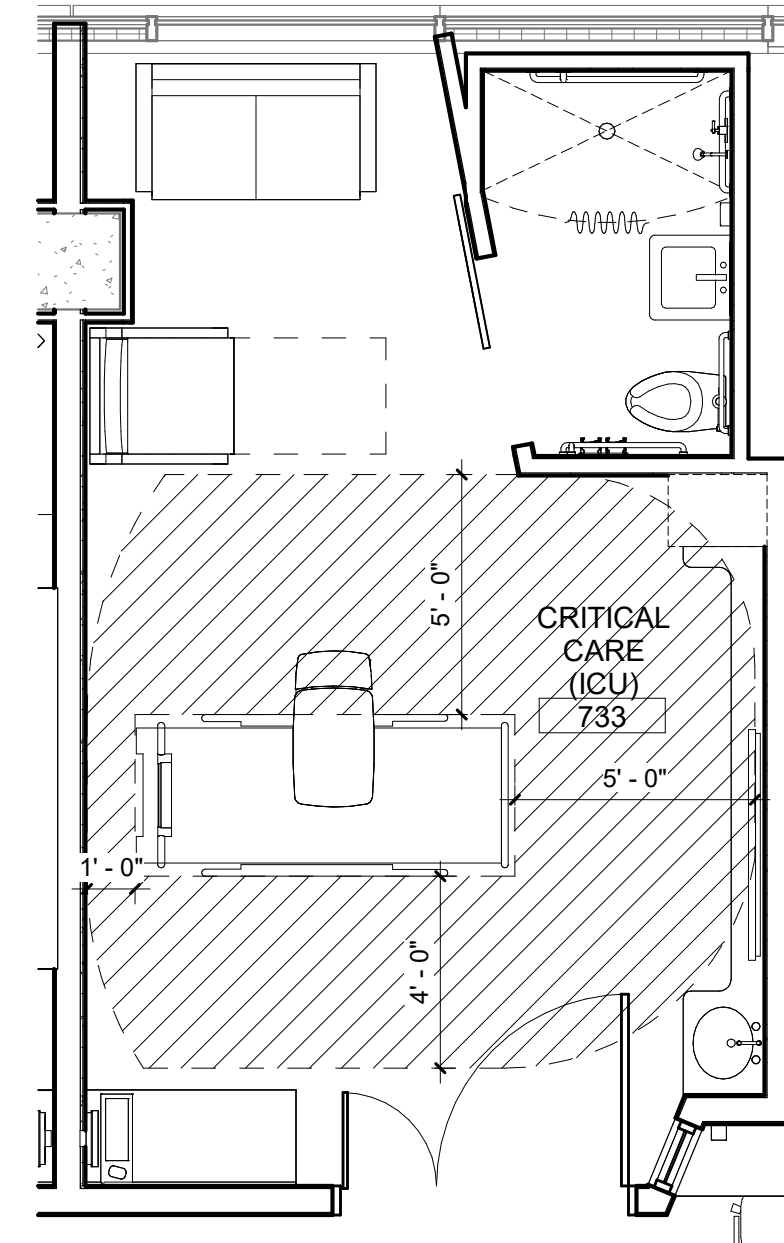


EQUIPMENT SCHEDULE				REQUIREMENTS			NOTES
EQUIPMENT NUMBER	EQUIPMENT DESCRIPTION	PROVIDED BY	INSTALLED BY	ELEC.	DATA	MECH. PLUMB.	
EQ001	SOAP DISPENSER	OWNER	CONTRACTOR				
EQ002	PAPER TOWEL DISPENSER	OWNER	CONTRACTOR				
EQ010	SHARPS CONTAINER	OWNER	CONTRACTOR				
EQ011	HAND SANITIZER, WALL MT	OWNER	CONTRACTOR				
EQ016	WASTE CAN, BIOHAZARD	OWNER	OWNER				
EQ027A	TOILET PAPER DISPENSER, 2 ROLL	OWNER	CONTRACTOR				
EQ028	BABY CHANGING TABLE	OWNER	CONTRACTOR				
EQ034	MICROWAVE	OWNER	OWNER	Yes			
EQ035	COFFEE MAKER, AUTOMATIC	OWNER	OWNER	Yes			Yes
EQ036	ICE MACHINE DISPENSER, CTOP	OWNER	CONTRACTOR	Yes			Yes
EQ041	LC REFRIGERATOR	OWNER	OWNER	Yes			
EQ058	MULTI-FUNCTION PRINTER	OWNER	OWNER				
EQ063	LINEN SUPPLY CART, 80"	OWNER	OWNER				
EQ067	UTILITY CART, STAINLESS	OWNER	OWNER				
EQ103	BED, ELECTRIC	OWNER	OWNER	Yes			
EQ106	SHELVING MODULAR STORAGE, WALL MT 74X26	OWNER	CONTRACTOR				
EQ109	CLOCK, WALL MOUNTED	<varies>	CONTRACTOR				
EQ112	DRY ERASE WHITEBOARD, 24X36	OWNER	CONTRACTOR				
EQ113	DRY ERASE WHITEBOARD, 48X36	OWNER	CONTRACTOR				
EQ115	WIRE SHELVING, MOBILE, 24X60	OWNER	OWNER				
EQ116	CYLINDER CART	OWNER	OWNER				
EQ120	RESUSCITATION CART (CRASH CART)	OWNER	OWNER				
EQ138	OMNICELL AUXILIARY	OWNER	OWNER	Yes	Yes		
EQ140	INFUSION PUMP & STAND	OWNER	OWNER				
EQ159	PATIENT LIFT, STAND ASSIST	OWNER	OWNER				
EQ161	DIGITAL SCALE, ADULT	OWNER	OWNER	Yes			
EQ166	REG BOARD, STAINLESS STEEL	OWNER	CONTRACTOR	Yes			
EQ167	EGG CART	OWNER	OWNER	Yes			
EQ168	PATIENT LIFT, BATTERY POWERED	OWNER	OWNER	Yes			
EQ169	SPHYGMOMANOMETER, MOBILE	OWNER	OWNER	Yes			
EQ171	UROLOGY ULTRASOUND, MOBILE	OWNER	OWNER	Yes			
EQ173	SHELF, SR, BOBRICK B-296X18	OWNER	CONTRACTOR				
EQ174	SHELF, SR, BOBRICK B-296X24	OWNER	CONTRACTOR				
EQ179	BED, BARIATRIC, ELECTRIC	OWNER	OWNER	Yes			
EQ180	VENTILATOR, ADULT/PEDI/NEONATAL	OWNER	OWNER	Yes			
EQ181	VENTILATOR, ADULT/PEDI/NEONATAL	OWNER	OWNER	Yes	Yes		
EQ185	SHARPS DISPOSAL, FLOOR CART	OWNER	OWNER	Yes			
EQ186	WASTE CAN, 40 GAL	OWNER	OWNER	Yes			
EQ187	WASTE CAN, BIO-6 GAL	OWNER	OWNER	Yes			
EQ188	STRETCHER, PROCEDURE/RECOVERY	OWNER	OWNER	Yes			
EQ189	COMMODO, BARIATRIC	OWNER	OWNER	Yes			
EQ190	VENDING MACHINE, FOOD	OWNER	OWNER	Yes			
EQ191	VENDING MACHINE, DRINK	OWNER	OWNER	Yes			
MTS003	PHYSIO MONITOR, WALL MT	OWNER	OWNER	Yes	Yes		
MTS014	PSYCHOLOGIC VITAL SIGNS MONITOR WITH STAND	OWNER	OWNER	Yes			
EQ000	PPE ORGANIZER	OWNER	CONTRACTOR				
EQ006	DISPENSER, GLOVE TRIPLE BOX	OWNER	CONTRACTOR				
EQ007	TOILET PAPER DISPENSER, 4 ROLL	OWNER	CONTRACTOR				
EQ029	DISPENSER, CLEANING SOLUTION, WALL MT	OWNER	CONTRACTOR	Yes			
EQ033	REFRIGERATOR WITH FREEZER	OWNER	OWNER	Yes			
EQ043	WASTE CAN	OWNER	OWNER				
EQ053	WHEELCHAIR, ADULT, LARGE	OWNER	OWNER				
EQ068	DEFIBRILLATOR	OWNER	OWNER	Yes			
EQ069	SUCTION PUMP, PORTABLE	OWNER	OWNER	Yes			
EQ101	DISINFECTANT WIPES, WALL MT	OWNER	CONTRACTOR				
EQ104	COVERED TABLE	OWNER	OWNER				
EQ105	CUP DISPENSER, WALL MOUNTED	OWNER	CONTRACTOR				
EQ113	MODULAR SHELVING, MOBILE	OWNER	OWNER				
EQ119	WASTE CAN, SWING TOP	OWNER	OWNER				
EQ121	COT/ORTHOSCOPE SET, DESKTOP	OWNER	OWNER	Yes			
EQ133A	OMNICELL MEDICATION DISPENSER	OWNER	OWNER	Yes	Yes		
EQ170	STEP STOOL WITH HANDRAIL	OWNER	OWNER				
MTS012	HOUSEKEEPING CART	OWNER	OWNER				
EQ175	LOW PROFILE TV MOUNT, WALL	OWNER	CONTRACTOR				
EQ176	WARMING CABINET, DUAL	OWNER	CONTRACTOR	Yes	Yes		
EQ177	LINEN HAMPER	OWNER	OWNER	No			
EQ178	PHARMACEUTICAL CONTAINER	OWNER	OWNER				
EQ182	VENTILATOR, TRANSPORT	OWNER	OWNER				
EQ183	CART, TRUCK SOLED UTILITY	OWNER	OWNER				
EQ184	CART, TRUCK LINEN BULK	OWNER	OWNER				
MTS001	MONITOR BRACKET, WALL	OWNER	CONTRACTOR				
MTS005	40" TELEVISION	OWNER	OWNER	Yes	Yes		
MTS006	32" TELEVISION	OWNER	OWNER				
TA12	BEDPAN RACK, WALL MT	OWNER	CONTRACTOR				

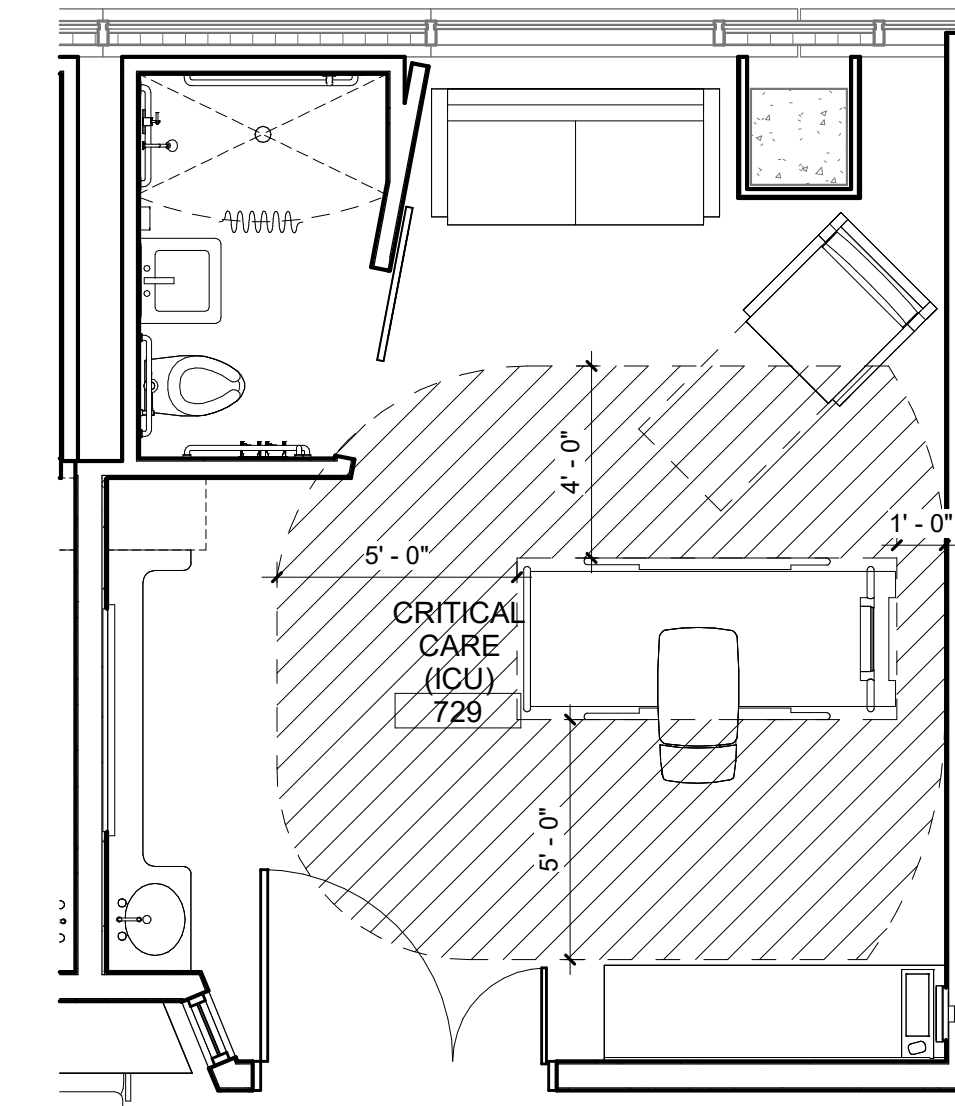
FURNISHINGS SYMBOLS LEGEND

FURNISHINGS & EQUIPMENT NOTES

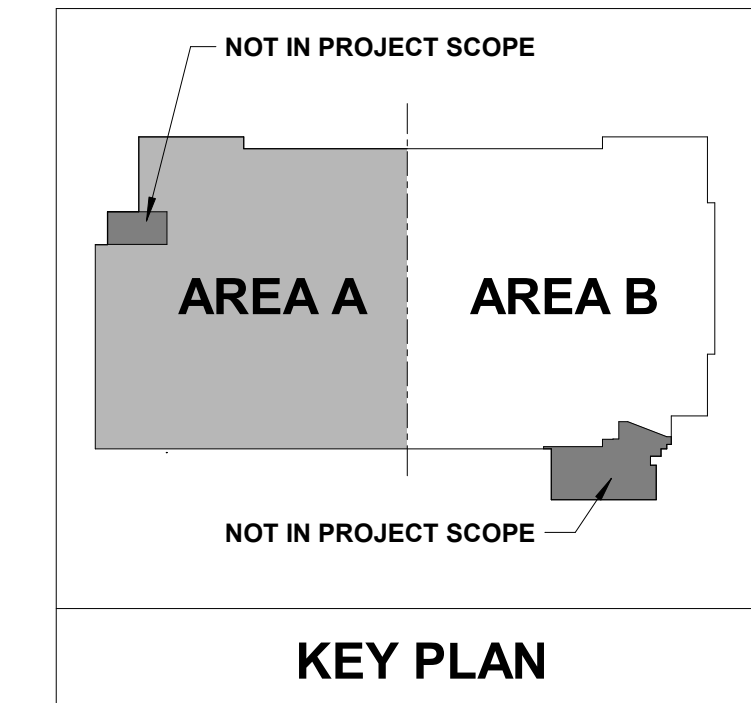
- FURNISHINGS AS INDICATED BY DASHED LINES
- FURNISHINGS ARE PROVIDED BY OWNER - INSTALLED BY OWNER UNLESS NOTED OTHERWISE
- CONTRACTOR TO PROVIDE POWER DATA FOR OWNER PROVIDED EQUIPMENT LIST EVEN IF NOT SHOWN ON PLAN
- HALF-TONED OBJECTS INDICATE THAT THEY ARE EXISTING
- REFERENCE COHEN MILLWORK STANDARDS FOR CASEWORK SECTIONS
- COORDINATE ELECTRICAL CONNECTIONS WITH M.E.P AND NOTIFY ARCHITECT OF DISCREPANCIES
- ALL WALL MOUNTED EQUIPMENT TO BE SUPPORTED WITH FIRE TREATED BLOCKING AS REQUIRED
- NOTE THAT NOT ALL WALL MOUNTED EQUIPMENT WILL BE ELEVATED, REF. EQUIPMENT PLANS AND ENLARGED PLANS
- CONTRACTOR TO SCHEDULE AND NOTIFY ARCHITECT, OWNER, USER GROUPS, AND ASSOCIATED CONTRACTORS FOR A "BOW-WALK" IN WHICH ALL MEP, LOW VOLTAGE, AND OWNER PROVIDED SYSTEMS REPRESENTATIVES MEET TO REVIEW THE ROUGH-IN AND DEVICE LOCATIONS OF EACH TYPICAL SPACE. THE DEVICE LOCATIONS SHALL BE IDENTIFIED PRIOR TO CONDUIT, CONDUITORS, PLUMBING, PIPING, OR OTHER INFRASTRUCTURE IS EXTEND TO THE END DEVICE. ANY ADJUSTMENTS RECOMMENDED AND APPROVED BY OWNER (AS PERMITTED BY CODES) WILL BE DOCUMENTED BY CONTRACTOR, SHARED WITH THE A/E/C AND OWNER TEAM, AND INSTALLED PER THE DOCUMENTATION.
- EQUIPMENT RESPONSIBILITY AS INDICATED ON EQUIPMENT SCHEDULE
- FINAL POWER AND DATA TO BE COORDINATED WITH FURNITURE LAYOUT FROM OWNER'S FURNITURE VENDOR
- OWNER PROVIDED FURNITURE SHOWN FOR SPACE PLANNING PURPOSES ONLY. FINAL LAYOUT DETERMINED WITH OWNER'S FURNITURE VENDOR.



1 7TH FLOOR EQUIPMENT ICU ROOM 733
1/4" = 1'-0"



2 7TH FLOOR EQUIPMENT ICU ROOM 729
1/4" = 1'-0"



3 7TH FLOOR EQUIPMENT PLAN - AREA B
1/8" = 1'-0"

No.	Date	Description

PROGRESS DRAWING
9/29/2024 7:06:31 PM
NOT FOR CONSTRUCTION

Mercy Project No.: 2040-821203
Date: 09/30/2024
Scale: As indicated

MERCY NWA HOSPITAL
Building No.: 1388
ROGERS 7TH FLOOR ICU
2710 RIFE MEDICAL LANE, ROGERS, AR 72758



7TH FLOOR
Sheet No. **A11.1B**

