TOILET ACCESSORY LEGEND			
TAG	DESCRIPTION	MANU.	MODEL
TA-1	STAINLESS STEEL GRAB BAR 18" (1-1/4" DIA.)	BOBRICK	B6806.99 X 18
TA-2	STAINLESS STEEL GRAB BAR 36" (1-1/4" DIA.)	BOBRICK	B6806.99 X 36
TA-3	STAINLESS STEEL GRAB BAR 42" (1-1/4" DIA.)	BOBRICK	B6806.99 X 42
TA-4	MATTE BLACK ESSENTIAL CAPSULE 18 X 36 MIRROR	KOHLER	K-31371-BNL
TA-5	STAINLESS XPRESS COUNTERTOP PAPER TOWEL DISPENSER	TORK	302030
TA-6	DOUBLE ROLL TOILET PAPER DISPENSER W/ SHELF	BOBRICK	B-540.M BLK
TA-7	SURFACE MOUNTED SANITARY NAPKIN DISPOSAL	BOBRICK	B-270
TA-8	MATTE BLACK ROBE HOOK	DELTA	75935
TA-9	5 5/16" METAL CIRCULAR WASTE CHUTE	BOBRICK	B-532
TA-10	UTILITY SHELF WITH HOOKS	BOBRICK	B-224

PLAN GENERAL NOTES:

1. ALL INTERIOR PARTITIONS ARE DIMENSIONED TO THE CENTER OF THE PARTITION UNLESS OTHERWISE NOTED.
2. DIMENSIONS ASSOCIATED WITH INTERIOR PARTITIONS WHEN TAKEN FROM EXTERIOR CONCRETE WALLS ARE DIMENSIONED TO THE INTERIOR FACE OF CONCRETE.
3. AT GYP. BD. PARTITIONS, DOOR JAMBS ARE TO BE 4" OFF OF ADJACENT WALLS UNLESS OTHERWISE NOTED.
4. AT GYP. BD. PARTITIONS, ALL DOORS ARE DIMENSIONED TO CENTER WHERE SHOWN.
5. ALL EXTERIOR DIMENSIONS ARE TO THE FACE OF FINISH UNLESS OTHERWISE NOTED.
6. WHERE DIMENSIONS ARE NOTED "CLEAR", IT IS FROM FACE OF FINISH MATERIAL TO FACE OF FINISH MATERIAL.
7. WHERE SURFACES ARE NOTED TO "ALIGN", FACES OF FINISH MATERIALS ARE TO ALIGN.
8. PROVIDE WOOD BLOCKING IN PARTITIONS FOR ALL AV EQUIPMENT, TOILET ACCESSORIES, WALL CABINETS, ETC.

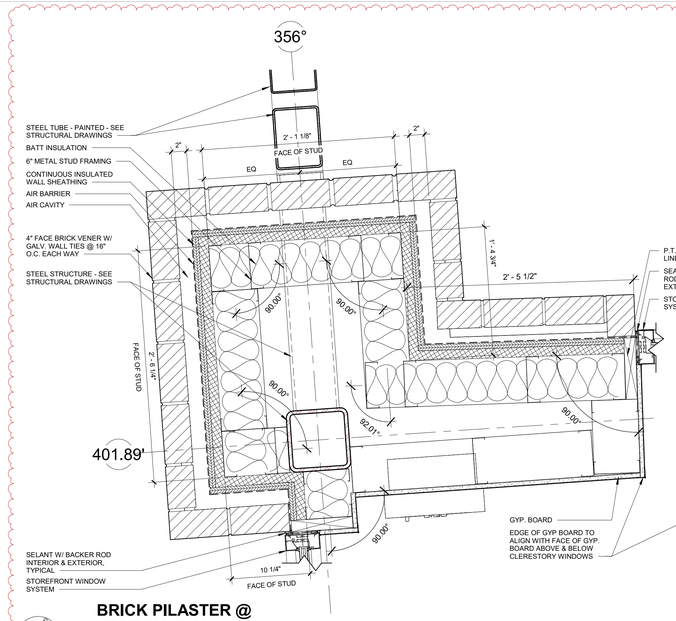

BRICK PILASTER @ VESTIBULE 02
4 — 1 1/2" = 1'-0"

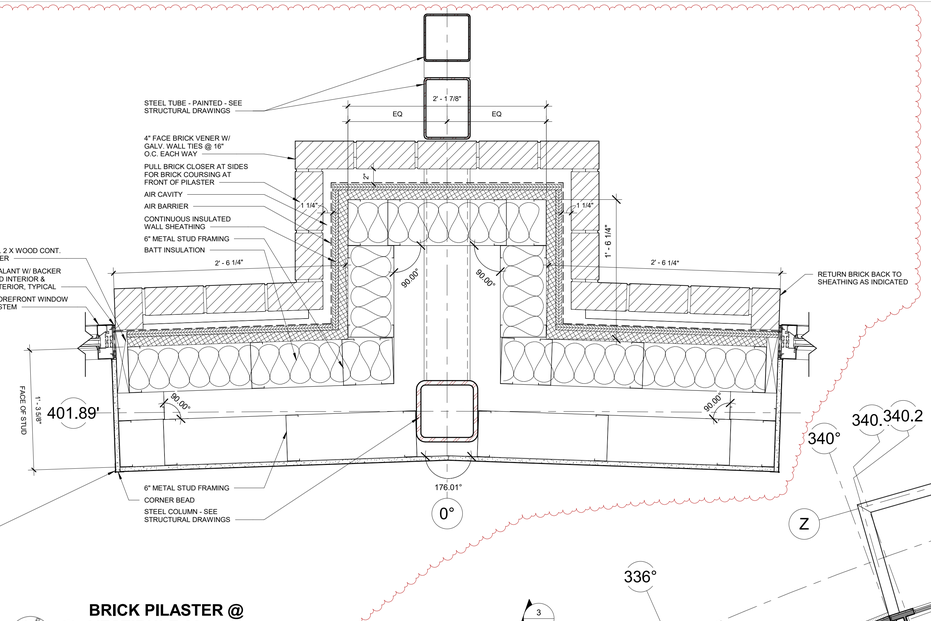

BRICK PILASTER @ VESTIBULE 03
5 — 1 1/2" = 1'-0"

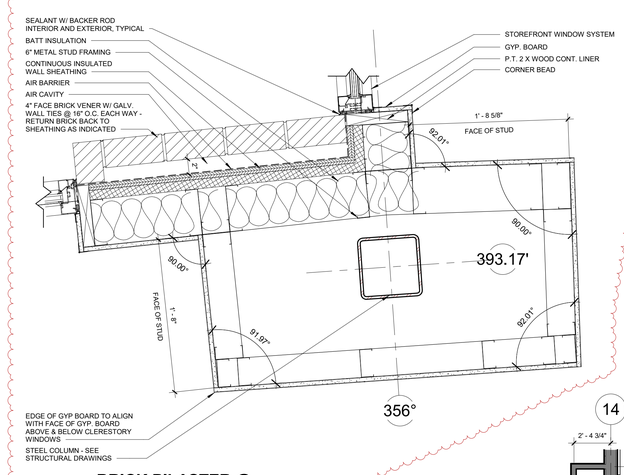

BRICK PILASTER @ VESTIBULE 01
3 — 1 1/2" = 1'-0"

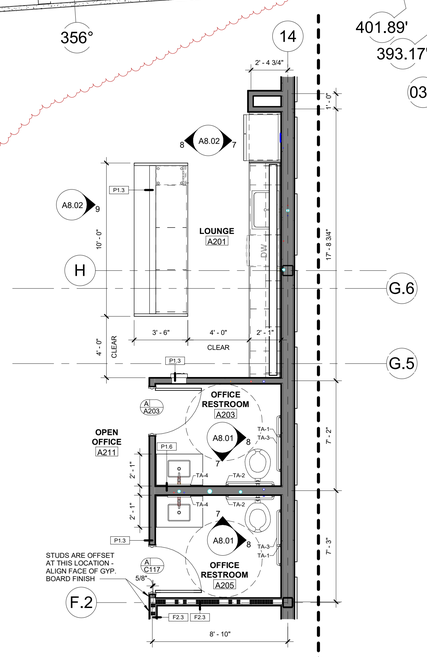

ENLARGED OFFICE LOUNGE PLAN
2 — 1/4" = 1'-0"

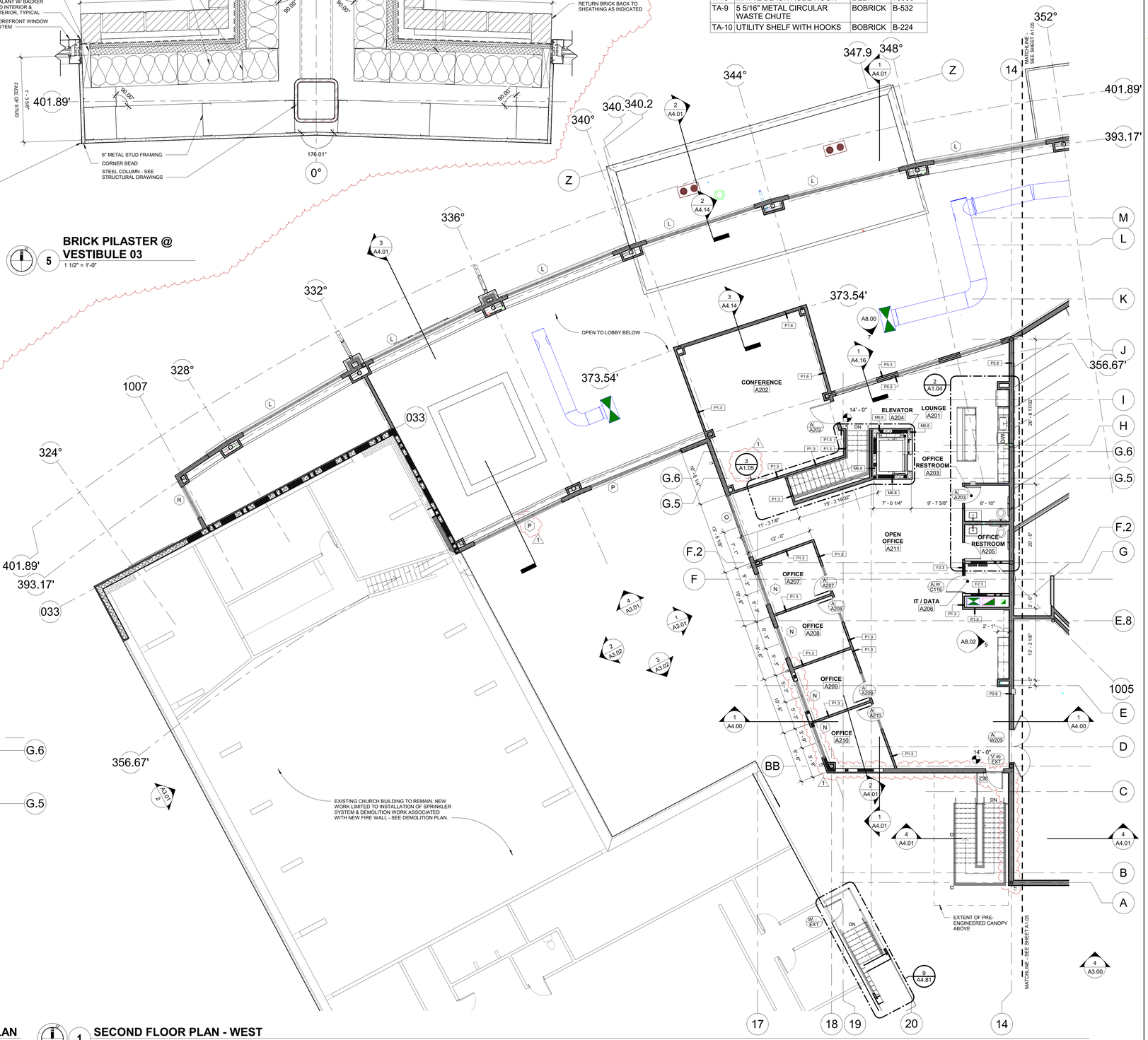

SECOND FLOOR PLAN - WEST
1 — 1/8" = 1'-0"

LIVE design group
architecture interior design
3117 2nd Avenue South Birmingham, AL 35233
p 205.870.3090
www.LIVEdesigngroup.com

REGISTERED ARCHITECT CRAIG A. KRAWCZYK No. 10048 STATE OF ARKANSAS

Digitally signed by Craig A Krawczyk
Date: 2025.09.17 15:53:36 -05'00'

CALVARY CHURCH
CALVARY CHURCH FACILITY ADDITION
BENTONVILLE, AR

Revisions

No.	Description	Date
1	Addendum 01	09/12/25

Project Number
21010

Date
08/12/2025

SECOND FLOOR PLAN - WEST

A1.04

This drawing is the property of LIVE design group pc, and is not to be reproduced, copied, or altered in whole or in part or used for any purpose without the approval of LIVE design group pc, and is to be returned upon request. 3117 2nd Avenue South Birmingham, AL 35233 | p 205.870.3090 | www.LIVEdesigngroup.com

9/16/2025 7:54:37 PM