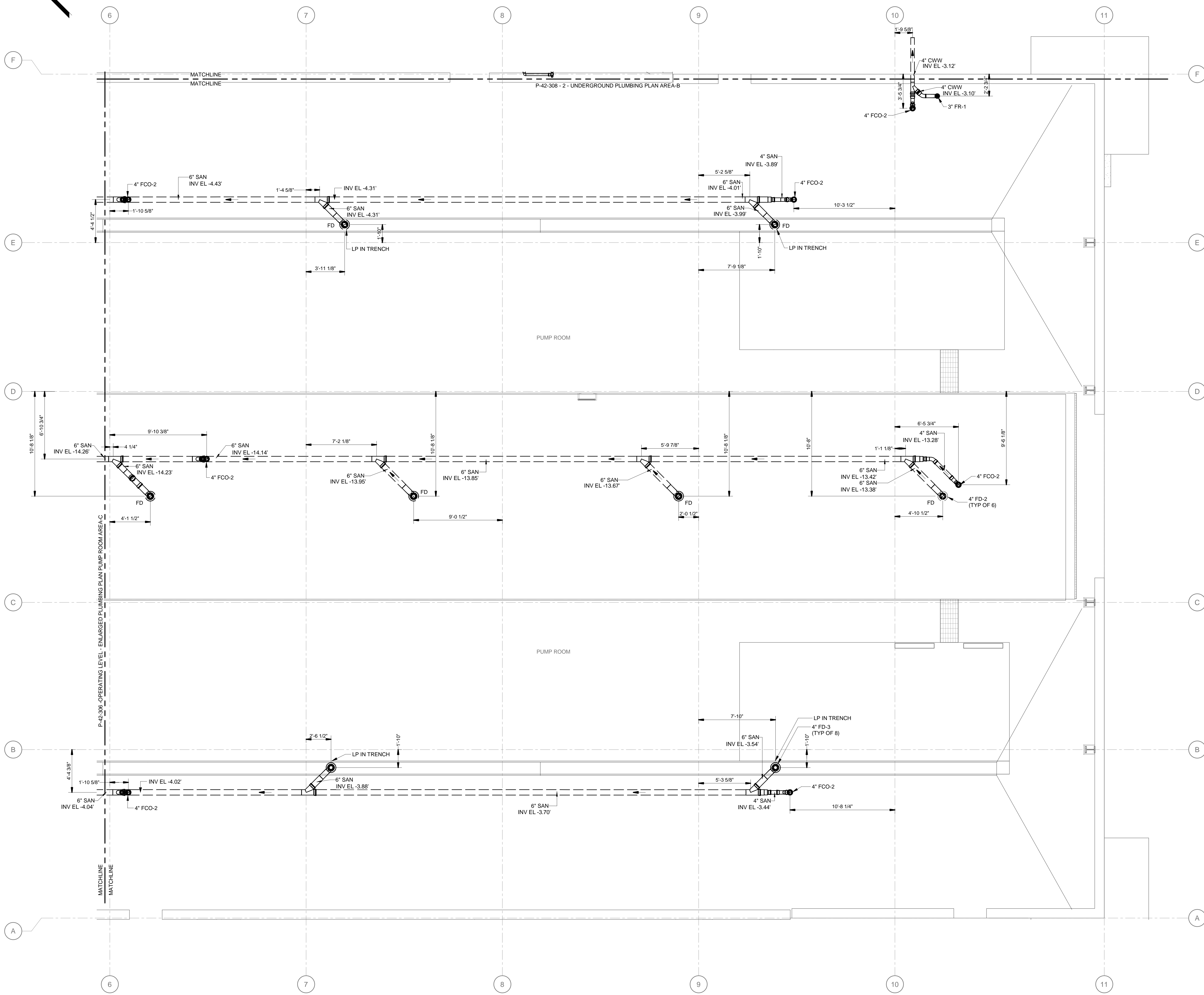
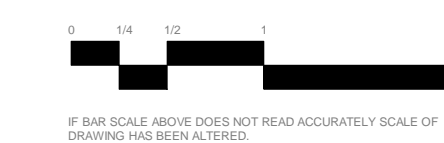
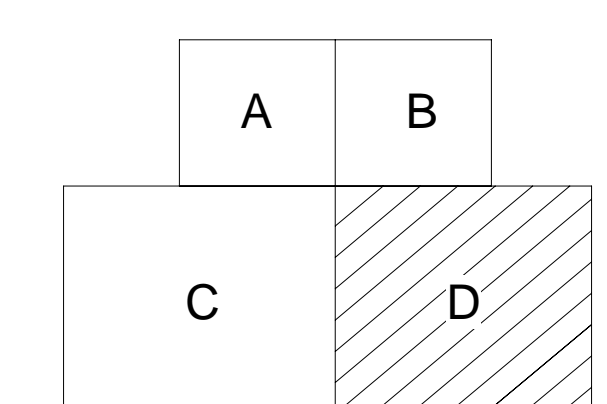


General Notes:
1. All the elevation are taken from Operating Level (1258.50').

ABBREVIATION	DETAIL
CO	CLEANOUT
VTR	VENT THROUGH ROOF
AFF	ABOVE FINISHED FLOOR
FD	FLOOR DRAIN
FCO	FLOOR CLEANOUT
BV	BALL VALVE
FR	FUNNEL RECEPTOR
MS	MOP SINK
FS	FLOOR SINK
NT	NEUTRALIZATION TANK
DN	DOWN
EWC	ELECTRIC WATER COOLER
V	VENT
SAN	SANITARY
WCO	WALL CLEANOUT
WC	WATER CLOSET
UR	URINAL
L	LAVATORY
INV EL	INVERT ELEVATION
CWW	CLEAR WATER WASTE



ENLARGED PLUMBING PLAN PUMP ROOM AREA-D
1/4" = 1'-0"



LEGAL DISCLAIMER
THIS DOCUMENT, INCLUDING ALL SETS OF THIS DRAWING, IS AN INSTRUMENT OF A PROFESSIONAL SERVICE AND SHALL NOT BE USED IN ANY MANNER THAT CONFLICTS WITH THE INTERESTS OF COMFORT SYSTEMS USA, INC. OR ANY OF ITS AFFILIATED COMPANIES. THE USER OF THIS DOCUMENT SHALL BE AT THE USER'S SOLE RISK WITHOUT LIABILITY ON THE PART OF COMFORT SYSTEMS USA, INC.

BEAVER WATER DISTRICT
WESTERN CORRIDOR PUMP STATION
PROJECT ADDRESS

OPERATING LEVEL - ENLARGED PLUMBING PLAN PUMP ROOM AREA-D

Rev.	Date	Description	By

PROJECT NUMBER:	405654
PROJECT ISSUE DATE:	10.03.2023
DRAWN:	PIS
CHECKED:	JZ
CONTRACT REF:	REF
P-42-307	

03-10-2023 15:45:43