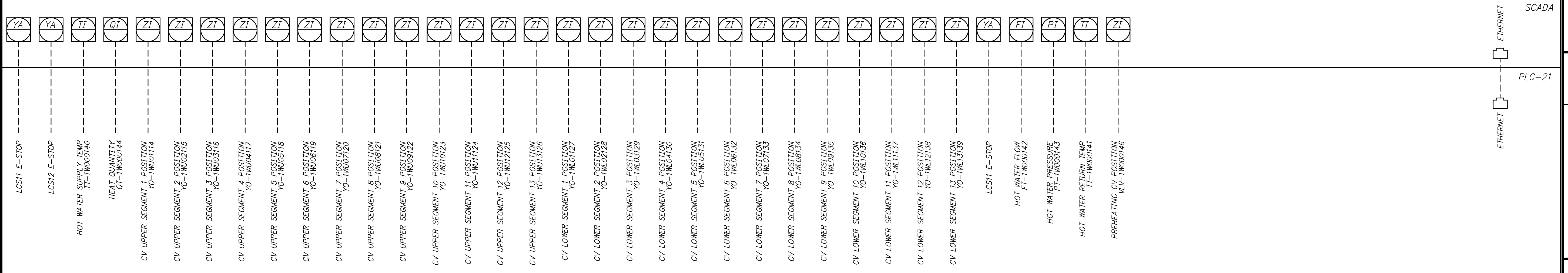
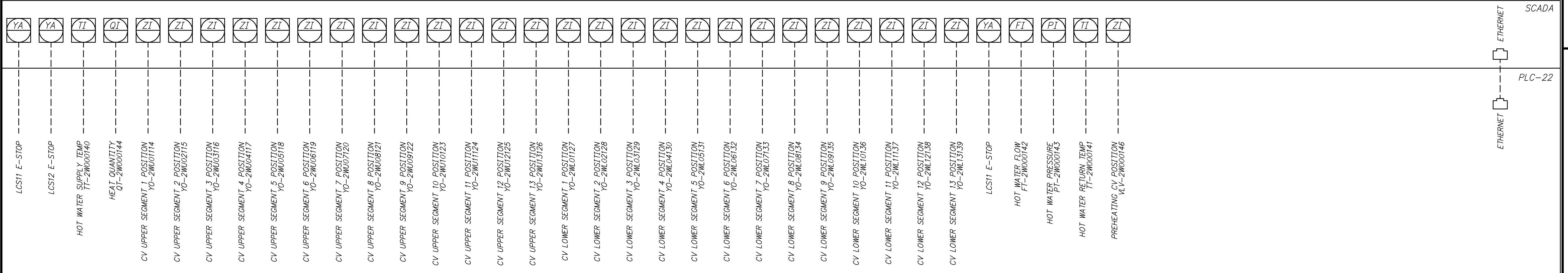


Z:\20\2020043 ROGERS SOLIDS HANDLING IMPROVEMENTS, PH. 2\DRAWINGS\CONSTRUCTION DRAWINGS\WIP\IA-13.DWG, 8/26/2024 11:24 AM, MATT WEIR, LAYOUT

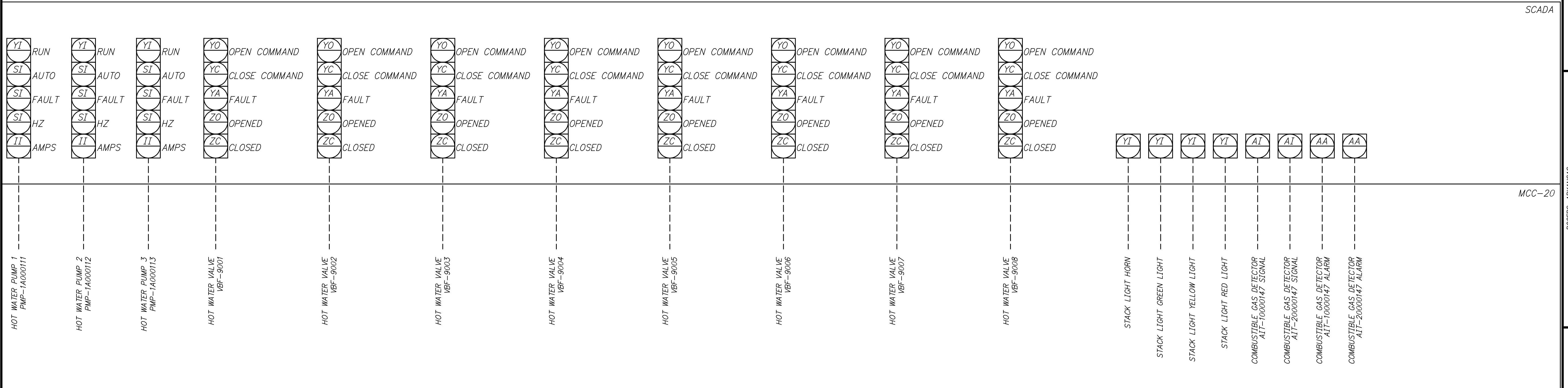
DRYER 1 BOILER



DRYER 2 BOILER



HOT WATER PUMPS



1" ONE INCH AT FULL SIZE IF NOT ONE INCH SCALE ACCORDINGLY

REVISION	DATE



HAWKINS WEIR ENGINEERS, INC.
BLACK & VEATCH

ROGERS, ARKANSAS
ROGERS POLLUTION CONTROL FACILITY (PCF)
SOLIDS HANDLING IMPROVEMENTS, PHASE II
SCADA DISPLAY AND CONNECTION DIAGRAM
FOR: ROGERS WATER UTILITIES

DATE: AUGUST 2024
SCALE: NTS
DESIGNED BY: LSM
DRAWN BY: LSM
HWEI NO.: 2020043
FILENAME: IA-13