


INTERSTATE 30 & STATE HIGHWAY 229
BENTON ARKANSAS 72019

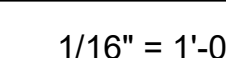
7800 Washington Ave., Suite 600
main: 713 600 3600
Houston, TX 7700
www.laarc.com

[illegible]

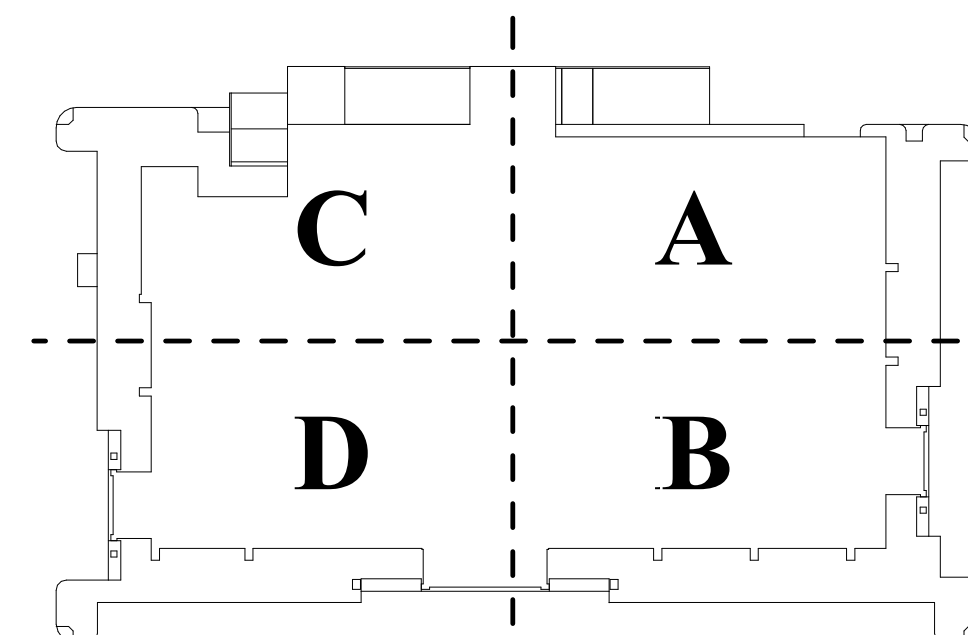
Copyright 2024 Lawrence S. Levinson, AIA. Warning: This document is protected by U.S. Copyright Law Under Section 102 of the U.S. Copyright and the Architectural Works Copyright Protection Act of 1990. Unauthorized reproduction and distribution of this document or any portion of it, other than for use of this particular project, is prohibited and may result in severe civil and criminal penalties, and will be prosecuted to maximum extent possible under the law.

LAARC PROJECT NUMBER: 2024-107.00

BENTON, ARKANSAS



1	FLOOR FINISH PLAN OVERALL
---	---------------------------



1. REFER TO INTERIOR ELEVATION SHEETS FOR WALL FINISHES.
2. REFER TO SPECIFICATIONS FOR APPROVED SETTING MATERIAL
3. A REPRESENTATIVE FROM SETTING MATERIAL MANUFACTURER TO BE ON SITE WHEN WORK STARTS.
4. REFER TO DETAILS 3/A/1.1, 4/A/1.1 & 5/A/1.1 FOR ALL TILE CORNER TRIM AND FINISH DETAILS.

1. REFER TO INTERIOR ELEVATION SHEETS FOR WALL FINISHES.
2. REFER TO SPECIFICATIONS FOR APPROVED SETTING MATERIAL
3. A REPRESENTATIVE FROM SETTING MATERIAL MANUFACTURER TO BE ON SITE WHEN WORK STARTS.
4. REFER TO DETAILS 3/A/1.1, 4/A/1.1 & 5/A/1.1 FOR ALL TILE CORNER TRIM AND FINISH DETAILS.

- 1 END OF TILE LINE ARC.
- 2 MIDPOINT OF TILE LINE ARC.
- 3 CENTER OF RADIUS.
- 4 TILE DATUM POINT (CENTER VERTICAL LINE AT RESTROOM HALLWAY ENTRANCE)
- 5 TERMINATE TILE PATTERN WITH FULL WIDTH TILE.
- 6 PROVIDE ADA-COMPLIANT SATIN ANODIZED ALUMINUM TRANSITIONS FROM TILE TO EXPOSED CONCRETE FLOORS. RE: 2 / A1-41
- 7 PROVIDE EPOXY GROUT IN SHADED AREA AT MEN'S URINALS. INSTALL A MIN DISTANCE OF 5" MIN FROM THE URINAL WALL, OR TO THE NEAREST JOINT PASSED 5 FT., FIELD VERIFY.
- 8 PROVIDE EPOXY GROUT FOR QUARRY TILE IN FOOD SERVICE AREAS.
- 9 NO THRESHOLD AT AUTO DOORS. TILE PATTERN TO CONTINUE ACROSS DOOR OPENING.
- 10 BEGIN WOOD PLANK TILE PATTERN W/ FULL TILE AT THIS LOCATION.
- 11 LIGHT BROOM FINISH AT THIS AREA.
- 12 BASE AT STAINLESS STEEL WALL PANELS. RE: 6/A1-41
- 13 TRANSITION DETAILS FOR CEMENTITIOUS URETHANE FLOORING. RE: 8 - 10/A1-41
- 14 BASE DETAIL FOR CEMENTITIOUS URETHANE FLOORING. RE: 7/A1-41

- 1 END OF TILE LINE ARC.
- 2 MIDPOINT OF TILE LINE ARC.
- 3 CENTER OF RADIUS.
- 4 TILE DATUM POINT (CENTER VERTICAL LINE AT RESTROOM HALLWAY ENTRANCE)
- 5 TERMINATE TILE PATTERN WITH FULL WIDTH TILE.
- 6 PROVIDE ADA-COMPLIANT SATIN ANODIZED ALUMINUM TRANSITIONS FROM TILE TO EXPOSED CONCRETE FLOORS. RE: 2 / A1-41
- 7 PROVIDE EPOXY GROUT IN SHADED AREA AT MEN'S URINALS. INSTALL A MIN DISTANCE OF 5" MIN FROM THE URINAL WALL, OR TO THE NEAREST JOINT PASSED 5 FT., FIELD VERIFY.
- 8 PROVIDE EPOXY GROUT FOR QUARRY TILE IN FOOD SERVICE AREAS.
- 9 NO THRESHOLD AT AUTO DOORS. TILE PATTERN TO CONTINUE ACROSS DOOR OPENING.
- 10 BEGIN WOOD PLANK TILE PATTERN W/ FULL TILE AT THIS LOCATION.
- 11 LIGHT BROOM FINISH AT THIS AREA.
- 12 BASE AT STAINLESS STEEL WALL PANELS. RE: 6/A1-41
- 13 TRANSITION DETAILS FOR CEMENTITIOUS URETHANE FLOORING. RE: 8 - 10/A1-41
- 14 BASE DETAIL FOR CEMENTITIOUS URETHANE FLOORING. RE: 7/A1-41