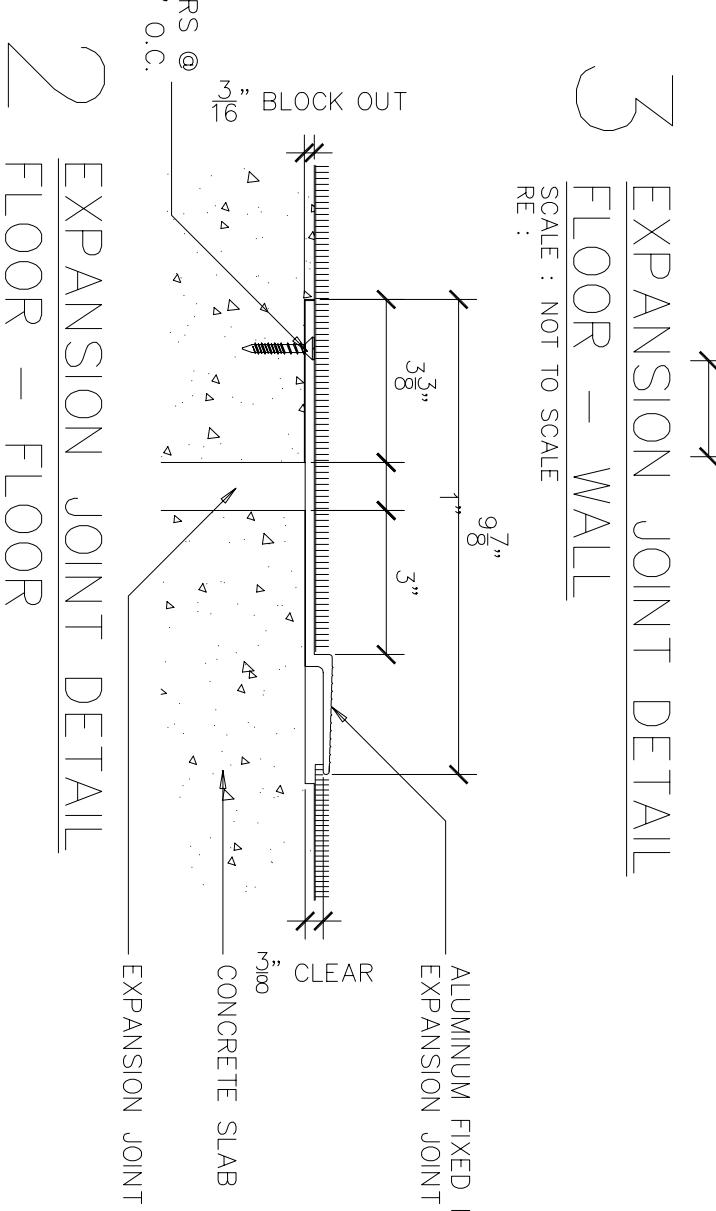
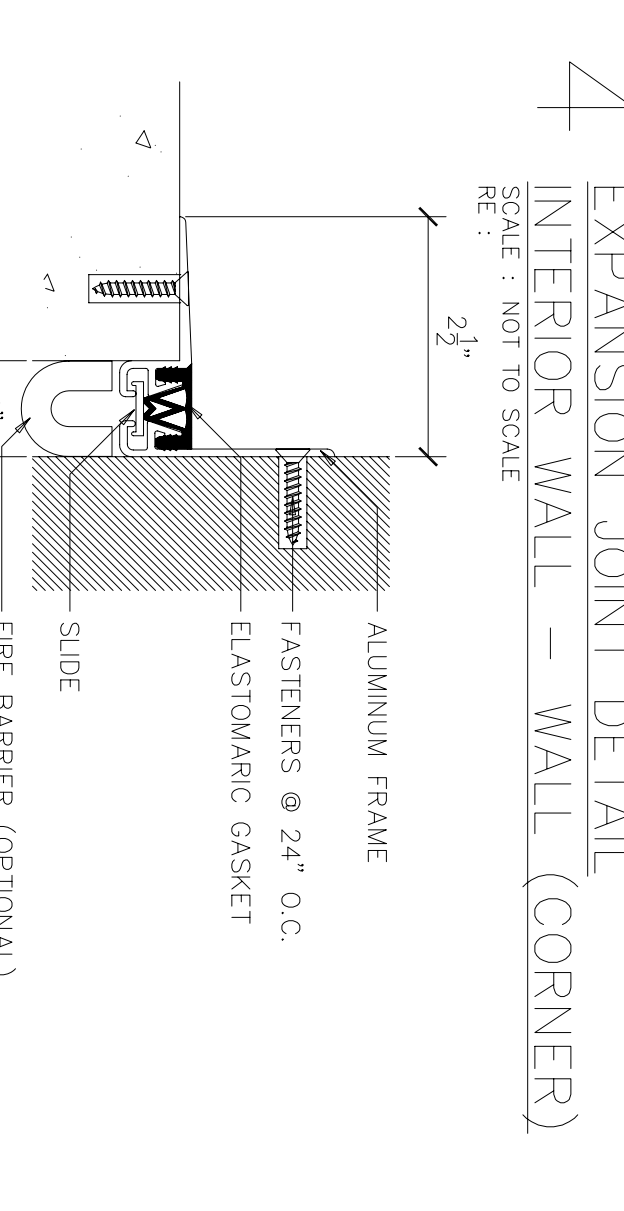
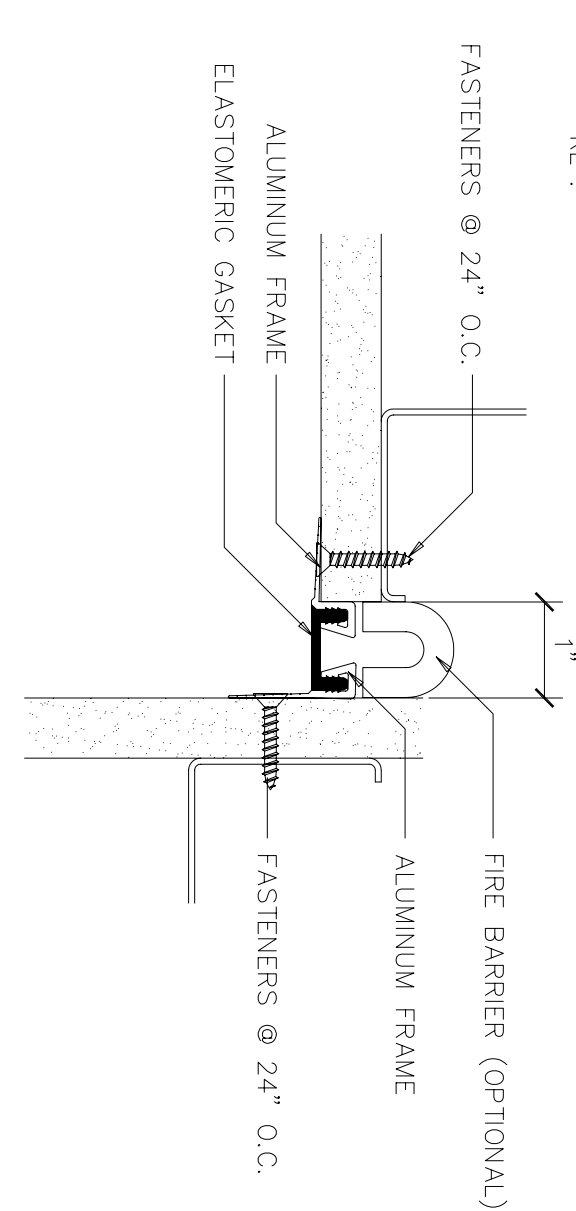
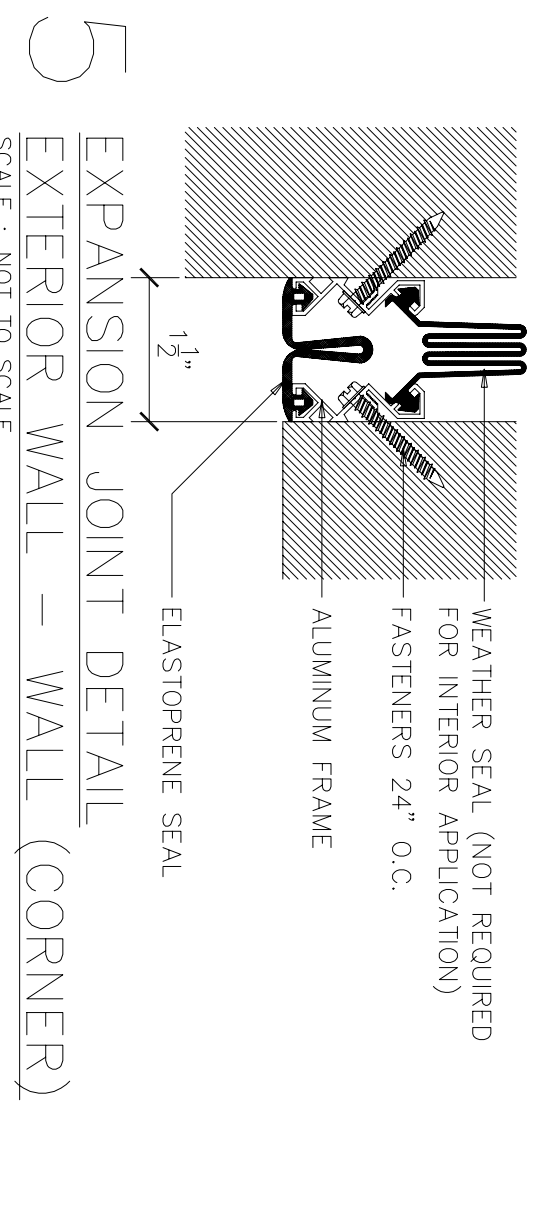
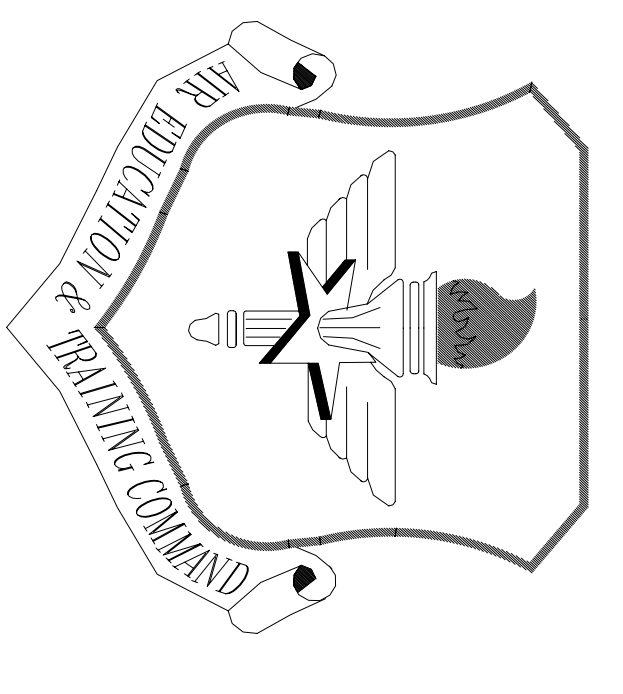


NOTE:

- EXTERIOR WALLS AND CORRIDOR WALLS ARE 6" METAL STUDS. ALL OTHER WALLS ARE 3-5/8" METAL STUD WALLS UNLESS OTHERWISE NOTED.
- REFER TO SHEET A8 & A9 FOR FIRE RATED WALL CONSTRUCTION.
- PROVIDE ACOUSTICAL BATT INSULATION (FULL HEIGHT AND FULL WIDTH) IN ALL WALLS SEPARATING INDIVIDUAL LIVING UNITS AND IN ALL WALLS SEPARATING INDIVIDUAL LIVING UNITS FROM ALL ADJACENT INTERIOR AREAS, CORRIDORS, ROOMS, SPACES, AND ETC.
- PROVIDE CORNER GUARDS AT ALL OUTSIDE CORNERS IN ALL CORRIDORS.
- PROVIDE 5/8" ABUSE RESISTANT Gypsum BOARD IN ALL CORRIDORS AND STAIRWELLS UP TO 48" A.F.F.
- REFER TO SHEET A8 & A9 FOR DOOR SCHEDULE AND SYMBOLS. REFER TO A30 FOR DOOR AND FRAME ELEVATIONS.
- ALL LOAD BEARING WALLS, SHEAR WALLS (SW), AND WALLS SEPARATING INDIVIDUAL UNITS SHALL BE CONSTRUCTED WITH 6" WIDE METAL STUDS. RE: STRUCTURAL S2, S3, S4, S5, S6, AND S7.



PARTIAL FIRST FLOOR REFERENCE PLAN - WEST WING
SCALE: 3/32" = 1'-0"
FIRST FLOOR 33,158 SQ.FT.



LITTLE ROCK A.F.B.
ARKANSAS

No.	Revision/Issue	Date	BY	APP'D
1	No Changes from Design to As-Built			

PROJECT TITLE
TEMPORARY LODGING FACILITY

SHEET TITLE
PARTIAL FIRST FLOOR REFERENCE PLAN AS-BUILT

DESIGNED BY JB / RL	FILE LOCATION BC
DATE 28 MAY 2002	PROJECT NUMBER NKA02-5001
SCALE 3/32" = 1'-0"	SHEET A1