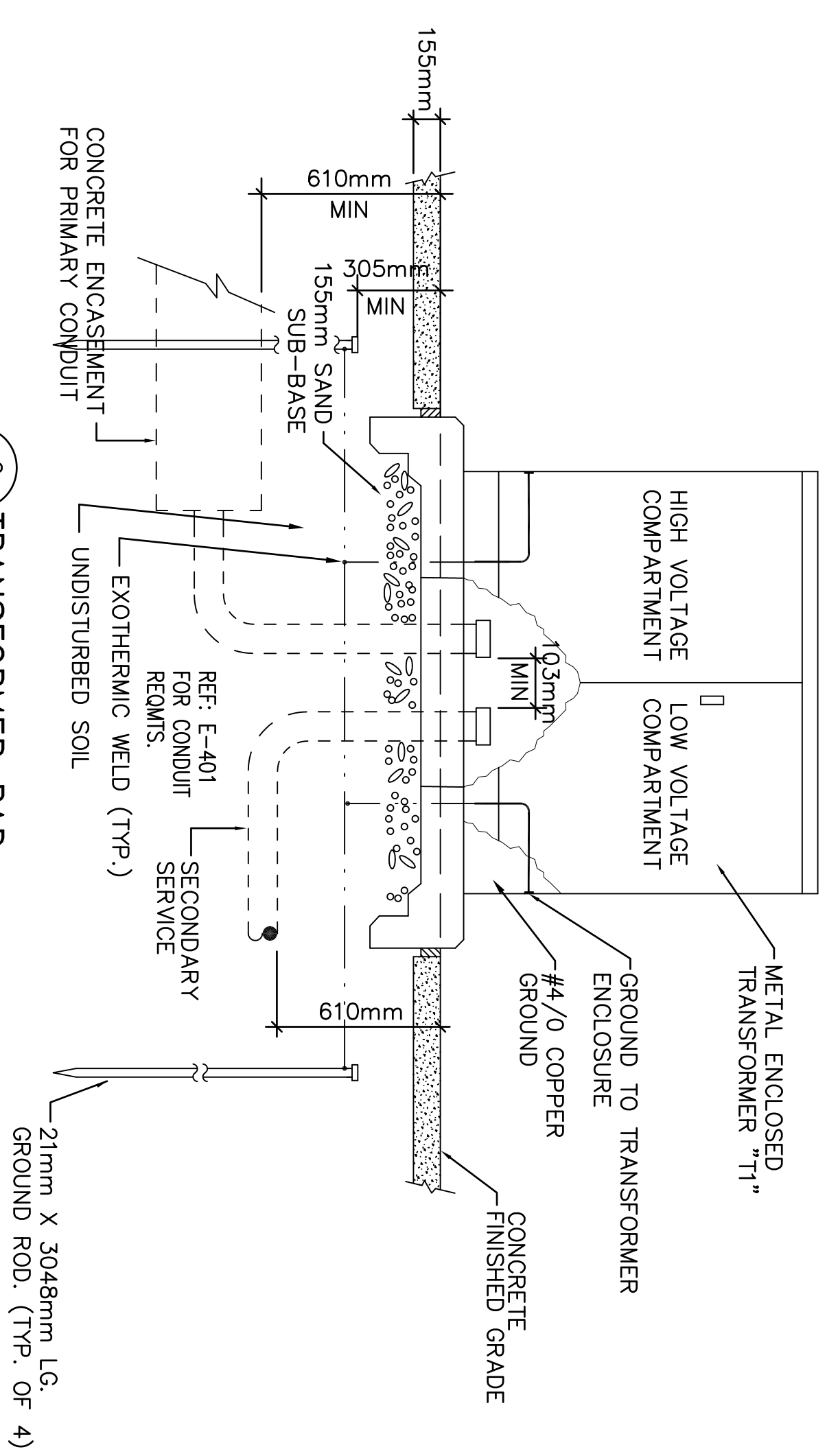
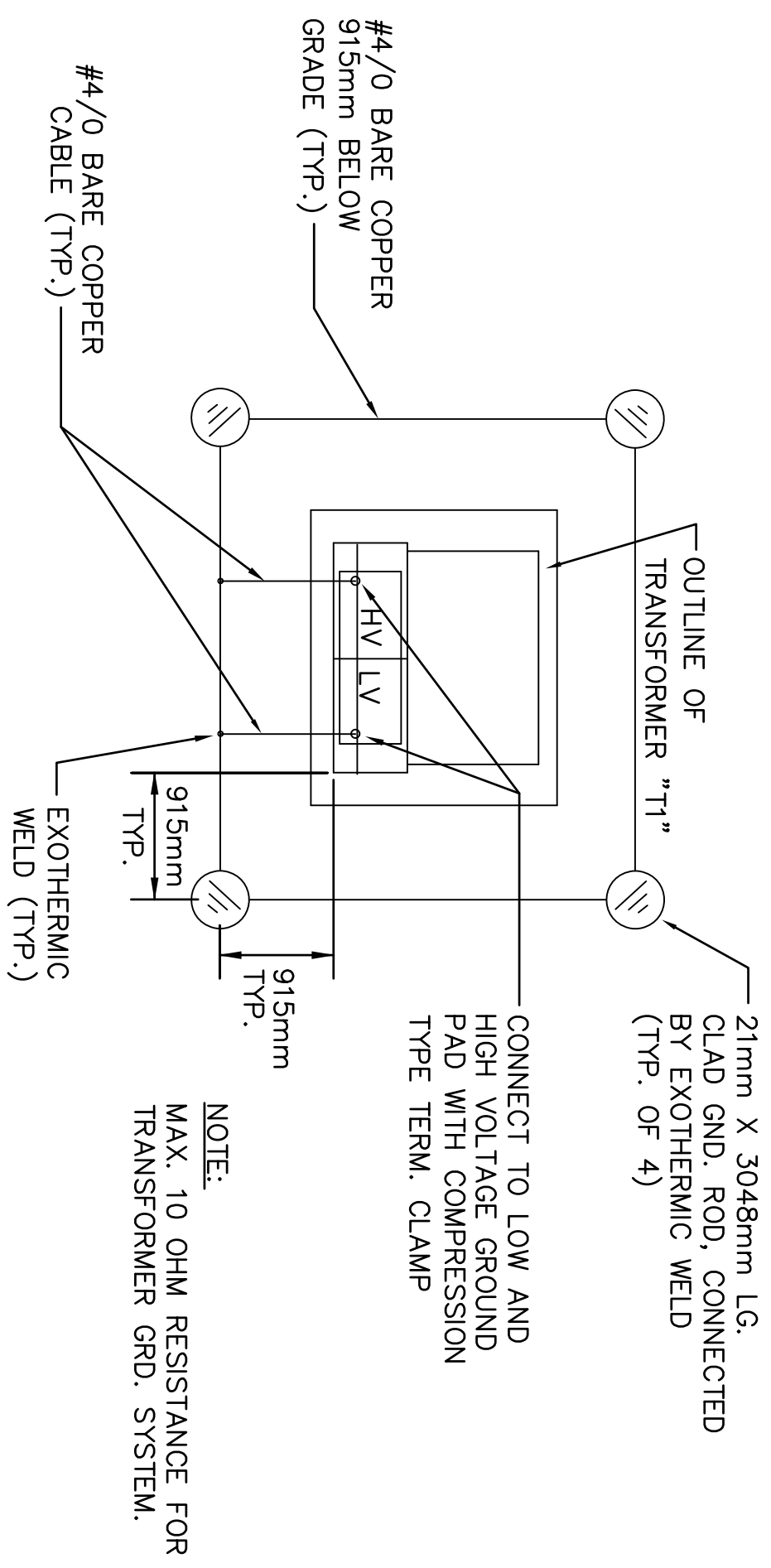


1 MECHANICAL ROOM
 E503 1:50

- KEYNOTES:**
- ① PROVIDE A 103 SQUARE mm J-BOX AT 1220mm A.F.F. FOR TRANSITION OF EMT TO FLEXIBLE CONDUIT. ROUTE EMT WITH WIRING SHOWN BACK TO PANEL AND CIRCUIT INDICATED. USE FLEXIBLE CONDUIT FOR FINAL CONNECTIONS TO EQUIPMENT.
 - ② UNDER NO CIRCUMSTANCES SHALL ANY MECHANICAL OR PLUMBING PIPING BE ROUTED ABOVE OR BELOW ELECTRICAL PANELS AND EQUIPMENT.

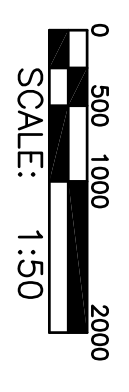


2 TRANSFORMER PAD
 E503 NOT TO SCALE



3 TRANSFORMER GROUNDING DETAIL
 E503 NOT TO SCALE

NOTE:
 MAX. 10 OHM RESISTANCE FOR TRANSFORMER GRD. SYSTEM.



Mark	Description	Date	Appr.	Mark	Description	Date	Appr.

DEPARTMENT OF THE ARMY U.S. ARMY CORPS OF ENGINEERS LITTLE ROCK DISTRICT LITTLE ROCK, ARKANSAS		Designed by: RH	Drawn by: MB	Contract Date: 02/04/03
		Reviewed by: PWD	Drwg. Code:	File Name: 151001E-503
(918) 492-1600 www.atkinsbenham.com a member of the WS Atkins group of companies		Submitted by: Atkins Benham, Inc.	Plot date: 02/04/03	Contract No.: DACW03-03-R-0021
Invitation No.: DACW03-03-R-0021		Plot scale: 1:1		Contract No.: DACW03-03-B-

ADAL C-130J AIRCREW FUSELAGE TRAINER LRAFB, LITTLE ROCK AR. Project No. NKAK 043005	ENLARGED PLANS AND DETAILS
-------------------------------------------------------------------------------------------	----------------------------

Sheet Reference Number: E-503 Sheet 86 of 91
