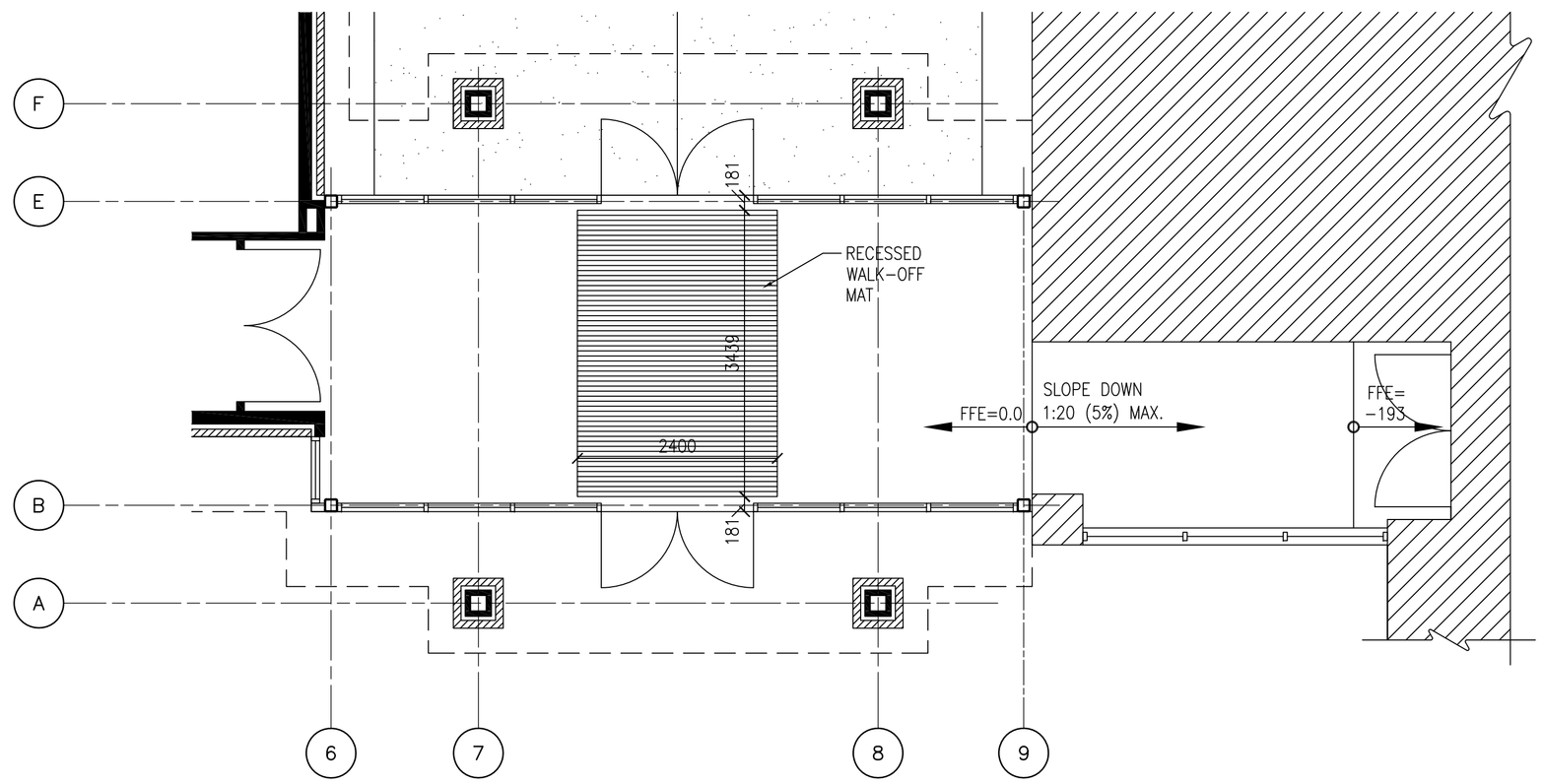

1 ENTRY FLOOR PLAN
A101 A401 SCALE: 1:50

NORTH
PLAN NORTH

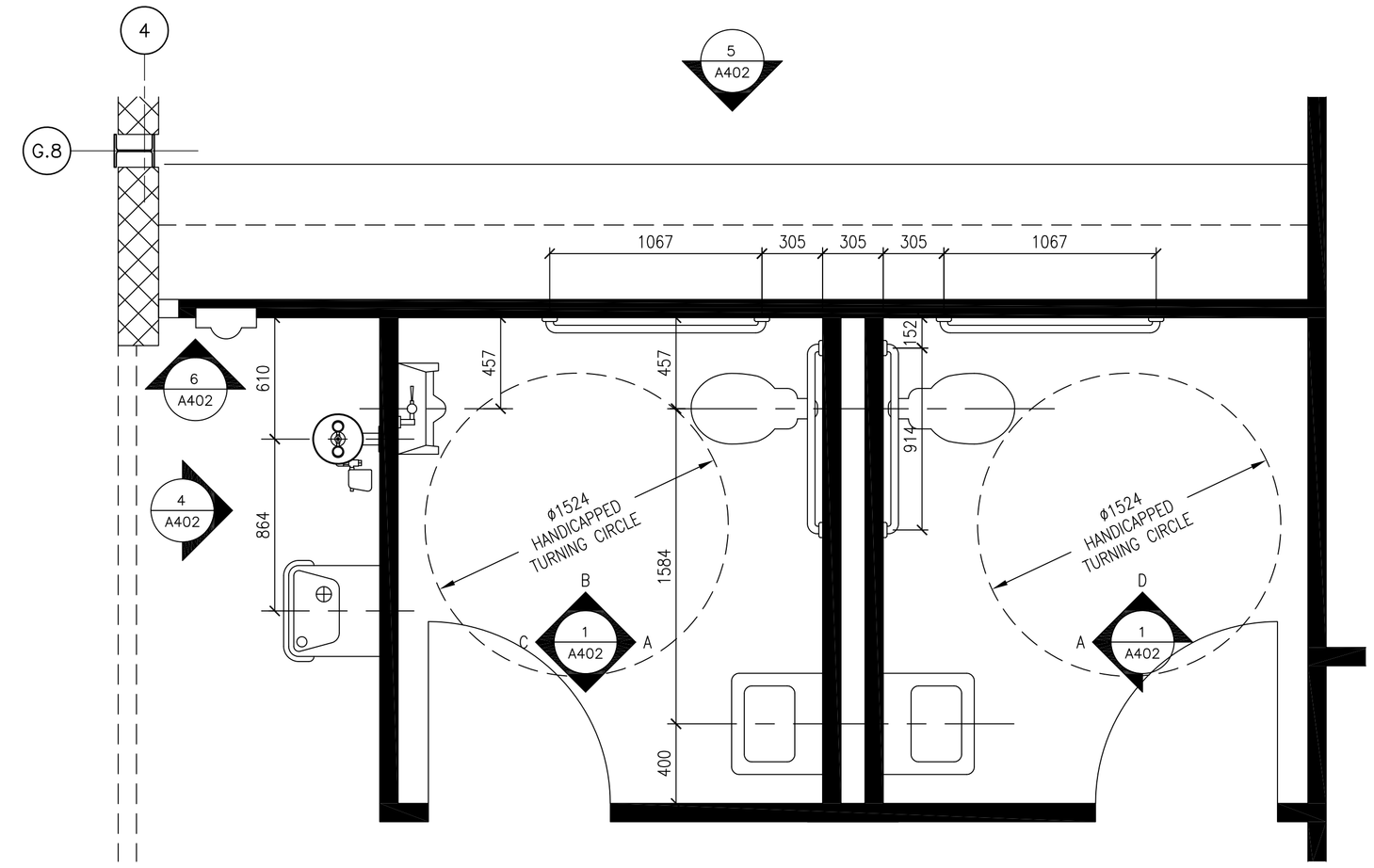

2 ENLARGED TOILET PLAN
A101 A401 SCALE: 1:20

NORTH
PLAN NORTH

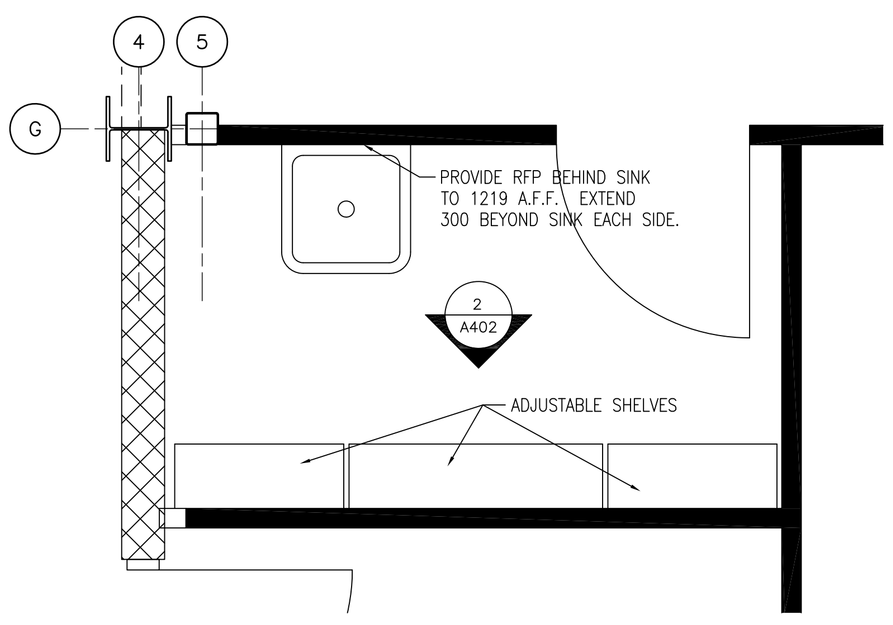

3 ENLARGED PLAN
A101 A401 SCALE: 1:20

NORTH
PLAN NORTH

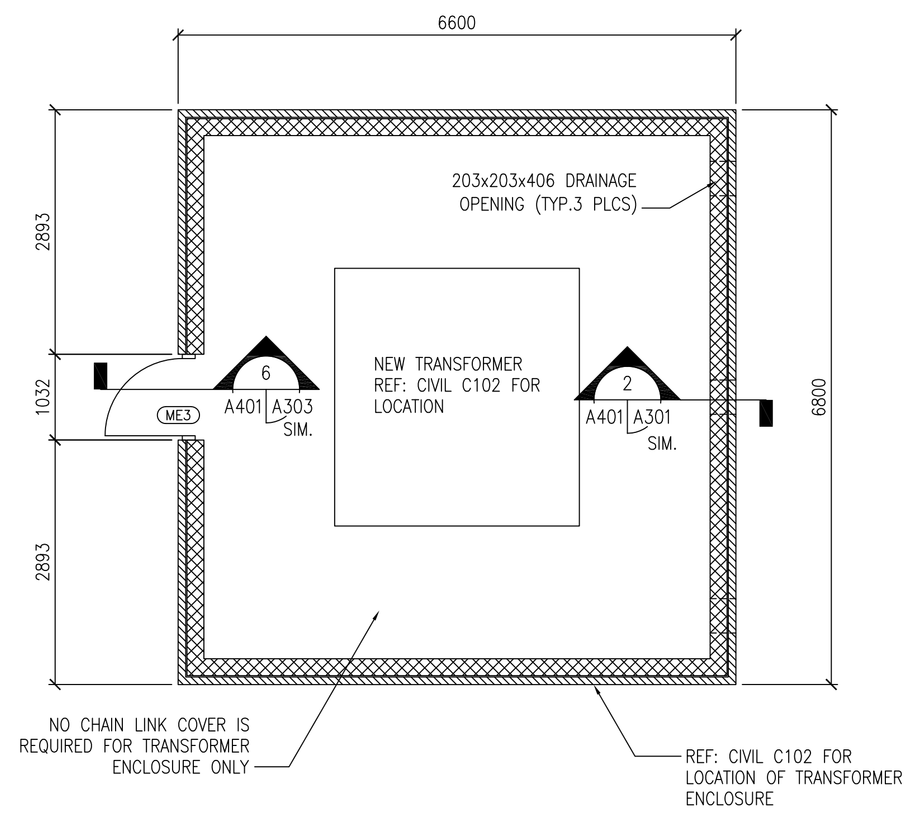

4 TRANSFORMER ENCLOSURE PLAN
A101 A401 SCALE: 1:50

NORTH
PLAN NORTH

NOTE:
ALL DIMENSIONS AND/OR DIMENSIONS SHOWN IN CALLOUTS/NOTES ARE IN MILLIMETERS (mm) UNLESS OTHERWISE NOTED.

GRAPHIC SCALE:

0 200 400 800
SCALE: 1:20

0 500 1000 2000
SCALE: 1:50

U.S. ARMY CORPS OF ENGINEERS
LITTLE ROCK DISTRICT

Mark	Description	Date	Appr.	Mark	Description	Date	Appr.

Designed by: JRT
Drawn by: JRT
Contract Date:
Reviewed by: TW
Drwg. Code:
File Name: 151001A-401
Plot date: 02/26/03
Plot scale: 1:1
Submitted by:
Contract No: DACA03-03-B-0001
Atkins Benham, Inc.
Initiation No: DACA03-03-A-0001

DEPARTMENT OF THE ARMY
U.S. ARMY CORPS OF ENGINEERS
LITTLE ROCK DISTRICT
LITTLE ROCK, ARKANSAS

Atkins Benham
(918) 582-1500 www.atkinsbenham.com
a subsidiary of the Atkins group of companies
WS Atkins

ADAL C-130J AIRCREW FUSELAGE TRAINER
LRAFB, LITTLE ROCK AR.
Project No. NKAK 043005

ENLARGED FLOOR PLANS

Sheet Reference Number:
A-401
Sheet 29 of 91

Drawing: F:\240215100 1 LRAFB C130J FUSELAGE TRAINER\20_CAD\A\151001A-401 Saved: 03/27/2003 17:19 By: tbg DimScale: 1.00 (TM=0)
XRefs: 151001G-BS001.DWG 151001A-FP01.DWG 151001S-CP01.DWG 151001A-DT07.DWG