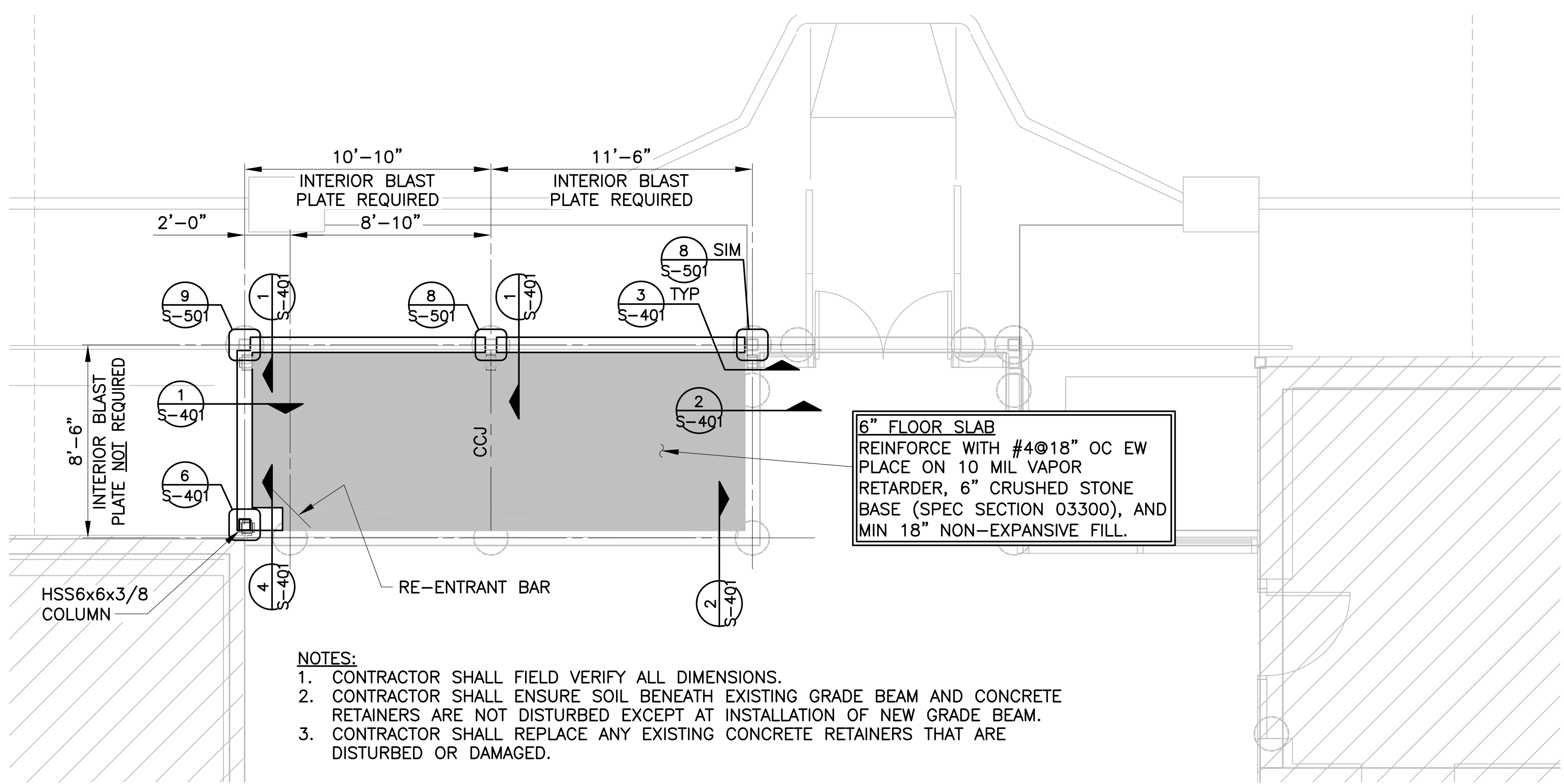
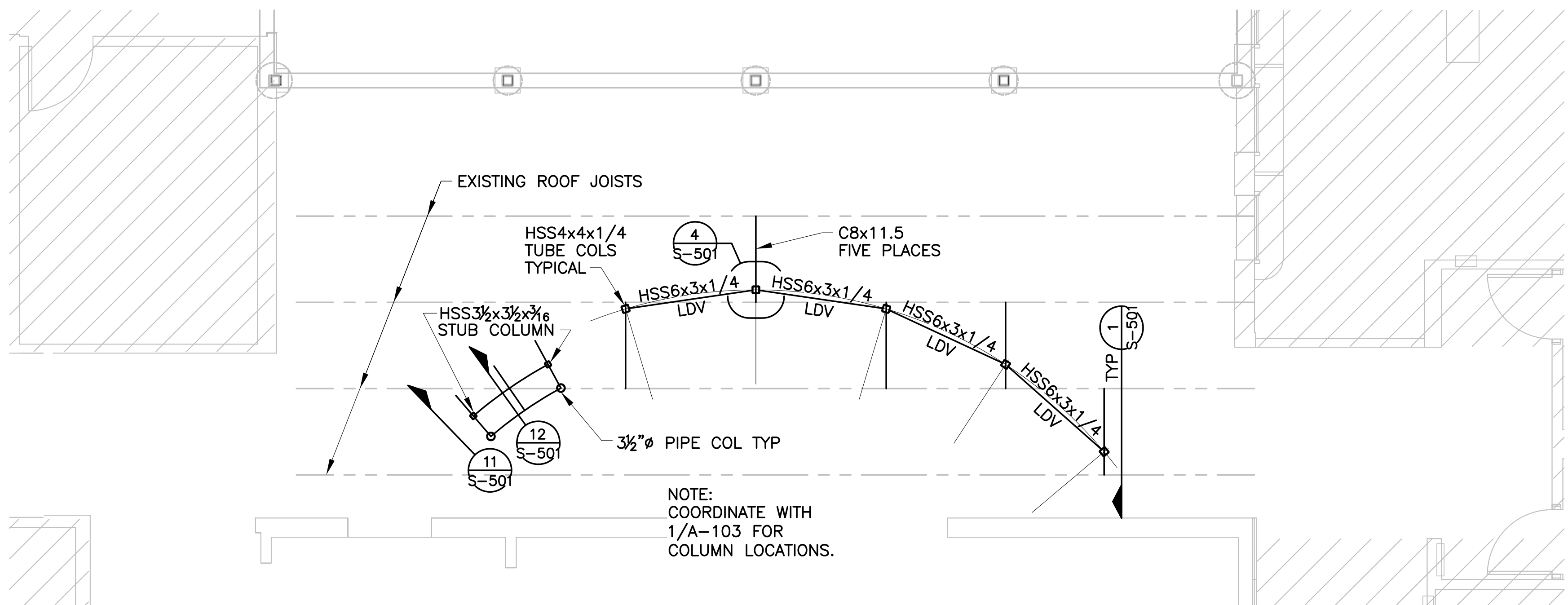


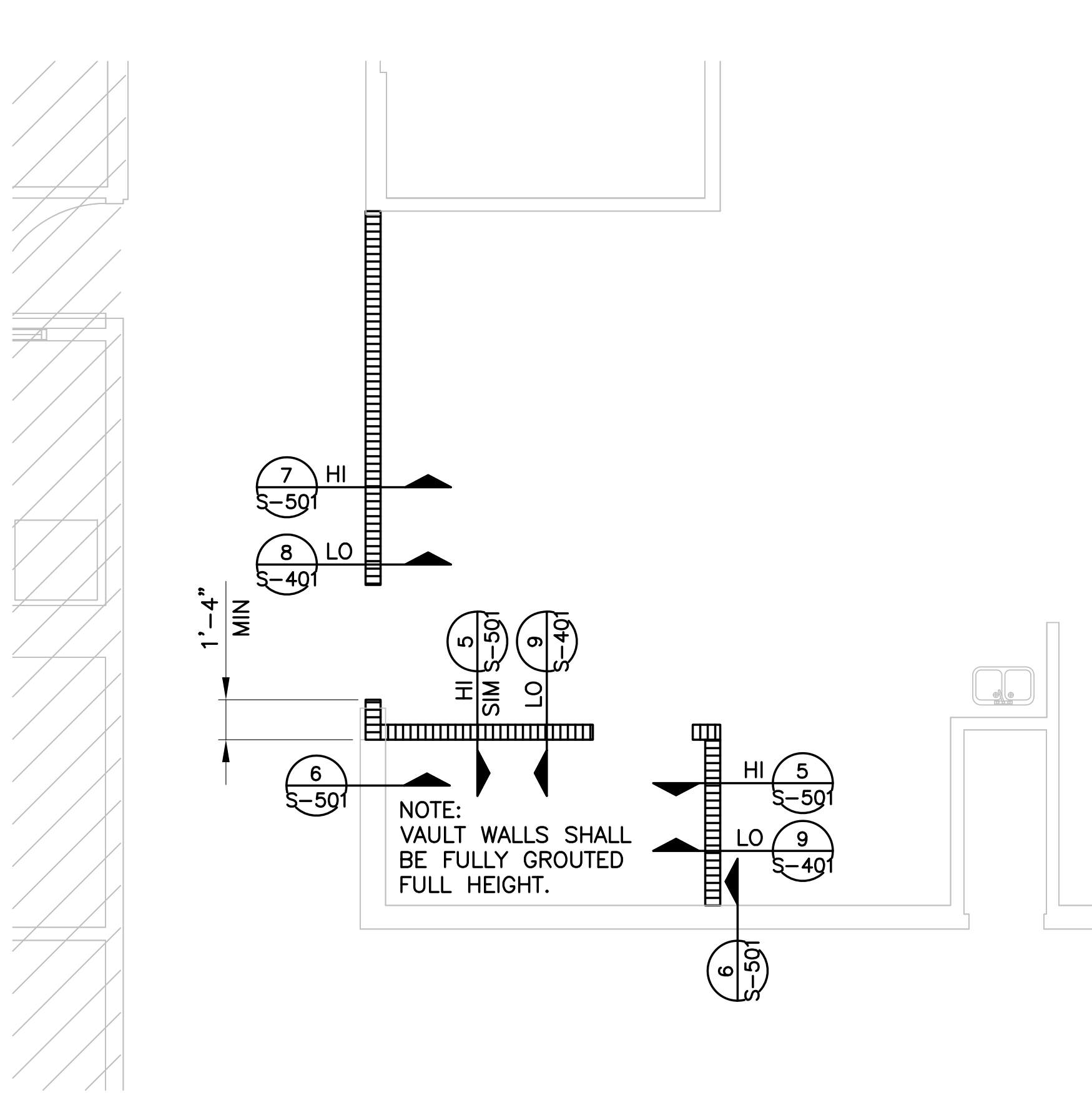
silboren LRAFB_S101_STRUCTURAL PLAN.dwg L:\2007\07056004 LRAFB Repair Renovate Medical Clinic Phase 4A\Drawings\ 07056004 24x36 5/12/09 9:41 am
Images: [none]
Xrefs: [S:\COMPANY WIDE\Standards\STAMPS\ JCF_AR, ECF_AR, jcl_ar, GARVER_LLC_AR_766] [REF\ S-FP01] [L:\2007\07056004 LRAFB Repair Renovate Medical Clinic Phase 4A\Drawings\REF\ a-fp01, a-xdp01, Aprfr1] [\REF\ 02- borders1, S-FP, 1090mm01, a-sh01]



1 FOUNDATION PLAN @ VESTIBULE ADDITION
S-101 SCALE: 1/4"=1'-0"



2 FRAMING PLAN @ PHARMACY DISPENSING
S-101 SCALE: 1/4"=1'-0"



3 FRAMING PLAN @ VAULT
S-101 SCALE: 1/4"=1'-0"



LITTLE ROCK A.F.B.
ARKANSAS

GARVER 1010 Battery St.
Little Rock, AR 72202
501-376-3633
www.GarverUSA.com

CROMWELL
ARCHITECTS ENGINEERS
101 SOUTH SPRING ST
LITTLE ROCK AR 72201
TELEPHONE 501-372-2900
FACSIMILE 501-372-0482



No.	Revision/Issue	Date	BY	APP'D

PROJECT TITLE
REPAIR & RENOVATE MED. CLINIC PH IV A
LITTLE ROCK AIR FORCE BASE
JACKSONVILLE, ARKANSAS

SHEET TITLE
STRUCTURAL FOUNDATION
& FRAMING PLANS

DRAWN BY SLB	LEAD DESIGNER JCJ
TECH REVIEWER JTW	PROJECT NUMBER NKAK 06-8006 4A
DESIGNED BY JCJ	SHEET
DATE 13 MAY 2009	S-101
SCALE AS SHOWN	23 OF 51