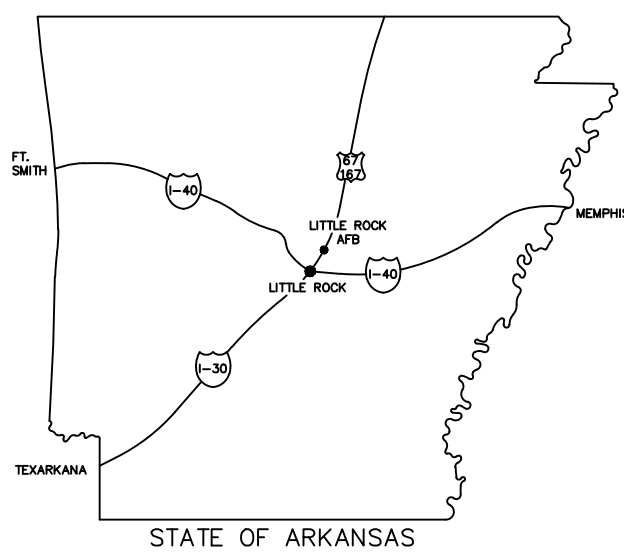


LITTLE ROCK AIR FORCE BASE, ARKANSAS



GOVERNING CODES
2003 INTERNATIONAL BUILDING CODE
2002 ARKANSAS FIRE PROTECTION CODE
UNIFIED FEDERAL CRITERIA DESIGN GUIDELINES
UFC 4-510-01 (MIL HNBK 1191)
MIL HNBK 1013-1A & 1008 FOR PHARMACY



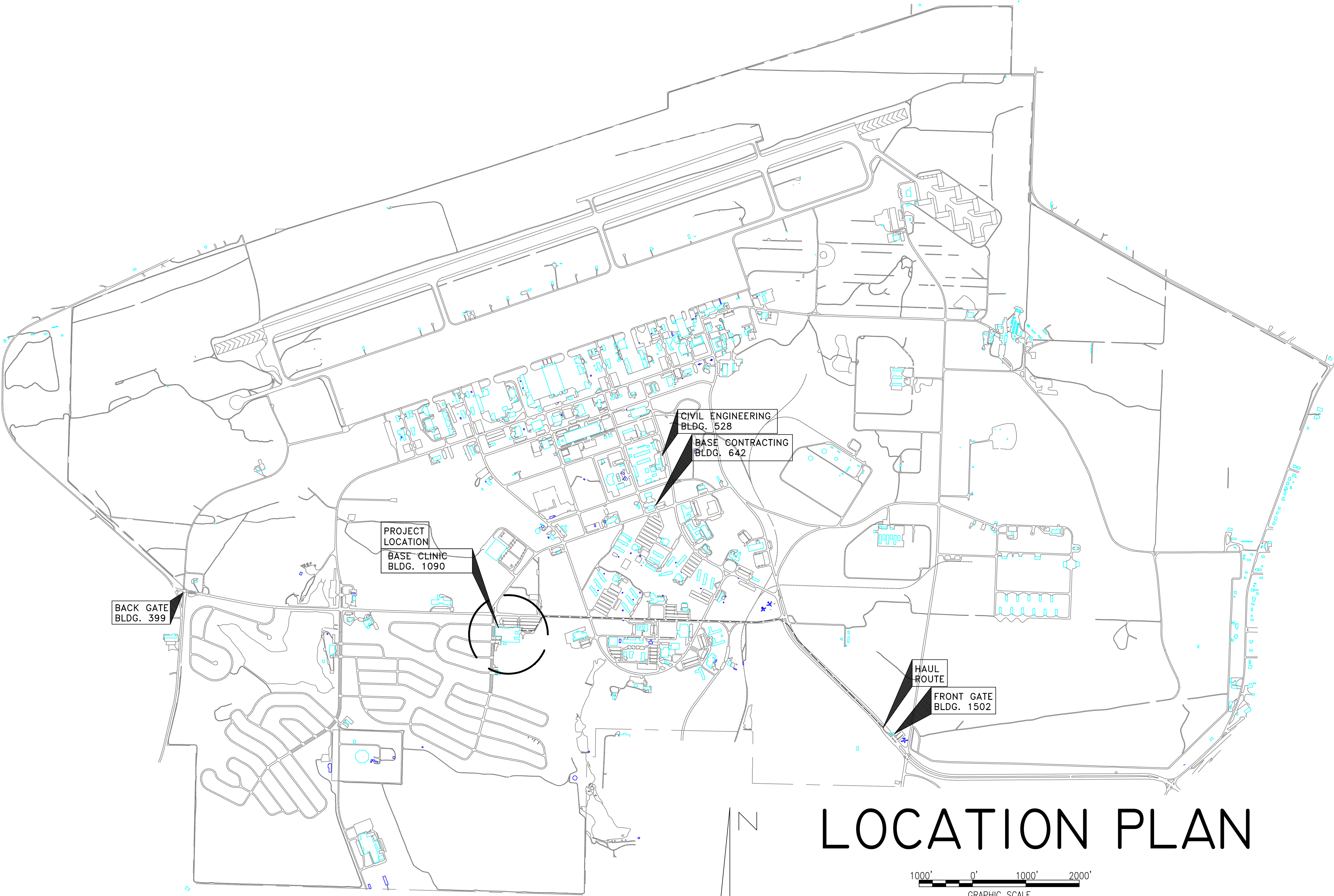
LITTLE ROCK A.F.B.
ARKANSAS

GARVER|ENGINEERS

1010 BATTERY STREET
LITTLE ROCK, ARKANSAS 72202
www.garverengineers.com
(501) 376-3633

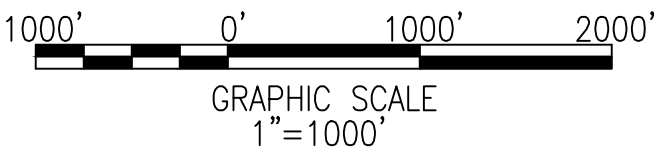
CROMWELL
ARCHITECTS ENGINEERS

101 SOUTH SPRING ST
LITTLE ROCK AR 72201
TELEPHONE 501-372-2900
FACSIMILE 501-372-0482



INDEX	
SHEET NO.	TITLE
G-001	COVER SHEET
G-002	KEY PLAN, CODE STUDY, SYMBOLS & ABBREVIATIONS
A-101-D	DEMOLITION PLAN-AREA "A"
A-101-A	FLOOR PLAN-AREA "A"
A-101-R	REFLECTED CEILING PLAN-AREA "A"
A-102-D	DEMOLITION PLAN-AREA "B"
A-102-A	FLOOR PLAN-AREA "B"
A-102-R	REFLECTED CEILING PLAN-AREA "B"
A-103	ENLARGED FLOOR PLANS & INTERIOR ELEVATIONS
A-201	INTERIOR ELEVATIONS
A-301	NOT USED
A-401	NOT USED
A-501	WALL TYPES & DETAILS
A-502	MILLWORK SECTIONS
A-601	FINISH SCHEDULE
A-602	DOOR SCHEDULE, DOOR & WINDOW TYPES, DETAILS
I-101	WALL PROTECTION PLAN-AREA "A"
I-102	FLOORING PATTERN & WALL PROTECTION PLAN- AREA "B"
F-101	FIRE PROTECTION DEMOLITION PLAN AREA "A"
F-102	FIRE PROTECTION DEMOLITION PLAN AREA "B"
F-201	FIRE PROTECTION INSTALLATION PLAN AREA "A"
F-202	FIRE PROTECTION INSTALLATION PLAN AREA "B"
P-101	PLUMBING DEMOLITION PLAN AREA "A"
P-102	PLUMBING DEMOLITION PLAN AREA "B"
P-201	PLUMBING INSTALLATION PLAN AREA "A"
P-202	PLUMBING INSTALLATION PLAN AREA "B"
P-301	PLUMBING SCHEDULE & DETAILS
M-001	MECHANICAL LEGEND & ABBREVIATIONS
M-101	MECHANICAL DEMOLITION PLAN AREA "A"
M-102	MECHANICAL DEMOLITION PLAN AREA "B"
M-103	MECHANICAL ROOM DEMOLITION PLAN
M-201	MECHANICAL INSTALLATION PLAN AREA "A"
M-202	MECHANICAL INSTALLATION PLAN AREA "B"
M-203	MECHANICAL ROOM INSTALLATION PLAN
M-301	MECHANICAL DETAILS
M-302	MECHANICAL SCHEDULES
E-001	ELECTRICAL LEGEND
E-101	ELECTRICAL LIGHTING DEMOLITION PLAN-AREA "A"
E-102	ELECTRICAL LIGHTING DEMOLITION PLAN-AREA "B"
E-103	ELECTRICAL POWER DEMOLITION PLAN-AREA "A"
E-104	ELECTRICAL POWER DEMOLITION PLAN-AREA "B"
E-105	ELECTRICAL FIRE ALARM/COMM DEMOLITION PLAN-AREA "A"
E-106	ELECTRICAL FIRE ALARM/COMM DEMOLITION PLAN-AREA "B"
E-200	ELECTRICAL LIGHTING INSTALLATION PLAN-AREA "A"
E-201	ELECTRICAL LIGHTING INSTALLATION PLAN-AREA "B"
E-300	ELECTRICAL POWER INSTALLATION PLAN-AREA "A"
E-301	ELECTRICAL POWER INSTALLATION PLAN-AREA "B"
E-400	ELECTRICAL FIRE ALARM/COMM INSTALLATION PLAN-AREA "A"
E-401	ELECTRICAL FIRE ALARM/COMM INSTALLATION PLAN-AREA "B"
E-500	ELECTRICAL ONE LINE
E-600	ELECTRICAL DETAILS I
E-601	ELECTRICAL DETAILS II

LOCATION PLAN



THE APPROVAL AND COORDINATION SIGNATURES APPEARING IN THE TITLE BLOCK ON THIS SHEET CONSTITUTE APPROVAL OF ALL DRAWINGS LISTED IN THE INDEX.

PROJECT TITLE	REPAIR & RENOVATE MEDICAL CLINIC PH IV LITTLE ROCK AIR FORCE BASE JACKSONVILLE, ARKANSAS
SHEET TITLE	COVER SHEET
DRAWN BY	PJL
TECH REVIEWER	PJL
DESIGNED BY	P. LEDFORD
DATE	JULY 1, 2008
SCALE	AS NOTED
LEAD DESIGNER	K. TAYLOR
PROJECT NUMBER	NKAK#06-8006-4
SHEET	G-001
1 OF 50	