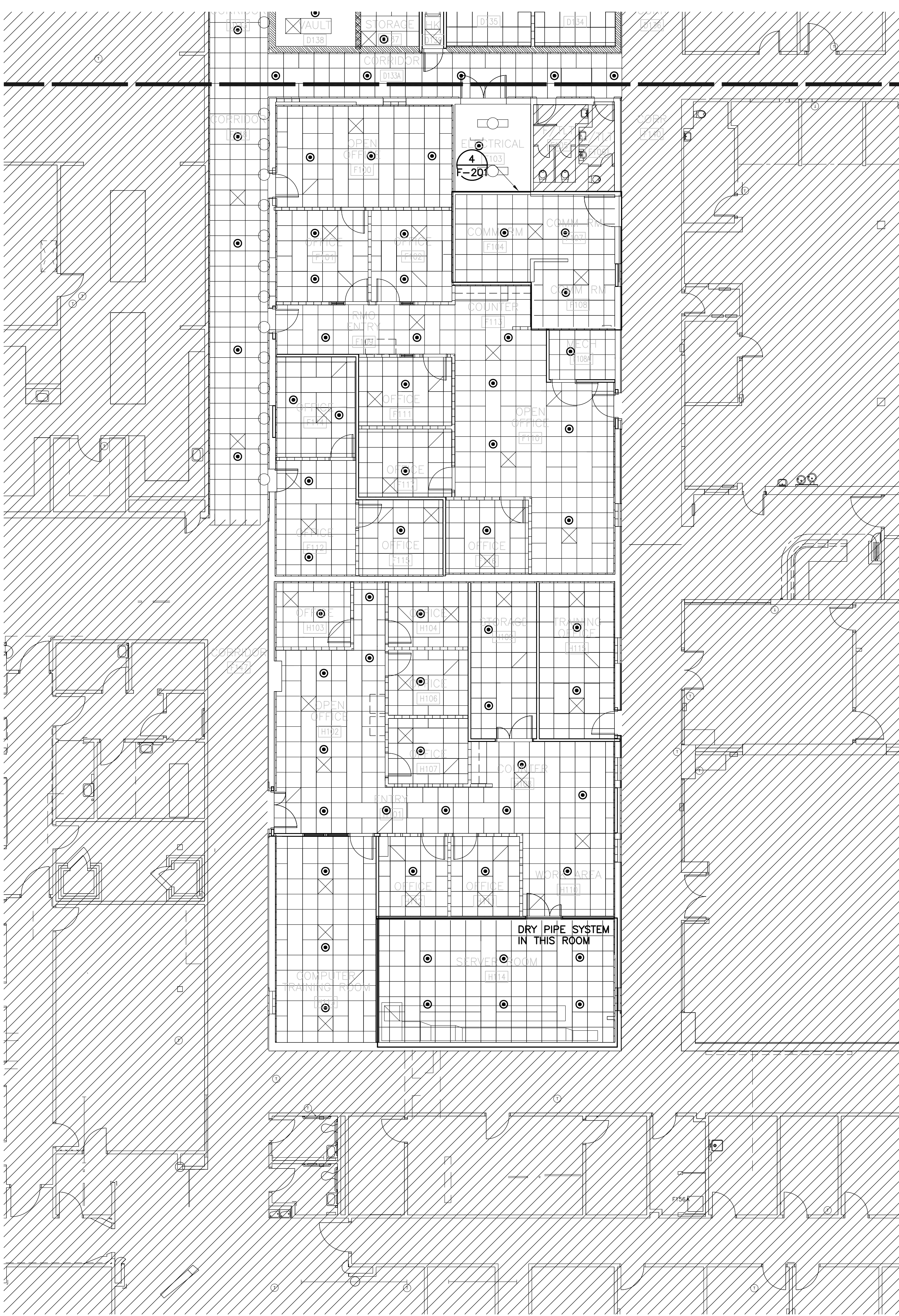


bmspain: LRAFB_F201_JN1.dwg L: 2007\07056004 LRAFB Repair Renovate Medical Clinic Phase 4A\Drawings\ 07056004 24X36 1=1 5/7/09 9:33 am
Images: [none]
Xrefs: [none]



1 FIRE PROTECTION INSTALLATION PARTIAL PLAN
F-201 SCALE: 1/8" = 1'-0"

MATCH LINE

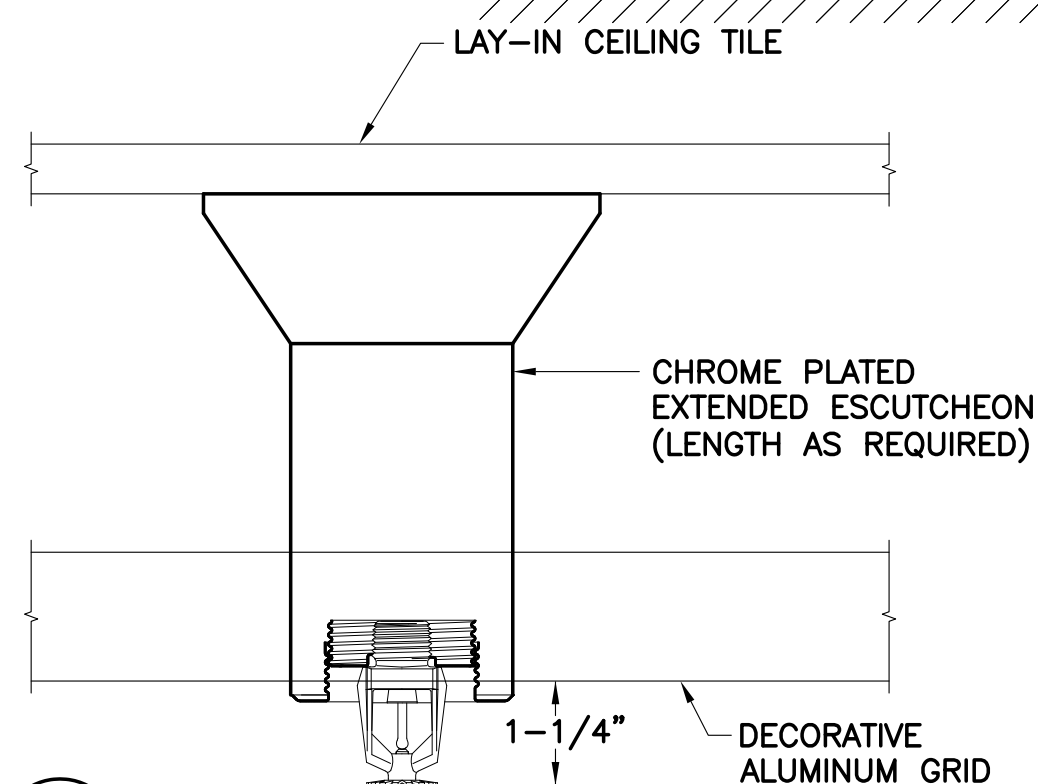
GENERAL NOTES

1. MODIFY EXISTING WET PIPE AND DRY PIPE SPRINKLER SYSTEM AS INDICATED TO PROVIDE COVERAGE TO RENOVATED SPACES.
2. FLEX CONNECTORS ARE ALLOWED
3. REPLACE ALL EXISTING SPRINKLER HEADS (WHETHER OR NOT THE HEAD LOCATION IS ACCEPTABLE FOR NEW WORK)
4. SPRINKLER HEADS SHALL BE CENTERED IN CEILING TILES.
5. PERFORM HYDRAULIC ANALYSIS TO VERIFY ADEQUATE FLOWS.

SPRINKLER SYMBOL LEGEND

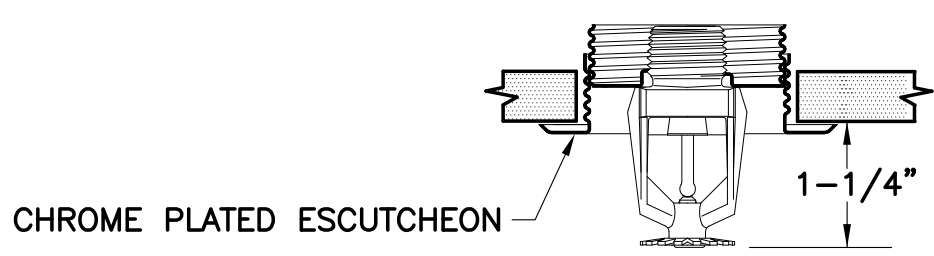
- EXISTING SPRINKLER HEAD TO REMAIN
- NEW SPRINKLER HEAD
- SIDEWALL SPRINKLER HEAD

MATCH LINE

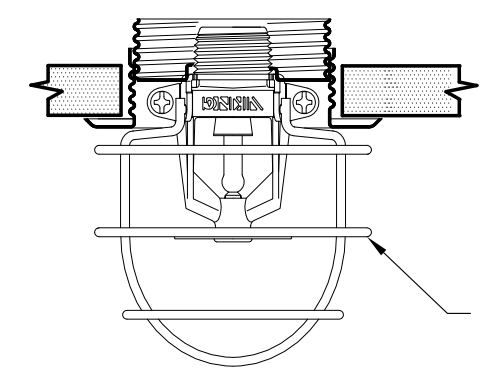


5 SPRINKLER HEAD AT DECORATIVE ALUMINUM GRID
F-201 SCALE: NONE

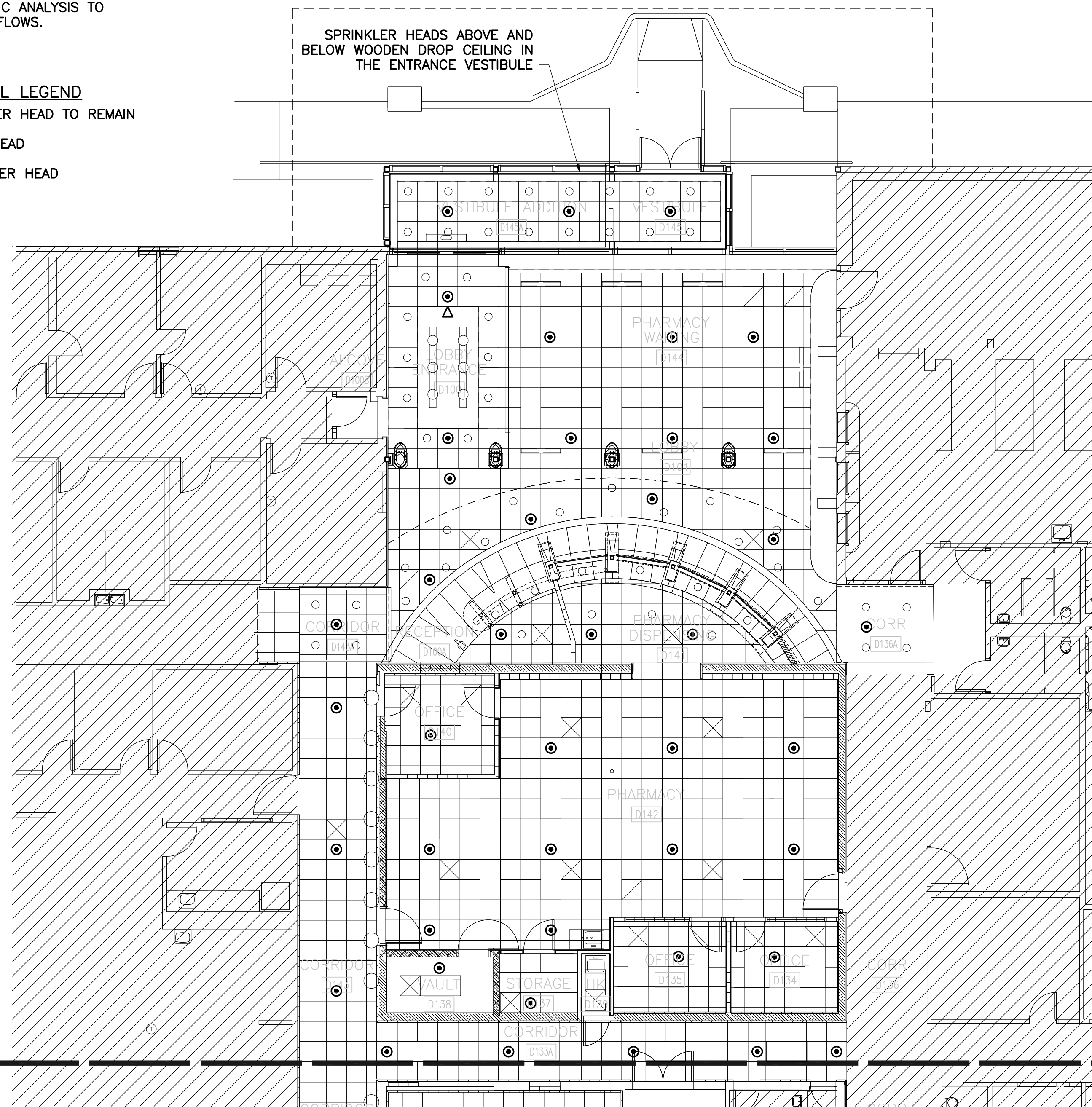
TYPICAL CEILING OPENING SIZE:
2-5/16" (58.7 MM) MINIMUM
2-1/2" (63.5 MM) MAXIMUM



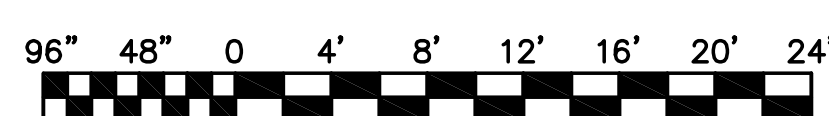
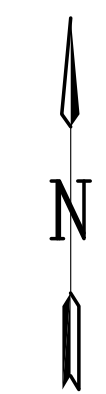
3 TYPICAL RECESSED SPRINKLER HEAD WITH ESCUTCHEON RING
F-201 SCALE: NONE



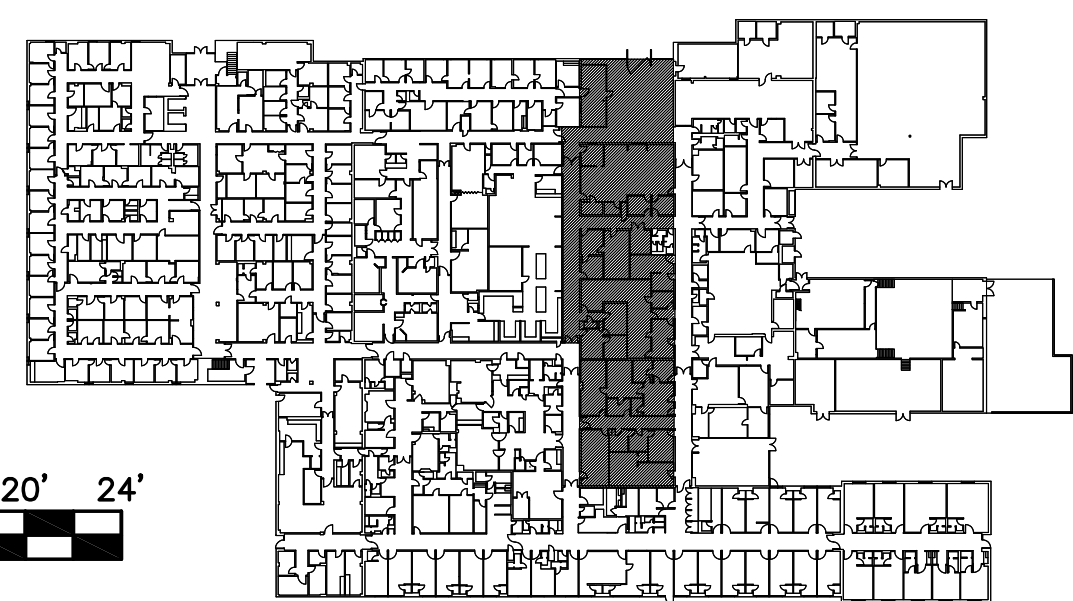
4 COMM ROOM SPRINKLER GUARD
F-201 SCALE: NONE



2 FIRE PROTECTION INSTALLATION PARTIAL PLAN
F-201 SCALE: 1/8" = 1'-0"



SCALE: 1/8" = 1'-0"



LITTLE ROCK A.F.B.
ARKANSAS

1010 Battery St.
Little Rock, AR
72202
501-376-3633
www.GarverUSA.com

CROMWELL
ARCHITECTS ENGINEERS
101 SOUTH SPRING ST
LITTLE ROCK AR 72201
TELEPHONE 501-372-2900
FACSIMILE 501-372-0482



No.	Revision/Issue	Date	BY	APP'D

REPAIR & RENOVATE MED. CLINIC PH IV A
LITTLE ROCK AIR FORCE BASE
JACKSONVILLE, ARKANSAS

FIRE PROTECTION
INSTALLATION PLAN

PROJECT TITLE	LEAD DESIGNER
DRAWN BY	JCF
TECH REVIEWER	PROJECT NUMBER
JCF	NKAK 06-8006 4A
DESIGNED BY	SHEET
JCF	F-201
DATE	
13 MAY 2009	
SCALE	
AS SHOWN	38 OF 51