



1 FIRE PROTECTION INSTALLATION PLAN AREA "A"
F-201 SCALE: 1/8" = 1'-0"

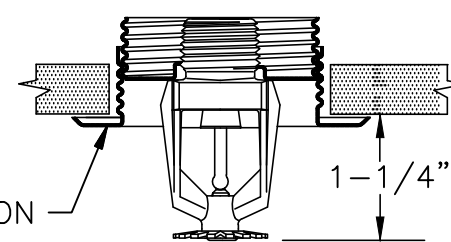
GENERAL NOTES

1. MODIFY EXISTING WET PIPE SPRINKLER SYSTEM AS INDICATED TO PROVIDE COVERAGE TO RENOVATED SPACES.
2. FLEX CONNECTORS ARE NOT ALLOWED.
3. REPLACE ALL EXISTING SPRINKLER HEADS (WHETHER OR NOT THE HEAD LOCATION IS ACCEPTABLE FOR NEW WORK).
4. SPRINKLER HEADS SHALL BE CENTERED IN CEILING TILES.
5. THE CONTRACTOR SHALL NOTIFY THE OWNER ONE WEEK IN ADVANCE PRIOR TO SPRINKLER SYSTEM SHUTDOWN. THE OWNER WILL PROVIDE INTERIM LIFE SAFETY MEASURES DURING SHUTDOWN.

KEYED NOTES

- 1 EXISTING SPRINKLER DRAIN.
- 2 ROOM PROTECTED BY BUILDING'S ORIGINAL SPRINKLER SYSTEM.

TYPICAL CEILING OPENING SIZE:
2-5/16" (58.7 MM) MINIMUM
2-1/2" (63.5 MM) MAXIMUM

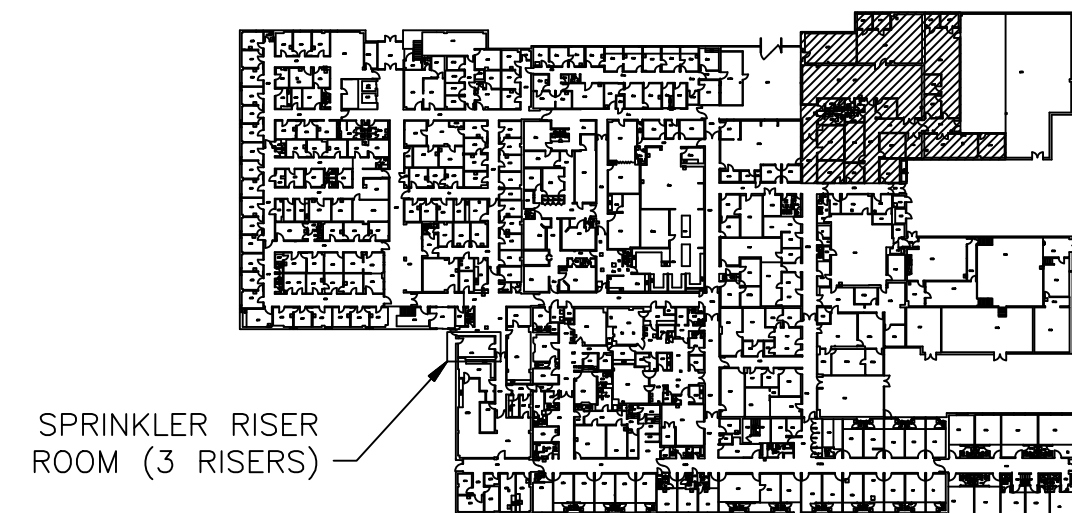


CHROME PLATED ESCUTCHEON


2 TYPICAL RECESSED SPRINKLER HEAD WITH ESCUTCHEON RING
F201 SCALE: NONE

SPRINKLER SYMBOL LEGEND

- EXISTING SPRINKLER HEAD TO REMAIN
- NEW SPRINKLER HEAD



KEY PLAN



LITTLE ROCK A.F.B.
ARKANSAS

GARVER ENGINEERS

1010 BATTERY STREET
LITTLE ROCK, ARKANSAS 72202
www.garverengineers.com
(501) 376-3633

CROMWELL

ARCHITECTS ENGINEERS

101 SOUTH SPRING ST
LITTLE ROCK AR 72201
TELEPHONE 501-372-2900
FACSIMILE 501-372-0482

No.	Revision/Issue	Date	BY	APP'D

PROJECT TITLE
REPAIR & RENOVATE MEDICAL CLINIC PH IV
LITTLE ROCK AIR FORCE BASE
JACKSONVILLE, ARKANSAS
100% SUBMITTAL

SHEET TITLE
FIRE PROTECTION
INSTALLATION PLAN AREA "A"

DRAWN BY CAG	LEAD DESIGNER JCF
TECH REVIEWER JCF	PROJECT NUMBER NKAK#06-8006-4
DESIGNED BY JCF	SHEET
DATE JULY 1, 2008	F-201
SCALE AS SHOWN	19 OF