



LITTLE ROCK A.F.B.
ARKANSAS

FPM
group

804 West Curtis Drive, Suite H
Midwest City, OK 73110
phone: 405.869.9212
fax: 405.869.9222
www.fpm-group.com

RECORD
DRAWINGS
MARCH 2007

										APP'D
										BY
										Date
										Revision/Issue
										No.

PROJECT TITLE REPAIR MEDICAL CENTER PH B LITTLE ROCK AFB, ARKANSAS	SHEET TITLE ELECTRICAL DETAILS II	
	DRAWN BY MCL	LEAD DESIGNER ECF
	TECH REVIEWER CAG	PROJECT NUMBER NKAK 05-8004A
	DESIGNED BY ECF	SHEET E-601
	DATE 11-21-08	SCALE AS SHOWN



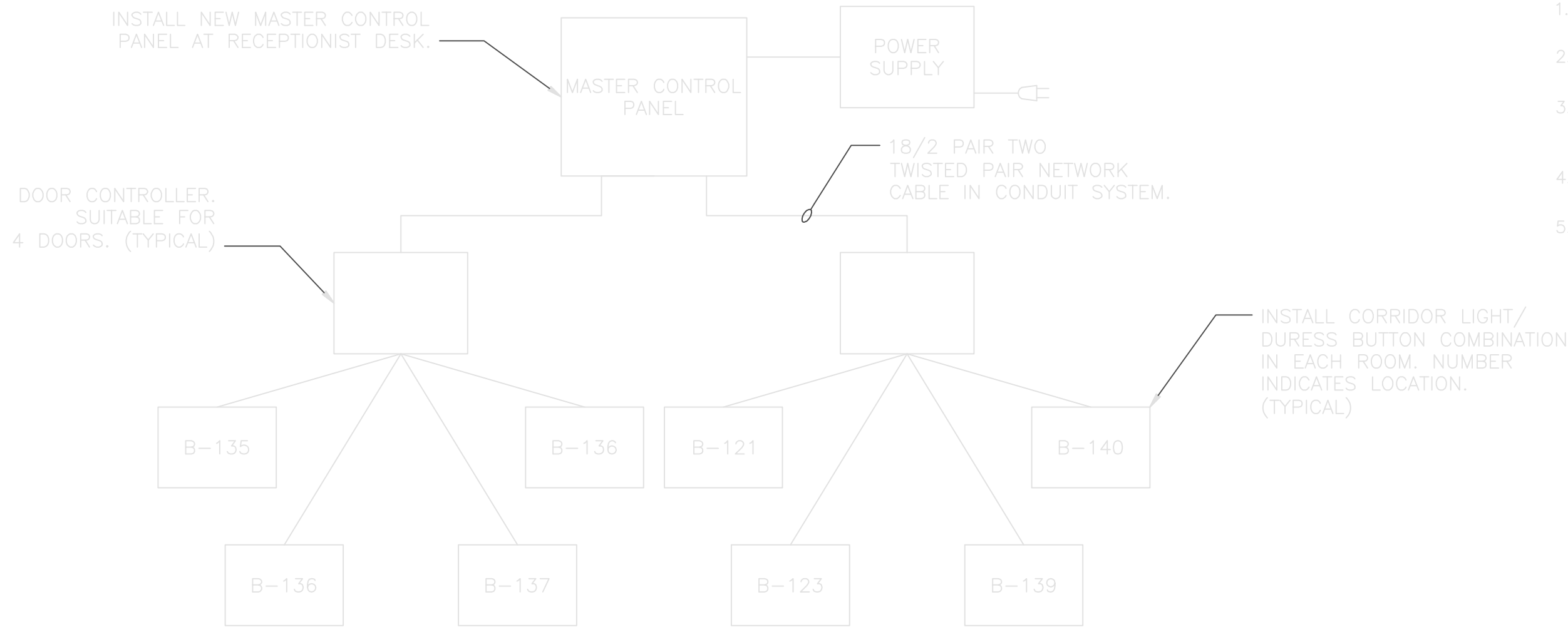
1 DOORS - CARD READER ACCESS
E-601 SCALE: NONE

SECURITY KEYED NOTES:

- 1. INSTALL NEW BELDEN BANANA PEEL, PLENUM-RATED 4/C CABLE IN 3/4"C.
- 2. INSTALL NEW PANIC BAR DEVICE ON THE INSIDE OF THE DOOR.
- 3. INSTALL NEW ACCESS CONTROL PROXIMITY CARD READER DEVICE.
- 4. INSTALL NEW ACCESS CONTROL DOOR CONTACT.
- 5. INSTALL NEW ACCESS CONTROL ELECTRIC DOOR STRIKE.

CONSTRUCTION NOTES:

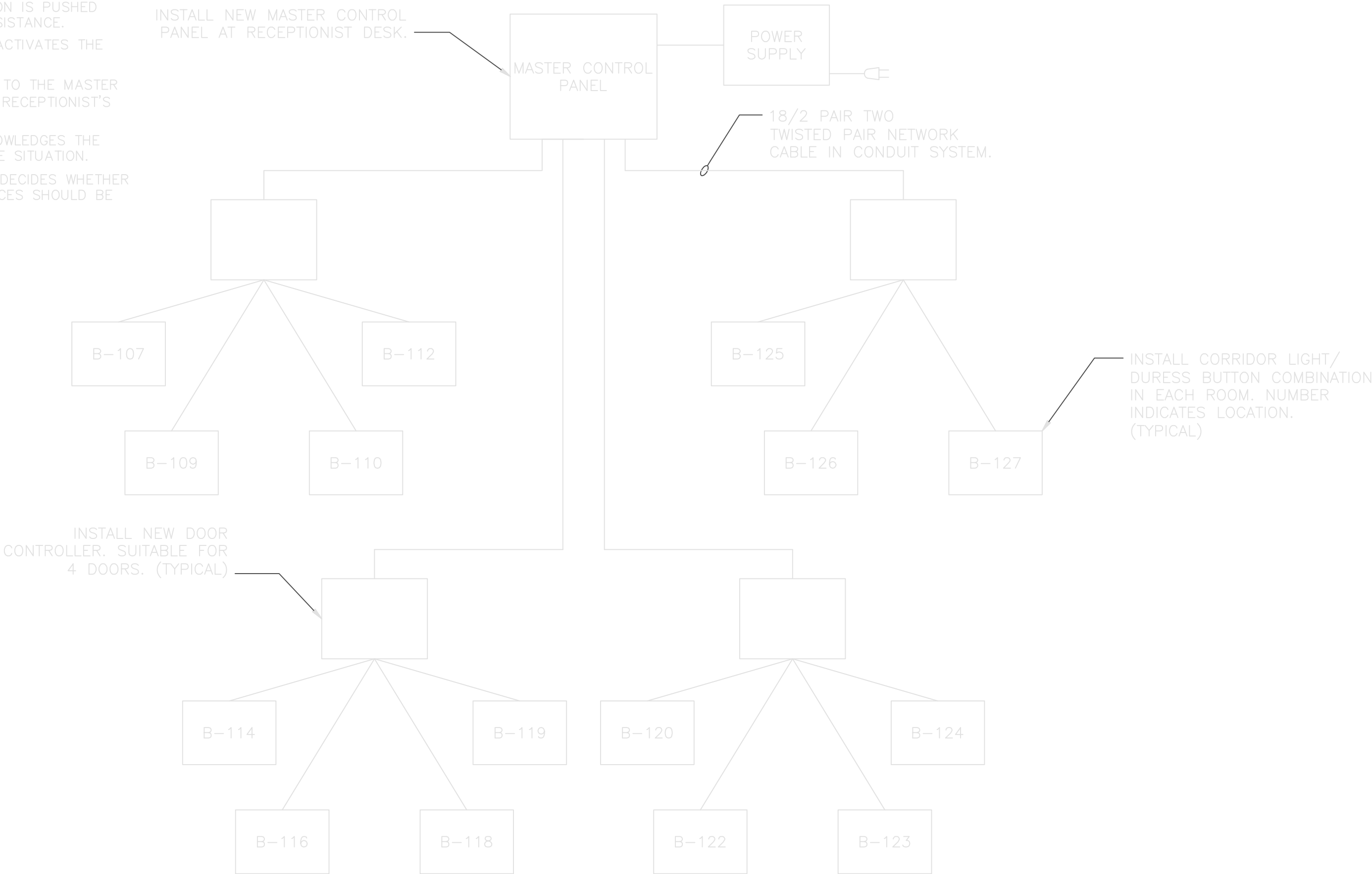
- 1. THE SECURITY SYSTEM SHALL BE PROVIDED AND INSTALLED BY THE CONTRACTOR.
- 2. THE CONTRACTOR SHALL PROVIDE AND INSTALL 120V BRANCH CIRCUITS AND ALL CONDUIT AND BOXES TO SUPPORT THE SECURITY CABLING AND DEVICES FOR A COMPLETE INSTALLATION.



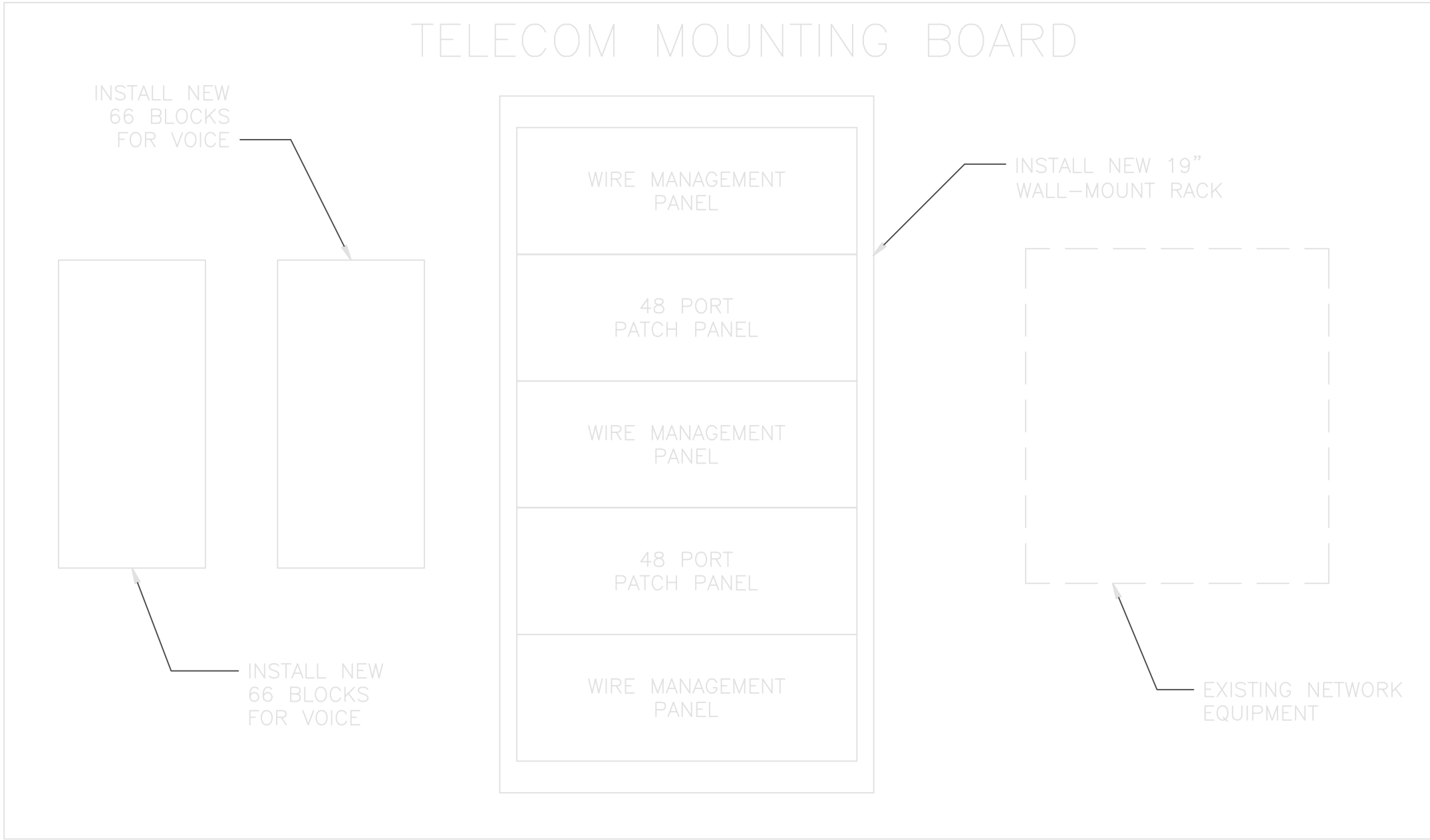
3 SECURITY RISER DIAGRAM - FAMILY ADVOCACY
E-601 SCALE: NONE

SEQUENCE OF OPERATION

- 1. RECESSED DURESS BUTTON IS PUSHED SIGNALING NEED FOR ASSISTANCE.
- 2. THE DOOR CONTROLLER ACTIVATES THE CORRIDOR LIGHT.
- 3. THIS SIGNAL IS RELAYED TO THE MASTER CONTROL PANEL AT THE RECEPTIONIST'S DESK.
- 4. THE RECEPTIONIST ACKNOWLEDGES THE ALARM AND ASSESSES THE SITUATION.
- 5. THE RECEPTIONIST THEN DECIDES WHETHER THE BASE SECURITY FORCES SHOULD BE CONTACTED.



4 SECURITY RISER DIAGRAM - LIFE SKILLS
E-601 SCALE: NONE



2 TELECOM MOUNTING BOARD
E-601 SCALE: NONE